






















Replacement parts for: A.B. DICK 350, 360, 360PRO, 369, 8805, 8810, 8815, 8820,

	PART #		PART #
	FILTER ASSEMBLY (A) Tube P-1147 (B) Filter (need 2) P-1148 Plug (not shown) P-1150		
	... Rather than buy a new cradle, replace only the parts that wear. CRADLE REPAIR KIT - For 8800 & 9800 series. Complete Kit P-98037 (A) Washer P-613 (B) Hex nut - 2 ea. P-514 (C) Retaining ring P-707 (D) Shaft P-98038 (E) Key P-1745 (F) Ball bearing - 2 ea. P-11149 (G) Steel bushing P-98058 (H) Cradle (w/ shaft and bearing) P-98041		
	PUMP VANE (need 4 per pump) 350, 360, 375, 8800, 9800 P-1159 380, 382, 385 P-1931		
	FLEXIBLE SPEED CONTROL SHAFT For the 8800 & 9800 series Shaft P-98053 Set screw P-7		
	CRANK ASSEMBLY Speed control Complete - 350, 360, 375, 385 P-36060 Complete - 9800 P-98060 (A) Handle P-36062 (B) Spring for handle P-36410 Mounting screw P-299		
	SPEED PULLEY Variable P-1630 Heavy duty (all steel) P-1631		
	FEEDER CLAMP Thumb screw P-1539 Adjusting clamp P-36087 ... MADE OF DURABLE ZINC DIE CAST!		
	STOCK RETAINER PLATE GUIDE 350, 360 Center P-36712 350, 360 Right hand P-36092 350, 360, 375, 9800 Left hand P-36089 385 Back guide plate P-38089		
	MICRO GUIDE ADJUSTING KIT FOR ACCURATE FEED & REGISTRATION 350, 360 P-36113 375, 9800 P-37113		
	BACK PAPER GUIDE P-36090		
	THUMB NUT P-1058		
	SPRING GUIDE 350, 360, 375 P-36088 385 Side P-38088 385 Back P-38090 Screw P-984		
	TABLE RELEASE LEVER ASSEMBLY 350, 360, 375, 385 P-36969 9800 P-37969		
	TABLE RAISE HANDLE ASSEMBLY 350, 360, 375 For feeder P-36955 9805 - 9850 For feeder P-98955 380, 385 For feeder P-38955 Chain del. 350,360,375,385 P-362630 Chain del. 9800 P-982630		
	TABLE RAISE GEAR & RATCHET ASS'Y. For feeder hand crank on 350, 360, 375, 9800 350, 360, 375 (complete) P-36975 9800 P-98975 Gear P-36974 Ratchet 350, 360, 375 P-36973 Ratchet 9800 P-98973 Screw (3 needed) P-44		
	TABLE RAISE SHAFT ASSEMBLY - 9800 Complete P-98070 Shaft P-98102 Gear P-38103 Sprocket P-36101		
	COUNTER ASSEMBLY Complete P-36952 Counter P-36954 Mounting screw P-229 Arm P-36956 Screw for arm P-151 Wheel (screw on type) P-36958 Screw for wheel P-1056		
	COUNTER SENSOR SWITCH 9900 Series P-9814		
	BLEEDER VALVE ASSEMBLY Complete P-36847 (A) Valve body P-36844 (B) Shaft P-36841 (C) Plug P-36951 (D) Spring (inside) P-36859 (E) Valve (inside) P-36845 (F) Roll pin P-379		
	SUCKER TUBES WITH SHUT OFF VALVE ON BOTTOM ... Ideal for envelope runs and T-Heads. Shut off tube P-36990 Sucker tube (standard) P-36174 Paper leveler assy. P-36164 Paper leveler tube P-36166 Plug P-36172 Compensating sucker tube w/shut off valve P-36966		
	SUCKER FOOT ...P-1555 MATERIAL IS NEW TACKY GUM RUBBER TO ENSURE BETTER SHEET PICK UP. All presses (cup) each P-1555* Extra heavy (cup) each P-5219 Flat disc (3/4" dia.) each P-1552 Flat disc (1/2" dia.) each P-1554 *Note: P-1555 Sold individually or in bags of 50 or 100.		
	BLOWER TUBE SHUT OFF VALVE - All models P-36760		
	SPRING For feed roller support arms P-36177		


375, 9805, 9810, 9815, 9820, 9835, 9840, 9850, 9865, 9870, 9880, 380, 382, 385

PART #	
	
UPPER FEED ROLLER	
350, 360	P-36157
375, 9800	P-37157
9870, 9910XCS, 9910 XCS	P-98157
385	P-38157
Arm 350, 360, 375, 9800	P-36175
Bearing (plastic)	P-1566
<hr/>	
	SHAFT & LEVER ASSEMBLY For upper feed roller
Complete 350, 360	P-36147
Complete 375, 9805 - 9850	P-37147
Shaft only 350, 360	P-36149
Shaft only 375, 9805 - 9850	P-37149
Lever (operators side)	P-36171
Lever & cam assy. (n.o.s.)	P-36151
Pin	P-349
<hr/>	
	STUD - For feed roll shaft assembly
350, 360, 375, 385, 9800	P-1561
<hr/>	
	STUD - For upper forwarding feed roll shaft assembly. 9870, 9890 P-8270
SCREW - For P-8270	P-6512
<hr/>	
	SUPPORT ARMS - For upper feed roller
Operators side	P-36153
Non-operators side	P-36155
<hr/>	
	FINGER ASSEMBLY & BLOWER TUBE
350, 360, 375, 9800	P-36158
385	P-38158
<hr/>	
	HOSE For blower tube
350, 360, 375, 9800	P-1189
380, 385	P-1677
<hr/>	
	SOLENOID 9800 impression cylinder power lever
	P-4029
<hr/>	
	PAPER SENSOR For AB Dick 9800
Complete	P-98269
Sensor arm	P-98974
Spring	P-98581
<hr/>	
	FEELER CONTROL LEVER ASSEMBLY
350, 360, 375, 9805, 9810, 385	
	P-36839
<hr/>	
	IMPRESSION CYLINDER GRIPPER FINGERS
*** Sand blasted tips for better grip.	
350 (1/2")	P-35225
360, 385 (1/4")	P-36225
375, 9800 (small)	P-37224
375, 9800 (large)	P-37225
Mounting screw	P-268
<hr/>	
	PAPER WEIGHT BAR
Light weight 350, 360	P-36094
Heavy weight 350, 360	P-36093
Light weight 375, 9800	P-37094
Heavy weight 375, 9800	P-37093

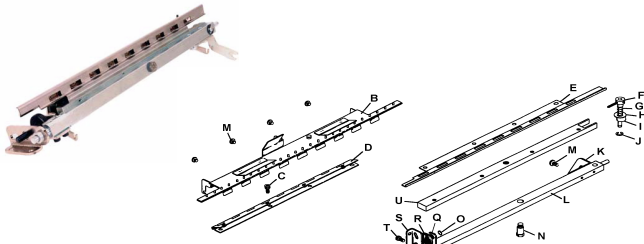
PART #	
	PAPER STOP Impression cylinder
350	P-35241
360	P-36241
375, 9800	P-37241
<hr/>	
	LEVER ASSEMBLY For impression cylinder
	P-36207
	SEGMENT Imp. cylinder
	P-36203
<hr/>	
	GRIPPER SHAFT ASSEMBLY For impression cylinder
Complete 350, 360	P-36229
Shaft only	P-36231
Gear	P-36235
Taper pin	P-421
<hr/>	
	BLANKET CYLINDER SHAFT
350, 360	P-36290
375, 9800	P-37290
380, 382, 385	P-38290
<hr/>	
	PRINT ADJUSTING DRAW ROD
350, 360	(30° pressure angle) P-36180
	(20° pressure angle) P-36308
375, 9800	(30° pressure angle) P-37180
	(20° pressure angle) P-37308
385	(30° pressure angle) P-38180
	(20° pressure angle) P-38308
RETAINER NUT	P-36182
	P-36186
<hr/>	
	BLANKET CYLINDER RING SEGMENTS
*** New style - Case hardened for longer wear.	
Left hand	P-36194
Right hand	P-36195
<hr/>	
	
(A) SCALE Blanket cylinder raise & lower	
2 screws needed	P-36208
(B) SCALE Blanket cylinder adjustment	
5 screws needed	P-36202
DRIVE SCREW For both scales (not shown)	P-1040
<hr/>	
	
BLANKET BARS Standard	
360	P-36252
375, 9800	P-37252
380, 382, 385 Serial #1305 & below	P-38252
9880	P-988252
Mounting screw	P-36204
Blanket screw	P-124
<hr/>	
QUICK CHANGE BLANKET BARS	
*** Save time & money by changing only 4 screws to mount your blanket.	
360	P-36777
375, 9800	P-37777
380, 382, 385	P-38777
9880	P-988777
Mounting screws	P-36204
Blanket screws	P-124

THIS IS JUST A SAMPLE OF OUR TOTAL INVENTORY

Replacement parts for: A.B. DICK 350, 360, 360PRO, 369, 8805, 8810, 8815, 8820,

PART #		PART #	
	BEARING HOUSING COMPLETE For blanket cylinder • Made of "REINFORCED STEEL" for longer life. • Completely enclosed for added strength. (A) Operators side P-36295 (B) Non-Operators side P-36283		CHROME WATER DUCTOR ROLLER (SMOOTH) 350, 360 P-36342-S 375, 9800 P-37342-S
	BLANKET CYLINDER ADJUSTING SHAFT 350, 360, 375 P-36236 9800 P-98236		CHROME WATER DUCTOR ROLLER (ROUGH) 350, 360 P-36342-R 375, 9800 P-37342-R
	CYLINDER GEARS *** All cylinder gears are made with "SOLID STEEL" for longer life. Master cylinder gear 350, 360, 375 P-36313 Master cylinder gear 9800 P-98313 Inner blanket cylinder gear 350, 360, 375 P-36214 5/16" wider than standard for longer life. Inner blanket cylinder gear 9800 P-98214 "Wide" inner blanket cylinder gear P-36211 Outer blanket cylinder gear 350, 360 P-36196 Outer blanket cylinder gear 369 P-36198 Outer blanket cylinder gear 375, 9800 P-37196 Outer blanket cylinder gear 385 P-38196 Impression cylinder gear P-36191		WATER FOUNTAIN ROLLER 350, 350T, 357, 357A, 367, 367A (Smooth Aluminum) P-35364 360, 360CD, 360T (Rough Aluminum) P-36364 375, 9800 (Rough Aluminum) P-37364
	PLATE CYLINDER UPPER SUPPORT ARMS 350, 360 P-36801 375, 9800 P-37801 PLATE CYLINDER LOWER SUPPORT ARMS 350, 360, 375, 9800(9/16" hole) P-36833		WATER DUCTOR ROLLER HOUSING Housing (cone hub) P-36322 Housing (flat hub) P-36366 Bearing P-746
	STUD - For master cylinder support arm. 9890, 9900 P-4577		COMPRESSION SPRING (Painted Red) For water waver roller P-36413
	WATER FOUNTAIN HOSE P-1549		SHAFT For water repellent waver roller 350, 360 P-36378 375, 9800* P-37378 9800 PRO ***Shaft is universal, fits old & new style.
	IDLER GEAR Water section Plastic P-36368		TIRE Form roll knobs P-36399 TIRE Ink fountain knob P-36244
	HARDWARE REPAIR KIT For Super Aquamatic. Complete P-36376-K Consists of 2 ea. P-36376 Shield P-658 Spring washer P-617 Flat washer P-706 Retaining ring *ALL PARTS SOLD SEPARATELY.		NIGHT LATCH IDLER GEAR Brass P-36446 Steel P-36457 Nylon P-36455
	WATER FOUNTAIN BOTTLE ASSEMBLY. *** The valve assembly is made of hardened plastic which helps eliminate build up and rust. (1 quart) P-1915 350, 360 only (2 quart) P-1919		SINGLE LEVER CONTROL ARM 360 Complete P-36856 9800 Complete P-98856 (without knob) P-36860 Knob P-36858
	COUPLING ASSEMBLY For water waver roller ass'y. P-36426		INK OPERATING PAWL For ink metering fountain 360 Pro P-36251 9800 P-98251
	COUPLING HOUSING For water waver roller ass'y. P-36432		SPRING For lower ink oscillator P-36459
			FORM ROLL SHAFT 350, 360 P-36401 375, 9805 - 9850, 9865, 9870 P-37401

PART #




MASTER CYLINDER HEAD CLAMP ASSEMBLY

For 9800 - consists of all items shown

COMPLETE	P-98352
(A) Screw	P-253
(B) Head clamp	P-98353
(C) Screw	P-43
(D) Hinge	P-98299
(E) Plate clamp	P-98359
(F) Knob	P-98175
(G) Spring	P-36707
(H) Washer	P-592
(I) Eccentric pin	P-98351
(J) Retaining ring	P-668
(K) Bracket	P-98171
(L) Bar	P-98387
(M) Screw	P-257
(N) Shoulder screw	P-8042
(O) Retaining ring	P-666
(P) Bracket	P-98181
(Q) Spring	P-36349
(R) Thumb screw	P-98347
(S) Bracket	P-98153
(T) Screw	P-37
(U) Radial bar	P-98393

PART #



FORM ROLL SEPARATING SHAFT

9800/9900 Complete	P-98497
(A) Roll pin	P-382
(B) Collar	P-739
(C) Cam - non-operators side	P-36623
(D) Shaft only	P-37499
(E) Cam - operators side	P-36503
(F) Eccentric collar	P-747
(G) Set screw	P-8
(H) Taper pin	P-424
(I) Separating lever	P-98505

INK DUCTOR LEVER ASSEMBLY



Complete	P-36572
Lever only	P-36569
Bushing 360, 375, 9800	P-1569
Bushing 380, 382, 385	P-1568
Retaining ring	P-703

SEAL For ink fountain roller - 360Pro & 9800 (need 2)
P-36262



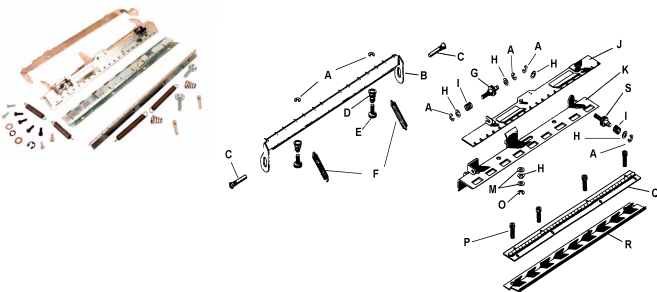
INK DUCTOR OPERATING CAM
P-36542



INK ROLLER RATCHET ASSEMBLY




360 PRO	P-36263
9800 PRO, 9900	P-98263
Ratchet only	P-36239



HEAD & TAIL CLAMP ASSEMBLY For 350, 360











COMPLETE - 360 consists of all items shown	P-36354
COMPLETE - 375 consists of all items shown	P-37354
TAIL CLAMP ASSY. (A - F)	P-36606
TAIL CLAMP ASSY. (A - F)	P-37606
(A) C-Ring	P-666
(B) Tail clamp (360)	P-36323
(B) Tail clamp (375)	P-37323
(B) Tail clamp (9800 not part of kit)	P-98323
(C) Pivot screw	P-36331
(D) Spring	P-36325
(E) Thumb screw	P-1027
(F) Spring	P-36327
HEAD CLAMP ASSEMBLY (G - S)	P-36352
HEAD CLAMP ASSEMBLY (G - S)	P-37352
(G) Lateral adj. knob	P-36347
(H) Washer	P-569
(I) Spring	P-36349
(J) Pin bar (360)	P-36345
(J) Pin bar (375)	P-37345
(K) Bracket (360)	P-36353
(K) Bracket (375)	P-37353
(L) Spring	P-36032
(M) Washer	P-586
(N) Spring washer	P-1049
(O) C-Ring	P-668
(P) Screw	P-892
(Q) Hinge (360 & 375)	P-36299
(Q) Hinge (9800)	P-98299
(R) Stop plate (360)	P-36359
(S) Vertical adj. knob	P-36351



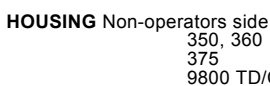

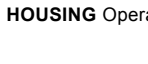





... DESIGNED WITH REPLACEABLE "STEEL" END CAPS AND A DEEPER INK WELL FOR 50% MORE INK CAPACITY.


INK FOUNTAIN ASSEMBLY		
350	Complete	P-35071
	Fountain only	P-35072
	Wire	P-35084
360	Complete	P-36778
	Fountain only	P-36789
	Wire	P-36084
360 PRO	Complete	P-36805
	Fountain only	P-36807
375, 9800	Complete	P-37778
	Fountain only	P-37789
	Wire	P-37084
9800PRO	Complete	P-98805
	Fountain only	P-98807
All models	Adjusting screw	P-1570
350, 360, 375, 9800	End caps	P-36792
360PRO, 9800PRO	End caps	P-98792
INK FOUNTAIN BLADE		
350	1-3/4" wide	P-35079
	2-7/8" wide	P-35233
360, 360PRO	1-3/4" wide	P-36079
	2-7/8" wide	P-36233
375, 9800	1-3/4" wide	P-37079
	2-7/8" wide	P-37233
385	Standard width	P-38079
	Screw	P-118
METERING BLADE With studs		
360	3-5/8" wide	P-36095
9800	3-5/8" wide	P-98095

Replacement parts for: A.B. DICK 350, 360, 360PRO, 369, 8805, 8810, 8815, 8820,

PART #	
	HEAVY DUTY CAM KIT For ink ductor P-36500 *** Uses a bearing in place of the Cam to prevent premature wear.
	INK FOUNTAIN HAND CRANK 9800 P-98402
	BLOCK IS COLD WELDED WHICH MAKES IT LESS BRITTLE.
	IMPROVED
CLUTCH PULLEY ASSEMBLY	
360, 375, 9800	Complete hub I.D. 1/2" P-36597
9800 QPC, PRO	Complete hub I.D. 7/8" P-98597
	(A) Spring P-36591
	(B) Pinion P-36595
	(C) Link P-36593
	(D) Lever P-36605
	(E) Pulley only 360 P-36587
	(E) Pulley only 9800 P-98587
OVERSIZED CLUTCH PULLEY For thermographers	
360	Complete P-36589
	Pulley only P-36599
	SPRING HOLDER & SLEEVE KIT Used in place of old design single piece. 9800 Series P-98595-K
	SENSOR For 9800 clock sync. mechanism Male connector P-4047
	SENSOR For 9800 clock sync. mechanism Female connector P-4032
	FEELER LINK OPERATING LINK ASSEMBLY
350, 360, 375, 9800	P-36885
380, 382, 385	P-38885
	
GAP CONTROL SHAFT ASSEMBLY	
350, 360	Complete P-36689
375	Complete P-37689
9800 Imp. Cyl.	Complete P-98689
9800 Master Cyl.	Complete P-98693
350, 360	Shaft only P-36695
375	Shaft only P-37695
9800 Imp. Cyl.	Shaft only P-98695
9800 Master Cyl.	Shaft only P-98697
350, 360, 375, 385	Dial assy. P-36688
8800, 9800	Dial assy. P-98688
	HANDWHEEL
350, 360, 375, 8805/10	P-36615
	SPLINE DISC Safety handwheel
	P-99665

PART #	
	DRIVE SHAFT AND GEAR ASSEMBLY COMPLETE
350, 360	P-36577
375	P-37577
9865	P-98577-65
9870	P-98577-70
DRIVE SHAFT	
350, 360	P-36583
375	P-37583
9800 - 1/2" O.D.	P-98583
9800 - 5/8" O.D.	P-98388
9865	P-98583-65
9870	P-98583-70
380, 385	P-38583
HOUSING Non-operators side	
350, 360	P-36487
375	P-37487
9800 TD/CD/QP/QPC/PRO	P-98487
HOUSING ASSY.	9800 TD/CD/QP/QPC/PRO P-98385
HOUSING Operators side	
350, 360	P-36585
375, 9800	P-37585
9800 QPC, PRO	P-98585
DRIVE GEAR	
350, 360, 375	P-36581
9800, 380, 385	P-38581
	CONTROL PANEL OVERLAY & MEMBRANE
(A)	9815, 9850 P-98540
(B)	9870 P-98562
	POWER SUPPLY
	9800 Control box (5V. 115V.) P-4401
	DRIVE & PUMP SWITCH
	Old style (drive & pump) - 2 position with screw connectors P-36977
	(385) Momentary - 3 position with tab connectors P-38977
	New style (motor) momentary- 3 position with tab connectors P-36303
	New style (pump) - 3 position with tab connectors P-36307
	New style (pump) - 2 position with tab connectors P-36305
	RELAY - 9800 Control box P-4037 36.00
	MICRO SWITCH Chain delivery safety guards P-362940
	TIMING PULLEY ASSEMBLY
350, 360, 385	P-362080
375, 9800	P-372080
Shaft only 350, 360, 385	P-362040
Shaft only 375, 9800	P-372040
Pulley only all models	P-362120

375, 9805, 9810, 9815, 9820, 9835, 9840, 9850, 9865, 9870, 9880, 380, 382, 385


	PART #
 JOGGER OPERATING LEVER - New style 350, 360, 375	P-361610
SIDE JOGGER LEVER 9800	P-984130

 LEVER SUPPORT	P-984140
--	----------

GEAR & SHAFT ASSEMBLY	
Chain delivery	P-36754
Chute delivery	P-36752
385	P-38754
9800	P-98754




SHAFT & SPROCKET ASSEMBLY	
350, 360 (12-1/4" Inside sprocket to sprocket)	P-361160
350, 360 (12-1/16" Inside sprocket to sprocket)	P-361165
8810	P-881160
375, 9800 Standard	P-371160
9800, 1-1	P-981160




*** Reinforced anvil is made of steel which prevents bowing and lasts longer.

GRIPPER BAR ASSEMBLY	
350, 360 Complete	P-360990
375, (9800 standard) Complete	P-370990
9800 (1 to 1)	P-980990
385 Complete	P-380990
(A) Gripper finger	P-361020
(B) Pin (for finger)	P-3001
(C) Anvil 350, 360	P-361090
(C) Anvil 375, 9800 (universal)	P-371090
(C) Anvil 385	P-381090
(D) Butterfly spring 350, 360	P-361070
(D) Butterfly spring 375, 9800	P-371070
(D) Butterfly spring 385	P-381070
(E) Shoulder screw	P-8032
(F) Shaft 350, 360	P-361060
(F) Shaft 375, 9800	P-371060
(F) Shaft 385	P-381060
(G) Shaft bearing	P-361000
(H) Cam	P-1416
(I) Stud	P-401
(J) Lever 350,360,375,9800standard,385	P-361040
(J) Lever 9800 (1 to 1)	P-981040
(K) Loop spring	P-361080

GRIPPER BAR REPAIR KIT	
*** Comes with all parts (less anvil & shaft) to repair one gripper bar.	
350, 360	P-30730
375, 9800 Std. & 1-1	P-30731
385	P-30732

 TAPE TRACK (18 inches) *** Made of "sand paper like" material that holds better. For star wheels on 9800, 1 to 1 chain deliveries	P-983130
---	----------

	PART #
 BACK STOP 350, 360, 375 9800 9800, 1-1	P-362420 P-984320 P-982420





*** Made with spring steel & nickel plating which prevents cracking and adds better spring action & durability.

BACK STOP SPRING	
Complete with cam	P-362300
350, 360, 375, 385	P-982300
Complete with cam-9800	P-362320
Spring only	P-982320
Spring only	P-1521
Cam	P-3002
Pin	



DELIVERY GRIPPER CHAINS	
Sold in a set of 1 Left hand & 1 Right hand	
350, 360, 375, 9800 O.S., 385	P-361390
N.S. 5/8" carrier link	P-361100
O.S. 1/2" carrier link	
new style 9800, 1 to 1 CD	
- 6" star wheels with tapes	P-981390


ARMS For 9800 1 to 1 chain delivery safety guards	
 Operators side - complete	P-984289
Arm only OS	P-984290
Non-oper. side - complete	P-984279
Arm only NOS	P-984280
Cam	P-1475
Pin	P-3012
C-ring	P-679

INK WASH UP ATTACHMENT	
	
350, 360	P-36773
375	P-37773



REPLACEMENT WASH UP BLADES		
350, 360	(11-5/8 x 1-5/8) 4 holes	P-5028
350, 360	(11-3/4 x 2-1/16) no holes	P-36767
375	(12-7/8 x 1-5/8) 4 holes	P-5029
9800	(13-1/4 x 2) 6 holes	P-30200
9800XLK	(13-1/4 x 2-1/16) 6 slots	P-30216
9985	(14-3/32 x 1-5/8) 6-holes	P-30225
Century 3000	(14 x 1-5/16) 7 holes	P-30792

*** ELIMINATE COSTLY DOWNTIME WITH YOUR OWN EMERGENCY KIT FOR YOUR MODEL PRESS.

REPAIR KITS FOR ALL A.B. DICKS	
 Master kit	P-1707 - 720 pcs.
Junior kit	P-5088 - 437 pcs.
Nut kit	P-1701 - 100 pcs.
Washer kit	P-1702 - 120 pcs.
Screw kit	P-1703 - 108 pcs.
Ring kit	P-1704 - 228 pcs.
Pin kit	P-1705 - 136 pcs.
Spring kit	P-1706 - 28 pcs.