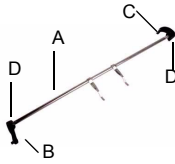



Replacement parts for: RYOBI 2700, 2800, 3200, 3200AN/CD/NP, 3302M, 480/520/560

| | | PART # | | | PART # |
|---|--|--------------------------------------|--|--|--|
|  | 1) FILTER FELT 2) GASKET SEAL | P-30201 P-1937 |  | SUCKER FEET Standard *** Treated with ink resistant repellent for less ink tracking. | P-5208 |
|  | 3) WICK For oil jar | P-1155 |  | SUCKER FEET (A) 500K, 512 (B) 480N, 480K | P-5241 P-7580 |
|  | PUMP REPAIR KIT - 2700, 2800, 3200 P-31120 Consists of: 4 Vanes / 2 Filters / 1 Oil wick / 2 Ball bearings / 1 Oil seal | |  | SHEET SEPARATOR Brass Copper | P-27114 P-27117 |
|  | PUMP REPAIR KIT - 520/522/530/560 P-31130 Consists of: 4 Vanes / 2 Filters / 2 Ball bearings / 1 Urethane gasket / 1 Fiber gasket / 8 Paper gaskets / 2 Timing belts (Only one of each item depicted here) | |  | SHEET SEPARATORS (A) 522 (B) 522PF / PFH | P-522114 P-522114PF |
|  | PUMP VANE *** MADE OF "GROUND STAINLESS STEEL" (27.5 mm x 115 mm) | P-9448 |  | THUMB SCREW For sheet separator bracket THUMB SCREW For master cylinder tail clamp | P-2909 P-2903 |
|  | TIMING BELT - For main pump 520, 522, 530, 560 | P-3811 |  | GUIDE SPRING 975 PFA (Thick) (Thin) | P-97471 P-33478 P-33471 |
|  | VARIABLE SPEED PULLEY | P-1491 |  | BACK PAPER GUIDE ASSEMBLY 2700, 2800, 3200, 3200MCD COMPLETE (A) Screw w/ s/washer (B) Block (C) Bracket (D) Back guide spring (E) Screw | P-27081 P-2328 P-27221 P-27090 P-27712 P-2327 |
|  | SPEED CONTROL & FEEDER HAND CRANK *** Improved style works on 2700, 2800, 3200. | P-98060 |  | SPRING BASE For P-27088 shown below. | P-27100 |
|  | HOSE For side blowers For compressor filter For rear blower For sucker tube manifold | P-5265 P-5299 P-5288 P-1188 |  | 1) BACK PAPER GUIDE 2) SIDE PAPER GUIDE | P-27537 P-27088 |
|  | FEEDER CLAMP 5.5 mm slide plate slots 7 mm slide plate slots ADJUSTING SCREW | P-27087 P-32087 P-2652 |  | PAPER RETAINER - 3302 Located under upper feed roller. | P-33143 |
|  | <input type="text" value="slide thickness"/> <input type="text" value=""/> | |  | PAPER GUIDE HANDLE STOPPER 950, 960 | P-27089 P-32089 P-95124 14.90 |
|  | SLIDE PLATE For feeder clamp 5 mm slide thickness 6.5 mm slide thickness | P-27089 P-32089 |  | PAPER RETAINER Feeder 3302 Conveyor .008 thick Conveyor .012 thick | P-33500 P-33420 P-33433 |
|  | SLIDE PLATE & FEEDER CLAMP KIT | P-39087 |  | FEED TAPES (sold individually—not in sets) 480K/N, 500N/NP 3302 s/n up to 4432 3302 s/n 4433 to 7036 3302 s/n 7037 & Up | P-3935 P-3939 P-3936 P-3870 |
|  | BUMPER For air control latch | P-5283 |  | FEED SENSING SWITCH R-3302, I-3985 | P-4050 |
|  | HEIGHT CONTROL SCREW - For paper leveling bar. | P-8144 | | | |
|  | COUPLING JOINT | P-6776 | | | |
|  | SUCKER TUBE | P-27174 | | | |
|  | SCREW HOLDER | P-27966 | | | |


| PART # | |
|--|---|
|  | FEELER FINGER SHAFT Complete 2700, 2800 P-27138 Complete 3200 P-32138 (A) Shaft only 2700, 2800 P-27139 (A) Shaft only 3200 P-32139 (B) Lever P-27719 (C) Latch P-27141 (D) Roll pin P-2834 |


| | |
|---|--|
|  | RUBBER FEED ROLLERS 2700, 2800 P-27157 3200 P-32157 |
|---|--|


| | |
|---|---|
|  | IMP. GRIPPER FINGER 1) 2700, 2800, 3200 P-27245 2) 3302 (urethane tip) P-33245 |
|---|---|


| | |
|--|--|
|  | PAPER STOP FINGER 1) 2700, 2800 P-27241 2) 3302 P-33241 |
|--|--|

| | |
|---|---|
|  | FEED DRUM FINGER P-33237 (urethane tip) |
|---|---|

| | |
|---|--|
|  | SKID ROLLER ASSEMBLY - 3302 Operators side (shown) P-33562 Non-operators side P-33568 |
|---|--|

| | |
|--|---|
|  | SPRING - Imp. cyl. latch P-27791 |
|--|---|


| | |
|---|---|
|  | ADJUSTING NUT For blanket cylinder clamps Right hand thread P-5303 Left hand thread P-5312 |
|---|---|





| |
|--|
| STANDARD BLANKET BARS 2700, 2800 Complete P-27252 R-3200, I-975 Complete P-32252 R-3302, I-3985 P-33252 (A) Upper blanket bar 2700, 2800 P-27258 (A) Upper blanket bar R-3200, I-975 P-32258 (A) Upper blanket bar R-3302, I-3985 P-33258 (B) Lower blanket bar 2700, 2800 P-27256 (B) Lower blanket bar R-3200, I-975 P-32256 (B) Lower blanket bars R-3302, I-3985 P-33256 (C) Mounting screw P-2216 (D) Clamping screw P-2206 |
|--|





| |
|--|
| QUICK CHANGE BLANKET BARS *** Bars remain on your cylinder while you make a 5 minute blanket change. |
| Closed cylinder 1/2" gap (19" blanket size) 950, 960 / 2700, 2800 P-30310 Open cylinder 4" gap (19-1/2" blanket size) 2700XL, 2800XL P-30047 975 / 3200 P-30037 985 / 3200 MCD P-30038 975 / 3200XL,XLD,CPD P-30311 3985 / 3302 P-30221 |

| | |
|---|----------------------------------|
|  | TAIL CLAMP SPRING P-27327 |
|---|----------------------------------|

| | |
|---|---|
|  | LATERAL ADJUSTING SCREW For head clamp P-2917 |
|---|---|


| | |
|---|--|
|  | SPRING (Plate Cylinder) P-33365 |
|---|--|

| | |
|---|---|
|  | TAIL CLAMP 2700, 2800 P-27323 3200 CD/NP P-32323 3200 17-1/4" IMAGE P-32333 3302 P-33323 |
|---|---|


| | |
|---|--|
|  | LOCK PIN on Plate Cylinder P-4543 |
|---|--|





| |
|---|
| HEAD CLAMPS For Ryobi 3302 *** DIAMOND COATED FOR SURE GRIP AND LONGER LIFE. |
| Top bar (shown) P-33788 Short clamp (Operators side) P-33771 Short clamp (Non-operators side) P-33760 |

| | |
|---|--|
|  | PIN For P-33788 shown above. Ser. # 6186 & lower (3mm small O.D.) P-4773 Ser. # 6187 & higher (5mm small O.D.) P-4789 |
|---|--|


| | |
|---|---|
|  | WATER CONTROL LEVER 3200 MCD P-320416 |
|---|---|

| | |
|---|---|
|  | WAVER ROLLER TENSION SPRING P-38413 |
|---|---|

| | |
|---|--|
|  | WATER OSCILLATOR SHAFT ASSEMBLY - 2700, 2800 Complete P-27460 Shaft only P-27460-S Dog P-27463 Worm P-27464 Roll pin P-382 |
|---|--|

| | |
|---|---|
|  | SPLASH GUARD SHIELD P-27376 |
| | SPLASH GUARD KIT P-27376-K Consists of 2 shields plus hardware. |











| | |
|---|---|
|  | WATER BOTTLE STOP SPRING for cap assy. P-7621 P-27543 |
|---|---|

| | |
|---|--------------------------------|
|  | BEARING HOUSING P-27322 |
|---|--------------------------------|

| | |
|---|---|
|  | WATER DUCTOR LATCH 2700, 2800 P-27546 |
|---|---|

Replacement parts for: RYOBI / ITEK.....Continued from page 13.

| PART # | |
|--|--|
|  | |
| WATER FOUNTAIN ROLLERS 2700 3200 | P-27364 P-32364 |
|  | |
| INK WASH UP BLADE 950, 960, 2800 - 30.3 cm Long (6 Holes) 3200, 3302, 3985 - 35.9 cm Long (6 Holes) | P-30224 P-30225 |
|  | |
| INK FOUNTAIN BLADES 2700, 950 - 29.5 cm x 9.0 cm (Ser.16331 & up) 2700, 950 - 28.6 cm x 7.0 cm (Ser.16330 & down) 3200 CD/NP - 32.0 cm x 9.0 cm 3200 MCD/MNP- 34.6 cm x 9.0 cm 500N / NP - 49.2 cm x 85.7 cm | P-27233 P-95233 P-32233 P-32233M P-50079NP |
|  | |
| WASH UP TRAY ASSEMBLY 2700/2800 3200/3202 3302 | P-27773 P-32773 P-33773 |
|  | |
| INK FOUNTAIN WIRE 950, 960, 2700, 2800 3200, 3302 | P-37084 P-32084 |
|  | |
| BUSHING For ink fountain roller | P-3268 |
|  | |
| INK IDLER GEAR | P-27509 |
|  | |
| INK DUCTOR ARMS (A) I-950/960 (B) R-27/28/3200 Sers. | P-95607 P-27607 |
|  | |
| INK DUCTOR SPRINGS Operators side Non-operators side | P-27338 P-27336 |
|  | |
| INK RATCHET PAWL | P-27268 |
|  | |
| BUSHING For idler rollers | P-3207 |
|  | |
| ADJUSTING SCREW For ink fountain ITEK 950, 960 | P-2021 |


| PART # | |
|--|---|
|  | |
| ADJUSTING SCREW For ink fountain R-2700, 2800, 3200, 3302 | P-2925 |
|  | |
| OSCILLATING SHAFT ASSEMBLY - INK 2700 Complete Shaft only Roll pin Dog (comes with P-27249) Worm (comes with P-27249) Dog & Worm set | P-27462 P-27472 P-2834 P-27463 P-28464 P-27249 |
|  | |
| DOG & WORM KIT DOG (Ink & Water 950, 2700) WORM (Ink & Water 950, 2700) DOG (Ink & Water 960, 2800) WORM (Ink 960, 2800) WORM (Water 960, 2800) | P-27874 P-27463 P-27464 P-27463 P-27464 P-28464 |
|  | |
| BUSHING For ink oscillating roller | P-3203 |
|  | |
| KEY For drive shaft clutch pulley | P-11652 |
|  | |
| DRIVE SHAFT AND GEAR ASSEMBLY Complete 2700, 2800 Complete 3200 Complete 3302 Shaft only 2700, 2800 Shaft only 3200 Shaft only 960PFA, 3200PFA Shaft only 3302 Gear only 2700, 2800, 3200 (not 3200PFA) Gear only 3302 Taper pin 2700, 2800, 3200 Taper pin 3302 | P-27577 P-32577 P-33577 P-27583 P-32583 P-32583PFA P-33583 P-27581 P-33581 P-451 P-2849 |
|  | |
| COUNTER Screw Washer Arm | P-27954 P-2521 P-2700 P-27956 |
|  | |
| IDLER GEARS On ejector roller For C/D drive sprocket shaft | P-27636 P-27629 |
|  | |
| GEAR STUD For Chain Delivery drive gear | P-7939 |
|  | |
| SWITCH BODY For control panel R-3302, I-3985 | P-9830 |

Replacement parts for: RYOBI / ITEK.....Continued from page 13.


PART #




OFFSET DUPLICATOR LAMP (Long neck)
950, 960, 2700, 2800 P-9865
Lamp comes with plug and can be plugged into any standard 115v wall outlet. Some models of Ryobi may need lamp wired directly to press.
***** CAN USE UP TO 100 WATT BULB.**




LED LAMP - On sub control box.
R-3302, I-3985 P-9707




CARRIER LINK
For gripper bar P-8738



GRIPPER CHAIN (1 only)
59" long P-8939
54" long P-8938
NOTE: Please measure your chains end to end.
Chain connecting link P-1540




CONNECTING LINK
R-3302, 3304 / I-3985 P-8745



GRIPPER BAR ASSEMBLY


| | |
|---------------------|----------|
| Complete 2700, 2800 | P-270990 |
| Complete 3200 | P-320990 |
| Complete 3302 | P-330990 |

| | |
|---------------------------------------|----------|
| (A) Right hand bracket | P-320991 |
| (B1) Taper pin | P-2810 |
| (B2) Taper pin | P-2805 |
| (C) Gripper arm | P-271040 |
| (D) Roll pin | P-2832 |
| (E) Screw | P-2103 |
| (F) Gripper finger (no urethane) | P-271020 |
| (F) Gripper finger (urethane tip) | P-331020 |
| (G) Spring (2 on 2700, 2800, 3200) | P-281080 |
| (G) Spring (4 on 3302) | P-331080 |
| (H) Set screw | P-2511 |
| (I) Collar | P-1487 |
| (J) Gripper finger shaft - 2700, 2800 | P-271060 |
| (J) Gripper finger shaft - 3200 | P-321060 |
| (K) Center bracket | P-271092 |
| (L) Left hand bracket | P-320992 |
| (M) Ball bearing | P-1803 |
| (N) C-Ring | P-2752 |
| (O) Lockwasher | P-2702 |
| (P) Nut | P-2602 |
| (Q) Stud | P-7920 |
| (R) Roll pin | P-2833 |
| (S) Gripper pad | P-271061 |
| (T) Shaft - 2700, 2800 | P-271091 |
| (T) Shaft - 3200 | P-321091 |
| (U) Collar | P-11435 |




BACK STOP BRACKET (Chain Delivery)
2700, 2800, 3200 P-272422


PART #




GUIDE P-272281




FRONT GUIDE P-272420



DELIVERY TABLE SENSING SWITCH
R-3200, I-975 P-9815




V-BELT For Ryobi / Itek
For compressor P-1678 (28")
For clutch pulley P-1687 (31")
Motor to pump P-1695 (34")
Motor to pump 3202M P-4905 (36")
Motor to pump 950, 960 P-4907 (38")
Drive motor 3200 (60Hz) P-4910 (42")
Drive motor 3200 (50Hz) P-4986 (41")
***** All sizes available 2L, 3L, 4L, 5L**




DOLLY BOARD ASSEMBLY - RYOBI 3302
Complete P-332440
Board only P-332500
Caster P-1641-S
Washer P-569
Screw P-10342

***** Eliminate costly downtime with your own emergency kit for your model press.**
(Master Kit does not include Spring Kit)
REPAIR KITS FOR RYOBI
Master kit P-30376 - 513 pcs
Pin kit P-30375 - 168 pcs.
Ring kit P-30374 - 104 pcs.
Nut kit P-30373 - 38 pcs.
Washer kit P-30372 - 68 pcs.
Screw kit P-30371 - 132 pcs.
Spring kit P-31128 - 39 pcs.


***** PARTS FOR ITEK *****




GEAR- For 1015/1117 Plate Maker
Tank roller frame ass'y. P-1015010




GEAR- For 1015/1117 Plate Maker
Tank roller frame ass'y. P-1015020




GEAR- For 1015/1117 Plate Maker
Tank roller frame ass'y. P-1015030




GEAR- For 1015/1117 Plate Maker
Tank roller frame ass'y. P-1015040



GEAR- For 1015/1117 Plate Maker
Tank roller frame ass'y. P-1015050



SPRING- For 1015/1117 Plate Maker
Tension rollers P-1015200



SPRING- For 1015/1117 Plate Maker
Tension rollers P-1015210