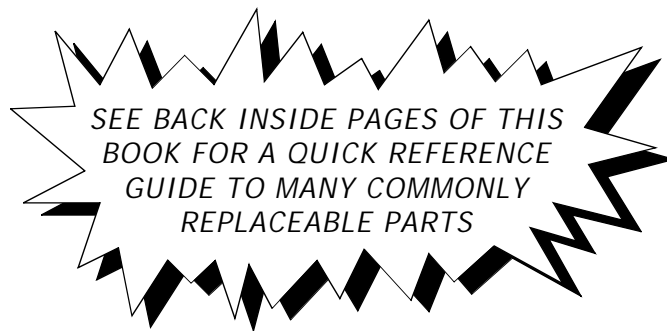




REPLACEMENT PARTS FOR SMALL OFFSET PRINTING PRESSES

IF YOUR PRESS IS DOWN
AND YOU NEED A PART RIGHT AWAY
WE CAN SHIP IT TO YOU
THE NEXT DAY • (UPS RED LABEL)
THE SECOND DAY • (UPS BLUE LABEL)
OR THE THIRD DAY • (UPS ORANGE LABEL)



REPLACEMENT PARTS CATALOG • PART NUMBER #P-MM
7TH. REVISED EDITION: JUNE, 2003

GENERAL INFORMATION

THIS CATALOG CONTAINS PARTS FOR
BOTH CHUTE & CHAIN DELIVERY MODELS

THE PARTS CATALOG STARTS WITH...

MOTORS & PUMPS • FEEDER SECTION • CYLINDERS • CONVEYOR • WATER UNIT • INK UNIT •
EJECTOR (CHUTE) • DRIVE SHAFT • FEED CONTROLS • FRAMES • SWITCH BOX ASSEMBLY • COVERS
• CHAIN DELIVERY CHAINS • STACKER LINKAGE • STACKER TABLE • JOGGERS • CHAIN DELIVERY
FRAMES & COVERS • CHAIN DELIVERY SAFETY GUARDS

All parts included or needed for an assembly are indented beneath the assembly number.

EXAMPLE:	P-12312	<u>BLOCK ASSEMBLY</u>
	P-1105	<u>BALL PLUNGER</u>
	P-497	<u>NUT</u>
	P-12314	<u>BLOCK</u>

ORDER PARTS BY PART NUMBERS ONLY. DO NOT ORDER BY FIGURE OR INDEX NUMBERS.

PARTS ARE SOLD SEPARATELY, BUT YOU MUST HAVE PROPER TOOLS TO INSTALL.
TOOLS NEEDED TO INSTALL WILL BE INDICATED WHERE NECESSARY.

ABBREVIATION IDENTIFICATIONS:

O.D.	OUTSIDE DIAMETER
I.D.	INSIDE DIAMETER
O.A.L.	OVERALL LENGTH
V.	VOLTS
Hz.	CYCLES PER SECOND
V.A.C.	VOLT ALTERNATE CURRENT
O.S.	OLD STYLE
N.S.	NEW STYLE
L.W.	LONG & WIDE
W.	WIDE
DOM.	DOMESTIC
L.H.	LEFT HAND
R.H.	RIGHT HAND
DIA.	DIAMETER

(MULTILITH IS A REGISTERED TRADE MARK OF AM INTERNATIONAL)

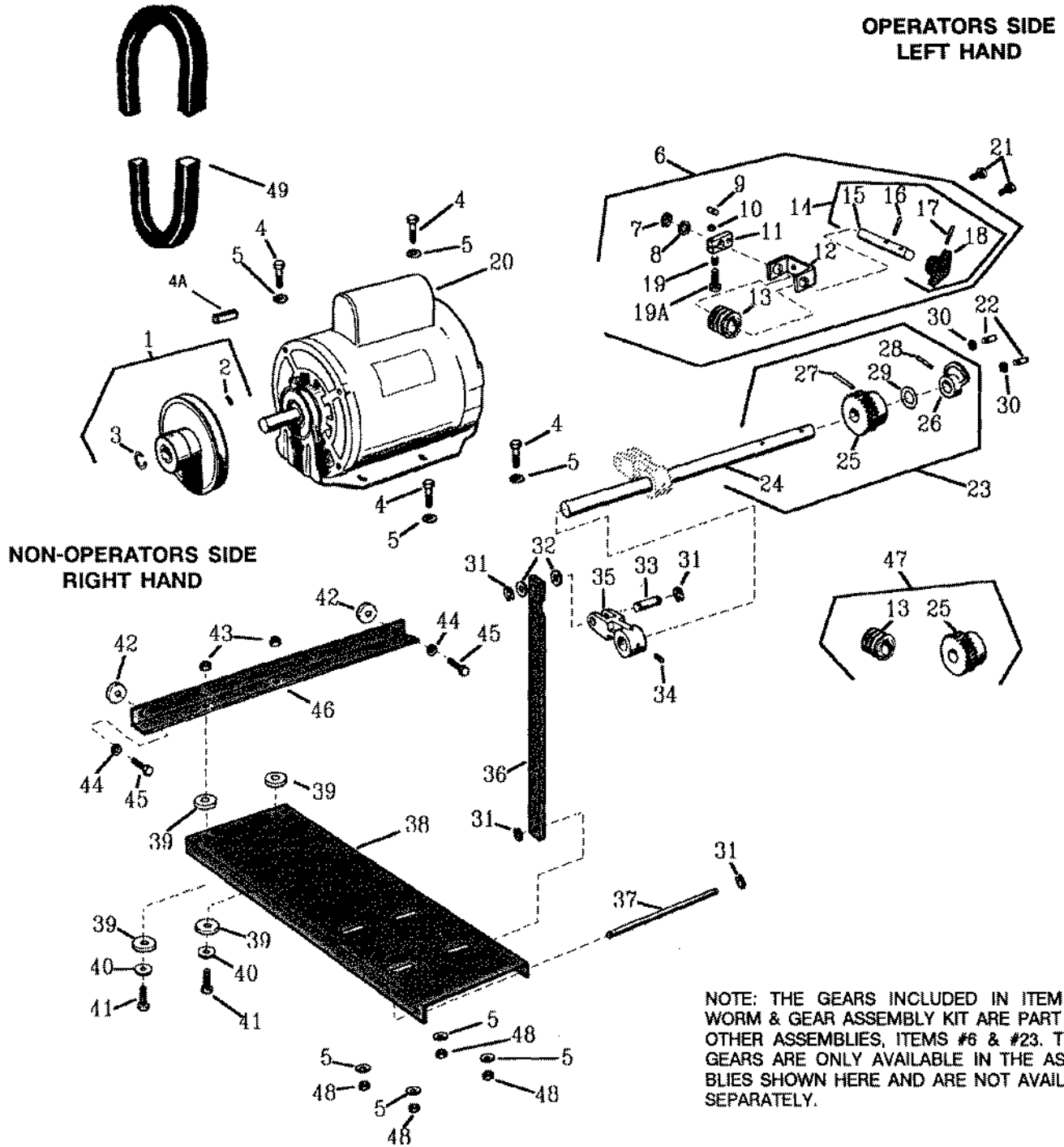
TABLE OF CONTENTS

PAGE	DRAWING & PAGE TITLE
3	AIR & VACUUM VALVES
38	BASE COVERS, DOORS & MOULDING STRIPS
35	BASE FRAMES & TIE BARS
10	BLANKET CYLINDER ASSEMBLY - 1250 O.S. (10 X 15)
10A	BLANKET CYLINDER ASSEMBLY - 1250 N.S. (11 X 17)
5A	BLOWERS - CENTER & SIDE & HOSES
46	CHAIN DELIVERY COVERS & SIDE FRAMES
40	CHAIN TENSION SPROCKETS & SHAFT
2	COMPRESSOR, COMPRESSOR MOTOR & BASE
13	CONVEYOR ROLLERS, TIE RODS & JOGGER LINKAGE
12	CONVEYOR BRACKETS & CONVEYOR DRIVE PULLEYS
14A	CONVEYOR REGISTER BAR & PAPER RETAINERS
14	CONVEYOR SIDE JOGGER
43	DOLLY BOARD, TABLE RAISE CHAINS, SHAFT & GEARS
1	DRIVE MOTOR & SPEED CONTROL
28	DRIVE SHAFT, CLUTCH PULLEY & FEED LINK ASSEMBLIES
34	FEEDER FRAMES & TIE BARS
7A	FEED ROLLERS
31	FEED TABLE RAISING MECHANISM
5	FEED TABLE, TABLE GUIDES & SHEET SEPARATORS
19	GEARED INK OSCILLATOR, INK DISTRIBUTOR & INK FORM ROLLER
23B	GEAR TRAIN
39	GRIPPER BARS, GRIPPER CHAINS & CHAIN SUPPORTS
9	IMPRESSION CYLINDER ASSEMBLY - 1250 O.S. & N.S.
32	IMPRESSION CYLINDER SHAFT & RELEASE LEVER - 1250 O.S. & N.S.
21	INK DUCTOR SHAFT ASSEMBLY & DUCTOR ROLLER
19A	INK FOUNTAIN ROLLER SEPARATOR (NIGHT LATCH SHAFT) & UPPER INK FORM ROLLER - 1250 O.S. & N.S.
22	INK FOUNTAIN UNIT & FOUNTAIN ROLLER
20	INK FRAME ASSMBLIES
27	JOGGER TABLE ASSEMBLY & LINKAGE
47	LAMP ASSEMBLY & SUPPLY ITEMS
25	LOWER EJECTOR ROLLER & STRIPPER ASSEMBLY
33	MAIN SIDE FRAMES & TIE BARS
11	MASTER (PLATE) CYLINDER ASSEMBLY - (16 1/2" AUTO PHOTO-DIRECT CLAMP) & MASTER CYLINDER ADJUSTING WRENCH

TABLE OF CONTENTS

PAGE	DRAWING & PAGE TITLE
11A	MASTER (PLATE) CYLINDER ASSEMBLY - (16 1/2" ANGULAR ADJUSTMENT)
11B	MASTER (PLATE) CYLINDER ASSEMBLY - 1250 O.S. (10 X 15)
29	MASTER CYLINDER SHAFT & SINGLE LEVER CONTROL (1250 N.S.)
29A	MASTER CYLINDER SHAFT, MANUAL CONTROL LEVER & RELATED PARTS - 1250 O.S.
19A	INK FORM ROLLER SEPARATOR (NIGHT LATCH SHAFT) & UPPER INK FORM ROLLER - 1250 O.S. & N.S.
6A	PAPER GUIDE SIDE PLATES & BARS - 1250 (N)
6	PAPER GUIDES, SUPPORT BARS & PAPER BAIL ASSEMBLY
26	PAPER RECEIVING TRAY ASSEMBLY (NO JOGGER) - 1250 O.S. & N.S.
44	PAPER STRIPPER ASSEMBLY & FRONT CHAIN DELIVERY JOGGER ASSEMBLY
36	POWER CORDS & SWITCH BOX
23C	PULLEYS & V-BELTS
23	ROLLER KITS
23A	ROLLER KITS
45	SAFETY COVERS (CHAIN DELIVERY) & SAFETY SWITCH
28A	SAFETY HANDWHEEL MECHANISM & SAFETY DRIVE SHAFT
45	SAFETY SWITCH (CHAIN DELIVERY)
41	SIDE JOGGERS, SIDE JOGGER OPERATING LEVERS & LINKAGE
29	SINGLE LEVER EJECTOR, MASTER CYLINDER SHAFT & RELATED PARTS - 1250 N.S.
7B	SINGLE SHEET EJECTOR, PAPER CATCH PAN & NEW DESIGN FEEDER FRAME ASSEMBLY
7	SUCKER TUBES & PAPER FEED SHAFT ASSEMBLY
4	SUCTION VALVE ASSEMBLY
47	SUPPLY ITEMS
36	SWITCH BOX & POWER CORDS
30	TABLE RAISE CRANK, GEARS & LEVERS (FEEDER) - 1250 O.S. & N.S.
42	TABLE RAISE CRANK & GEARS (CHAIN DELIVERY)
20	TOP INK OSCILLATOR & INK FRAME ASSEMBLIES
24	UPPER EJECTOR ROLLER ASSEMBLY
8 & 8A	OLD STYLE UPPER FEED ROLLER FRAME ASSEMBLY, PAPER STOP ASSEMBLY & MAIN TIE BAR (OR BRACE)
7A	UPPER FEED ROLLERS, SHEET FEED MECHANISM & SHAFT ASSEMBLY
37	UPPER SIDE & INK COVERS
15	WATER DUCTOR ROLLER & WATER FOUNTAIN - 1250 N.S.
15A	WATER DUCTOR ROLLER & WATER FOUNTAIN - 1250 O.S.
17	WATER FORM ROLLER, FORM ROLLER SHAFT & WATER FRAMES
18	WATER FOUNTAIN ROLLER & RELATED PARTS - 1250 O.S. & N.S.
16	WATER OSCILLATING ROLLER ASSEMBLY

DRAWING #1
DRIVE MOTOR & SPEED CONTROL



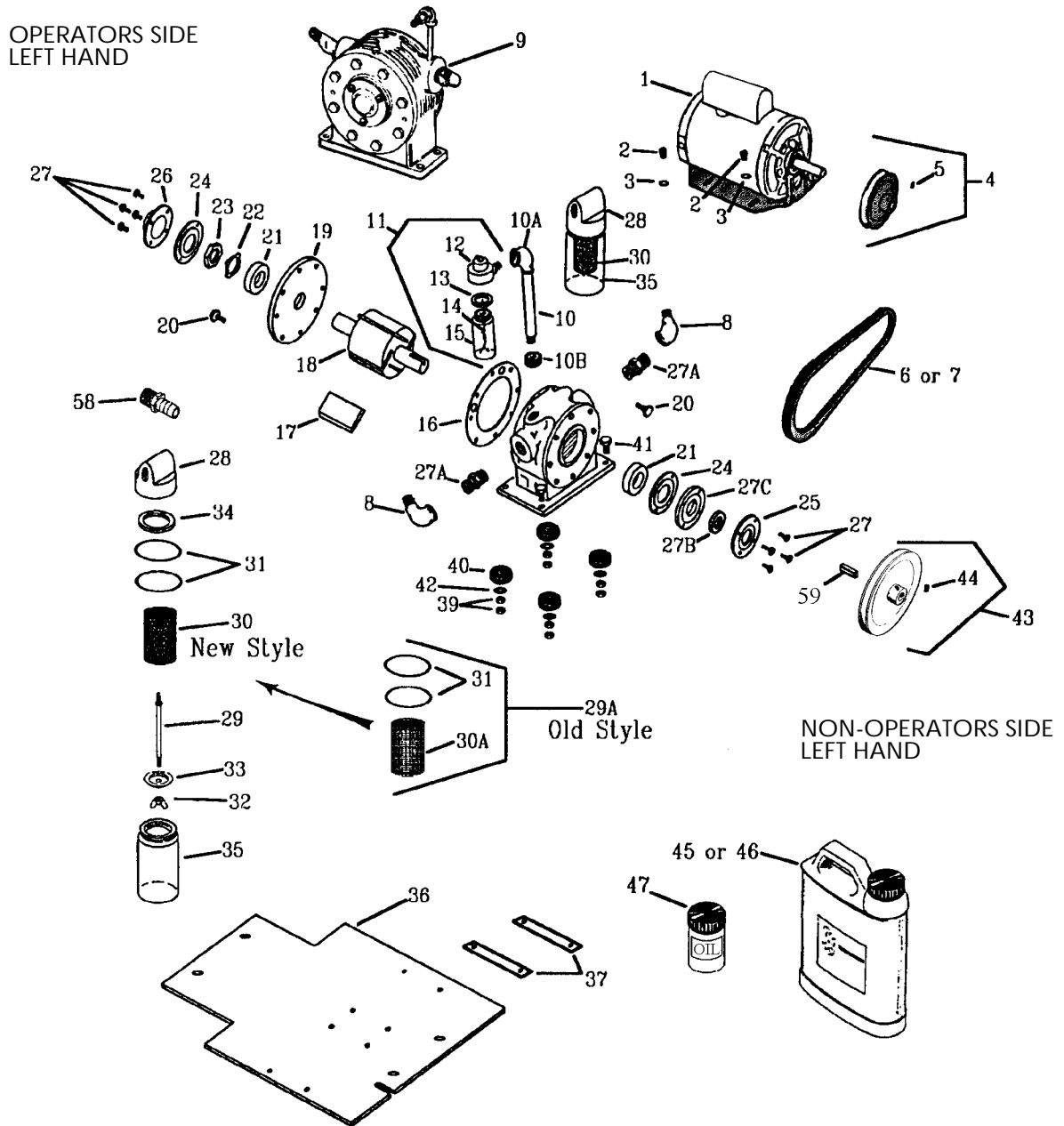
NOTE: THE GEARS INCLUDED IN ITEM #47, WORM & GEAR ASSEMBLY KIT ARE PART OF 2 OTHER ASSEMBLIES, ITEMS #6 & #23. THESE GEARS ARE ONLY AVAILABLE IN THE ASSEMBLIES SHOWN HERE AND ARE NOT AVAILABLE SEPARATELY.

Page #1
DRIVE MOTOR & SPEED CONTROL

KEY #	PART#	DESCRIPTION
1	P-1649	<u>VARIABLE SPEED PULLEY ASSEMBLY</u> - 1250 NEW STYLE. 4-1/4" O.D. 5/8" SHAFT.
	P-1624	<u>VARIABLE SPEED PULLEY ASSEMBLY</u> - 1250 OLD STYLE. 3-3/8" O.D. - 1/2" SHAFT.
2	P-22	<u>SET SCREW</u>
3	NO No.#	<u>RETAINING RING</u> - NOT AVAILABLE SEPARATELY.
4	P-87	<u>SCREW</u> - MOTOR TO CRADLE. NEED 4. SCREWS INTO ITEM #48 UNDER CRADLE.
4A	P-1191	<u>KEY</u>
5	P-592	<u>WASHER</u>
6	P-12012	<u>SPEED CONTROL SHAFT ASSEMBLY</u>
7	P-5344	<u>RETAINING RING</u>
8	P-615	<u>WASHER</u>
9	P-332	<u>PIN</u> - GOES THRU ITEM #11, THIS PAGE.
10	P-468	<u>NUT</u>
11	P-12028	<u>BRAKE</u> - TENSION ADJUSTMENT FOR ITEM #14, THIS PAGE.
12	P-12047	<u>HOUSING</u> - MOUNTS TO BASE FRAME, SEE ITEM , PAGE .
13	P-12014	<u>WORM</u> - (14-1/2 DEGREE ANGLE). NOT AVAILABLE SEPARATELY. SEE ITEM #47, THIS PAGE, AND SEE NOTE.
14	P-12013	<u>SHAFT & KNOB ASSEMBLY</u>
15	P-12051	<u>SHAFT</u> - NOT AVAILABLE SEPARATELY. MUST BUY FULL ASSEMBLY P-12013, ITEM #14, THIS PAGE OR COMPLETE ASSEMBLY P-12012, ITEM #6, THIS PAGE.
16	P-434	<u>TAPER PIN</u> - FOR WORM GEAR, ITEM #13, THIS PAGE.
17	P-436	<u>TAPER PIN</u> - FOR KNOB, ITEM #18, THIS PAGE.
18	P-12449	<u>KNOB</u> - SPEED CONTROL.
19	P-12410	<u>SPRING</u>
19A	P-179	<u>SCREW</u>
20	P-4091	<u>DRIVE MOTOR</u> - 1250 - 115/230V. - 60Hz. / 1/2 HP./8 AMP./56 FRAME/1 PHAZE.
	P-1636	<u>DRIVE MOTOR</u> - 1850 - 115/230V. - 60Hz. / 3/4 HP.
21	P-93	<u>SCREW</u> - FOR MOUNTING HOUSING, ITEM #12, THIS PAGE. NEW STYLE
	P-92	<u>SCREW</u> - FOR MOUNTING HOUSING, ITEM #12, THIS PAGE. OLD STYLE.
22	P-12044	<u>STUD</u> - MOTOR CONTROL STOP. NEED 2.SCREWS INTO SIDE FRAME, SEE ITEM #17, PAGE 35.
23	P-12036	<u>SHAFT ASSEMBLY</u> - FOR MOTOR SPEED CONTROL ADJUSTMENT.
	P-18036	<u>SHAFT ASSEMBLY</u> - FOR MOTOR SPEED CONTROL ADJUSTMENT.
24	P-12038	<u>SHAFT</u> - NOT AVAILABLE SEPARATELY. MUST BUY FULL ASSEMBLY P-12036, ITEM #23, THIS PAGE.
	P-18038	<u>SHAFT</u> - NOT AVAILABLE SEPARATELY. MUST BUY FULL ASSEMBLY P-18036, ITEM #23, THIS PAGE.
25	P-12016	<u>GEAR</u> - NOT AVAILABLE SEPARATELY. MUST BUY FULL ASSEMBLY P-12036, ITEM #23, THIS PAGE. OR BUY WORM & GEAR ASSEMBLY P-12686, ITEM #47, THIS PAGE.
26	P-12057	<u>SPEED CONTROL INDICATOR</u> - NOT AVAILABLE SEPARATELY. MUST BUY FULL ASSEMBLY P-12036, ITEM #23, THIS PAGE.
27	P-448	<u>TAPER PIN</u>
28	P-441	<u>TAPER PIN</u>
29	P-5347	<u>WASHER</u> - DOES NOT COME WITH SHAFT ASSEMBLY P-12036.
30	P-5382	<u>NUT</u>
31	P-670	<u>C-RING</u> - 1250 - GOES ON OUTSIDE OF LINK.
	P-669	<u>C-RING</u> - 1850 - GOES ON INSIDE OF LINK.
32	P-629	<u>WASHER</u> - 1250.
	P-1251	<u>WASHER</u> - 1850.
33	P-9060	<u>STUD</u> - FOR LINK, ITEM #36, THIS PAGE.
34	P-31	<u>SET SCREW</u>
35	P-12037	<u>ARM</u> - DOES NOT COME WITH SHAFT ASSEMBLY, P-12036, ITEM #23, THIS PAGE. NEED 2 ON 1850.
36	P-12058	<u>LINK</u> - FOR MOTORS WITH 1725 RPM. 1250 NEW STYLE.
	P-12007	<u>LINK</u> - FOR MOTORS WITH 1425 RPM. 1250 NEW STYLE.
	P-12039	<u>LINK</u> - 1250 OLD STYLE.
	P-18058	<u>LINK</u> - 1850 - NEED 2 ON 1850 ONLY. HAS STUD ATTACHED THAT GOES THRU ITEM #38, THIS PAGE.
37	P-9062	<u>PIN</u> - NOT NEEDED ON 1850.
	P-9063	<u>PIN</u> - FOR 50/60 Hz. MOTORS. NOT NEEDED ON 1850.
38	P-12045	<u>MOTOR MOUNT SHELF</u> - (OR CRADLE) 1250 - FOR DRIVE MOTOR.
	P-18045	<u>MOTOR MOUNT SHELF</u> - (OR CRADLE) 1850 - FOR DRIVE MOTOR.
39	P-5342	<u>RUBBER WASHER</u>
40	P-5343	<u>WASHER</u>
41	P-100	<u>SCREW</u>
42	P-1457	<u>CAM</u> - (SPACER).
43	P-522	<u>NUT</u>
44	P-628	<u>LOCK WASHER</u>
45	P-1500	<u>SCREW</u> - SCREWS INTO SIDE FRAME. SEE ITEM #18, PAGE 35.
46	P-12053	<u>ANGLE</u> - OR MOUNTING BRACKET - 1250. SEE ITEM #18, PAGE 38.
	P-18053	<u>ANGLE</u> - OR MOUNTING BRACKET - 1850. SEE ITEM #18, PAGE 38.
47	P-12686	<u>WORM & GEAR ASSEMBLY</u> - SEE NOTE.
48	P-477	<u>NUT</u>
49	P-1689	<u>V-BELT - 33"</u> - DRIVES ITEM #11, PAGE 12. / 50Hz. 1425 RPM.
	P-1688	<u>V-BELT - 32"</u> - DRIVES ITEM #11, PAGE 12. / 1140 RPM. OR 1725 RPM.
	P-1686	<u>V-BELT - 30"</u> - DRIVES ITEM #11, PAGE 12. / 1425 RPM.
	P-4904	<u>V-BELT - 35"</u> - DRIVES ITEM #11, PAGE 12. / 60 Hz. 1725 RPM.

NOTE : THE GEARS INCLUDED IN ITEM #47, WORM & GEAR ASSEMBLY KIT ARE PART OF 2 OTHER ASSEMBLIES, ITEMS #6 & #23. BUT THESE GEARS ARE ONLY AVAILABLE IN THE ASSEMBLIES SHOWN HERE AND ARE NOT AVAILABLE SEPARATELY.

DRAWING #2
COMPRESSOR, COMPRESSOR MOTOR & BASE

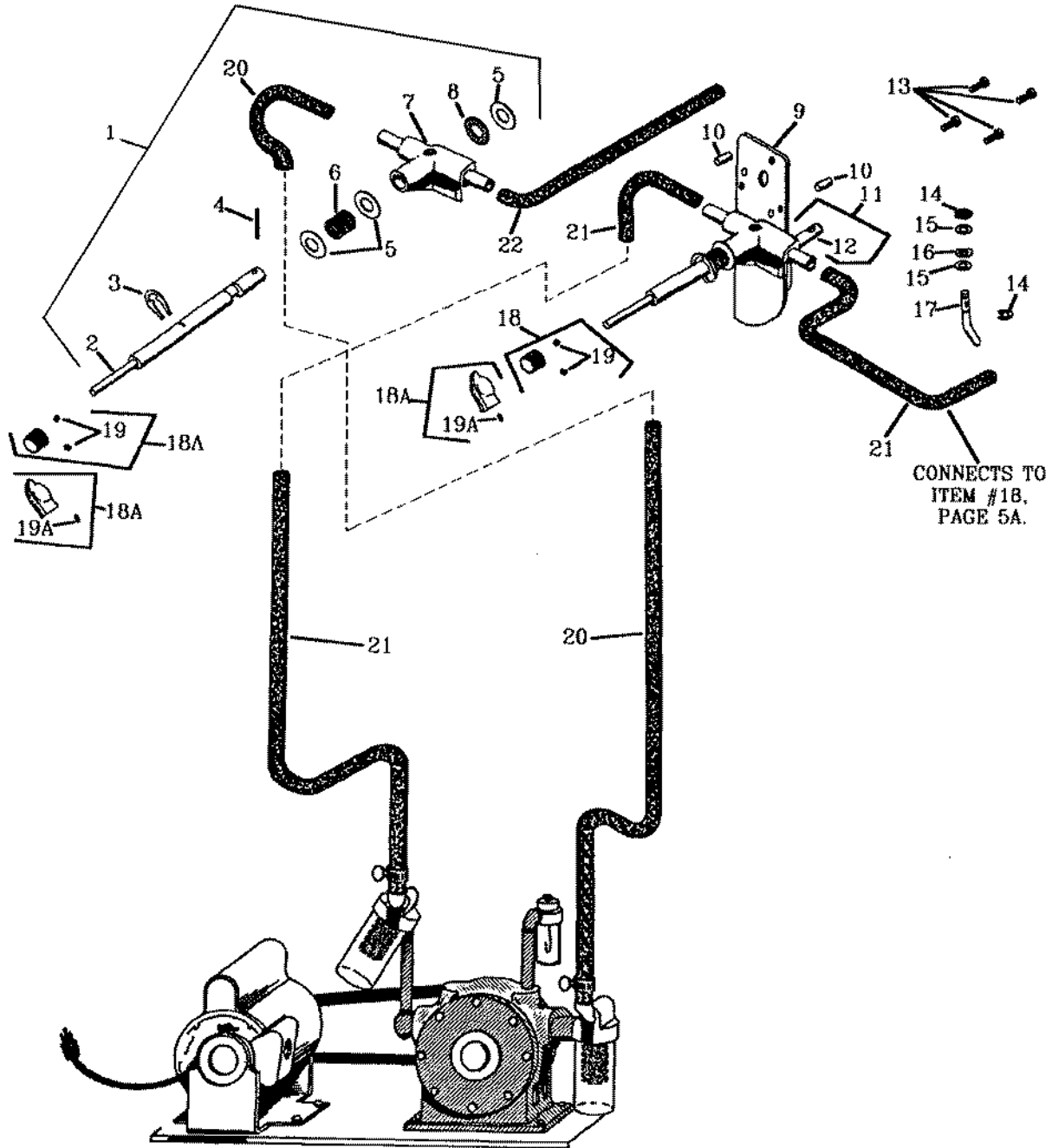


Page #2
COMPRESSOR, COMPRESSOR MOTOR & BASE

KEY #	PART#	DESCRIPTION
1	P-1700	<u>MOTOR</u> - 115V. 60Hz. 1/3 HP.
2	P-87	<u>SCREW</u> - 1250 N.S.
	P-94	<u>SCREW</u> - 1250 O.S.
3	P-592	<u>WASHER</u>
4	P-1623	<u>PULLEY</u> - 1250. FOR PUMP MOTOR. 50Hz.
	P-1622	<u>PULLEY</u> - 1250. FOR PUMP MOTOR. 60Hz.
5	P-32	<u>SET SCREW</u> - FOR PULLEY P-1622 & P-1623.
6	P-1695	<u>V-BELT</u> - 34" - 50Hz.
7	P-1689	<u>V-BELT</u> - 33" - 60Hz.
8	P-1174	<u>ELBOW</u>
9	P-1645	<u>COMPRESSOR ASSEMBLY</u>
10	P-1850	<u>PIPE</u>
10A	P-1851	<u>ELBOW</u>
10B	NO #	<u>REDUCER</u> - COMES WITH COMPRESSOR.
11	P-1145	<u>OILER ASSEMBLY</u>
12	P-1153	<u>COVER</u> - NOT AVAILABLE SEPARATELY. MUST BUY FULL ASSEMBLY, P-1145, ITEM #11, THIS PAGE.
13	P-1154	<u>GASKET</u> - FOR OIL JAR.
14	P-1155	<u>WICK</u>
15	P-1156	<u>OIL JAR</u> - PLASTIC. (IF PURCHASED AS ASSEMBLY JAR IS GLASS)
16	P-1158	<u>GASKET</u> - 2 INSIDE COMPRESSOR.
17	P-1159	<u>VANE</u> - 4 INSIDE COMPRESSOR.
18	P-1167	<u>ROTOR</u>
19	NO #	<u>COVER</u> - NOT SOLD SEPARATELY.
20	P-1500	<u>BOLT</u> - NEED 8.
21	P-790	<u>BALL BEARING</u> - 2 INSIDE COMPRESSOR.
22	P-1975	<u>LOCK WASHER</u>
23	NO #	<u>NUT</u> - NOT AVAILABLE SEPARATELY.
24	P-1166	<u>OIL GASKET</u> - 2 INSIDE COMPRESSOR.
25	P-36033	<u>CAP</u>
26	NO #	<u>CAP</u> - NOT AVAILABLE SEPARATELY.
27	P-131	<u>SCREW</u>
27A	P-1170	<u>REDUCING NIPPLE</u> - FROM 1/2" TO 3/8". NEEDED ON LARGE CAPACITY GAST COMPRESSORS.
	P-1163	<u>REDUCING NIPPLE</u> - 1" STEEL. BOTH ENDS ARE SAME THREAD.
27B	P-1165	<u>SEAL</u>
28	P-1157	<u>COVER CAP</u>
29	P-1168	<u>STUD</u>
29A	P-12033	<u>SCREEN ASSEMBLY</u> - (FOR NEW STYLE)
30	P-1147	** <u>FELT</u> - (FOR OLD STYLE) 2 FELTS PER FILTER. **NOT PART OF ASSEMBLY, P-12033, ITEM #29A, THIS PAGE.
30A	NO #	<u>SCREEN</u> - (FOR OLD STYLE) NOT AVAILABLE SEPARATELY, SOLD ONLY WITH ASSEMBLY, P-12033, ITEM #29A, THIS PAGE.
31	P-12034	<u>SPRING</u> - 2 PER ASSEMBLY. USED ON BOTH OLD & NEW STYLE.
32	P-534	<u>WING NUT</u>
33	P-1149	<u>COVER</u> - OLD STYLE STEEL.
34	P-1151	<u>GASKET</u> - FITS BOTH PLASTIC & GLASS BOTTLES.
35	P-1152	<u>FILTER BOTTLE</u> - (PLASTIC ONLY)
36	P-12002	<u>MOTOR & COMPRESSOR BASE</u> - 1250 N.
37	P-12009	<u>MOUNTING STRIP</u> - 50 Hz. (4" LONG)
	P-12017	<u>MOUNTING STRIP</u> - 60 Hz. (3 3/4" LONG)
38	P-4006	<u>CORD</u>
39	P-493	<u>NUT</u>
40	P-5342	<u>RUBBER WASHER</u>
41	P-100	<u>SCREW</u> - FOR MOUNTING PUMP TO BASE.
42	P-596	<u>WASHER</u>
43	P-1591	<u>PULLEY</u>
44	P-32	<u>SET SCREW</u>
45	P-1587	<u>1/2 PINT OF PUMP OIL</u>
46	P-1586	<u>QUART OF PUMP OIL</u>
47	P-1588	<u>OIL & JAR</u> - JAR P-1588 & PROPER PUMP OIL.
48	P-1961	<u>COMPRESSOR REPAIR KIT</u> - NOT SHOWN.
49	P-1947	<u>FILTER</u> - 2 PCS.
50	P-1159	<u>VANE</u> - 4 PCS.
51	P-1166	<u>GASKETS</u> - 2 PCS.
52	P-1158	<u>GASKETS</u> - 2 PCS.
53	P-1155	<u>WICK</u> - 1 PC.
54	P-1154	<u>GASKET</u> - 1 PC.
55	P-1151	<u>GASKET</u> - 2 PCS.
56	P-1165	<u>SEAL</u> - 2 PCS.
57	P-1588	<u>OIL & JAR</u> - 1 PC.
58	P-1172	<u>REDUCER</u> - CONNECTS TO HOSE #20, PAGE 3.

DRAWING #3
AIR & VACUUM VALVES

OPERATORS SIDE
LEFT HAND



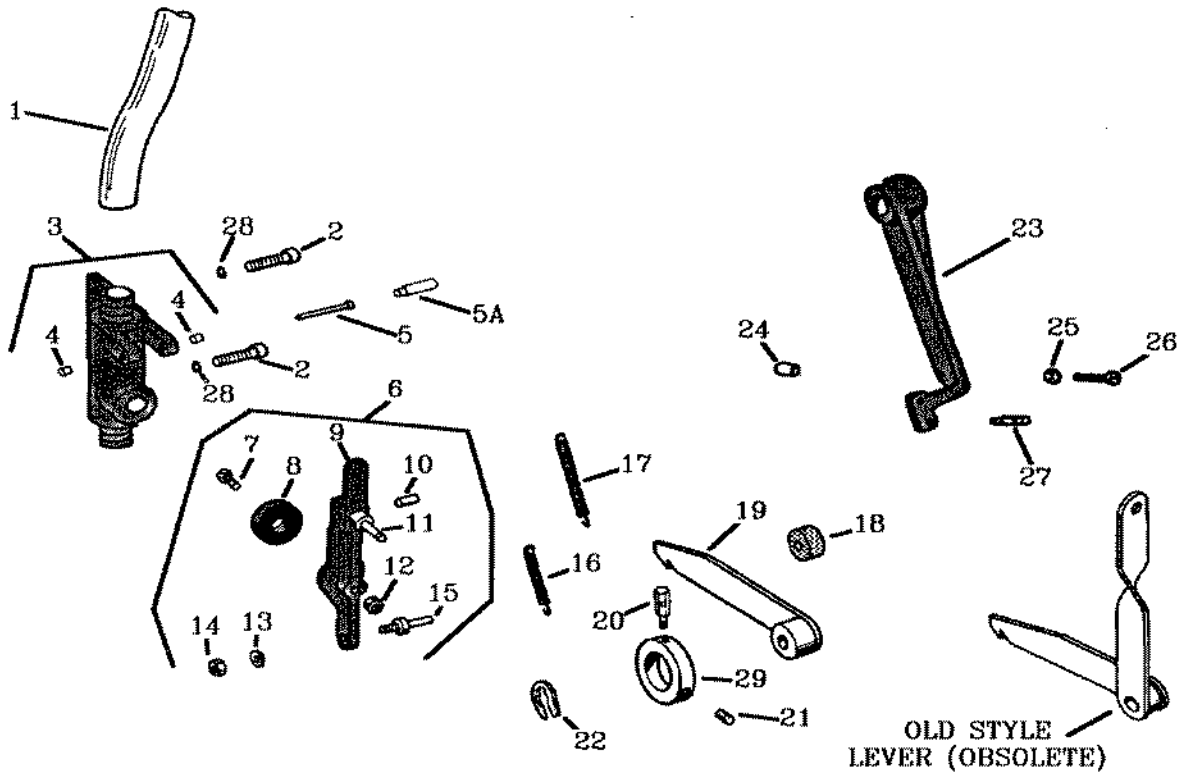
Page #3
AIR & VACUUM VALVES

KEY #	PART#	DESCRIPTION
1	P-12847	<u>VALVE & BRACKET ASSEMBLY</u>
2	P-12841	<u>VALVE STEM</u>
3	P-5344	<u>C-RING</u>
4	P-3031	<u>PIN</u>
5	P-1617	<u>WASHER</u>
6	P-12137	<u>SPRING</u>
7	P-12844	<u>VALVE</u> - TOP REGULATOR. CONNECTS TO ITEM #9, THIS PAGE.
8	P-5346	<u>FIBER WASHER</u>
9	P-12951	<u>BRACKET ASSEMBLY</u> - CONNECTS TO ITEM #4, PAGE 35.
10	P-3032	<u>PIN</u>
11	P-12845	<u>VALVE ASSEMBLY</u> - LOWER REGULATOR. COMES WITH VALVE ITEM #12, ONLY.
12	P-7036	<u>VALVE BUSHING</u> - FOR VALVE ITEM #15, PAGE 5A, & HOSE ITEM #11, PAGE 5A.
13	P-165	<u>SCREW</u>
14	P-681	<u>C-RING</u>
15	P-586	<u>FLAT WASHER</u>
16	P-653	<u>SPRING WASHER</u>
17	P-12069	<u>VALVE STEM</u>
18	P-12074	<u>KNOB ASSEMBLY</u> - 1250 NEW STYLE.
18A	P-18074	<u>KNOB ASSEMBLY</u> - 1250 OLD STYLE & 1850.
19	P-476	<u>SET SCREW</u> - FOR ITEM #18, KNOB ASSEMBLY.
19A	P-850	<u>SET SCREW</u> - FOR ITEM #18A, KNOB ASSEMBLY.
20	P-5265	<u>HOSE - 21"</u> - OLD STYLE OR NEW STYLE.
21	P-5258	<u>HOSE - 26"</u> - OLD STYLE OR NEW STYLE.
22	P-5260	<u>HOSE - 28"</u> - OLD STYLE OR NEW STYLE. CONNECTS TO ITEM #3, PAGE 4.
23	P-1837	<u>CABLE TIE</u>

DRAWING #4
SUCTION VALVE ASSEMBLY

NON-OPERATORS SIDE
RIGHT HAND

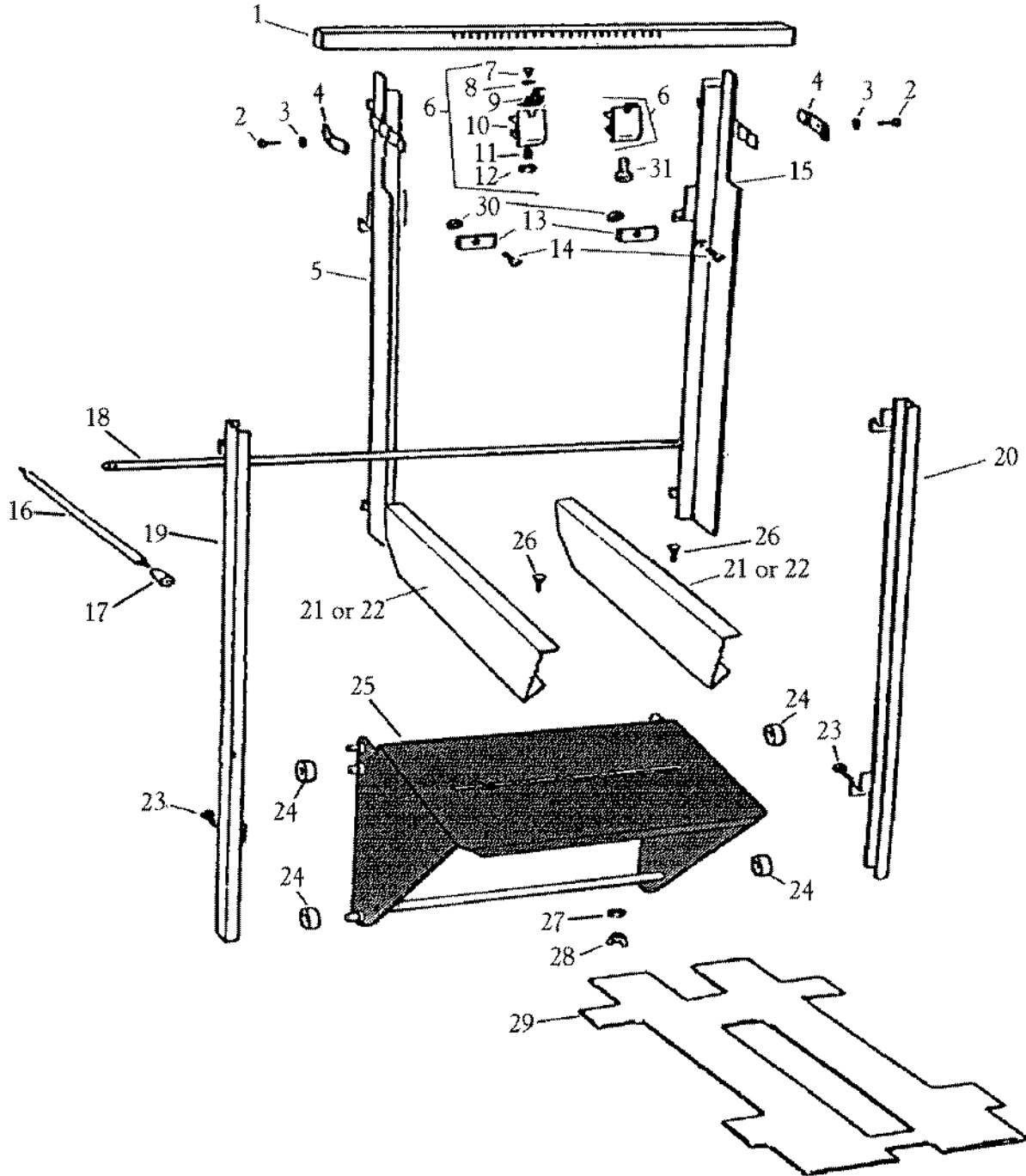
VEIWED FROM DELIVERY
END OF PRESS



Page #4
SUCTION FOOT ASSEMBLY

KEY #	PART#	DESCRIPTION
1	P-5269	<u>HOSE - 14"</u> - "NEW STYLE" CONNECTS TO ITEM #8, PAGE 34.
	P-5262	<u>HOSE - 20"</u> - "OLD STYLE" CONNECTS TO ITEM #60, PAGE 7.
2	P-165	<u>SCREW</u> - 1250 NEW STYLE. SCREWS THROUGH FROM OUTSIDE OF SIDE FRAME. COMES WITH SEMS WASHER.
	P-172	<u>SCREW</u> - 1250 OLD STYLE. SCREWS THROUGH FROM OUTSIDE OF SIDE FRAME. USE WITH LOCKWASHER #28, THIS PAGE.
3	P-12076	<u>SUCTION VALVE ASSEMBLY</u> - MOUNTS TO INSIDE SIDE FRAME ON NON-OPERATORS SIDE.
4	P-5554	<u>BUSHING</u>
5	P-3069	<u>PIN</u> - NEW STYLE.
	P-3070	<u>PIN</u> - OLD STYLE.
6	P-12073	<u>VALVE LEVER ASSEMBLY</u> - NEW STYLE.
7	P-217	<u>SCREW</u>
8	P-5555	<u>WASHER</u>
9	P-12077	<u>LEVER</u>
10	P-5556	<u>BUSHING</u>
11	P-9066	<u>SPRING ANCHOR</u>
12	P-468	<u>NUT</u>
13	P-623	<u>WASHER</u>
14	P-458	<u>NUT</u>
15	P-3067	<u>PIN</u>
16	P-12032	<u>SPRING</u> - NEW STYLE. CONNECTS TO ITEM #11, THIS PAGE & ITEM #13, PAGE 34.
	P-12043	<u>SPRING</u> - OLD STYLE. CONNECTS TO ITEM #11, THIS PAGE & ITEM #13, PAGE 34.
17	P-12861	<u>SPRING</u> - CONNECTS TO ITEM #20, THIS PAGE & ITEM #27, THIS PAGE.
18	P-5557	<u>FELT WASHER</u>
19	P-12078	<u>LEVER</u> - 1250 NEW STYLE ONLY. LATCHES ONTO PIN, ITEM #15, THIS PAGE.
20	P-9067	<u>SCREW</u> - SPRING ANCHOR.
21	P-8	<u>SET SCREW</u>
22	P-681	<u>C-RING</u>
23	P-12742	<u>LEVER</u> - GOES ON END OF SHAFT ITEM #24, PAGE 7.
24	P-4330	<u>BUMPER</u>
25	P-468	<u>NUT</u>
26	P-178	<u>SCREW</u> - 1250 NEW STYLE ONLY.
	P-176	<u>SCREW</u> - 1250 OLD STYLE ONLY.
27	P-9067	<u>SPRING ANCHOR</u> - 1250 NEW STYLE ONLY.
28	P-625	<u>SPLIT LOCK WASHER</u> - ONLY NEEDED WITH P-172, ITEM #2 THIS PAGE.
29	P-5558	<u>COLLAR</u>

DRAWING #5
FEED TABLE, TABLE GUIDES & SHEET SEPARATORS



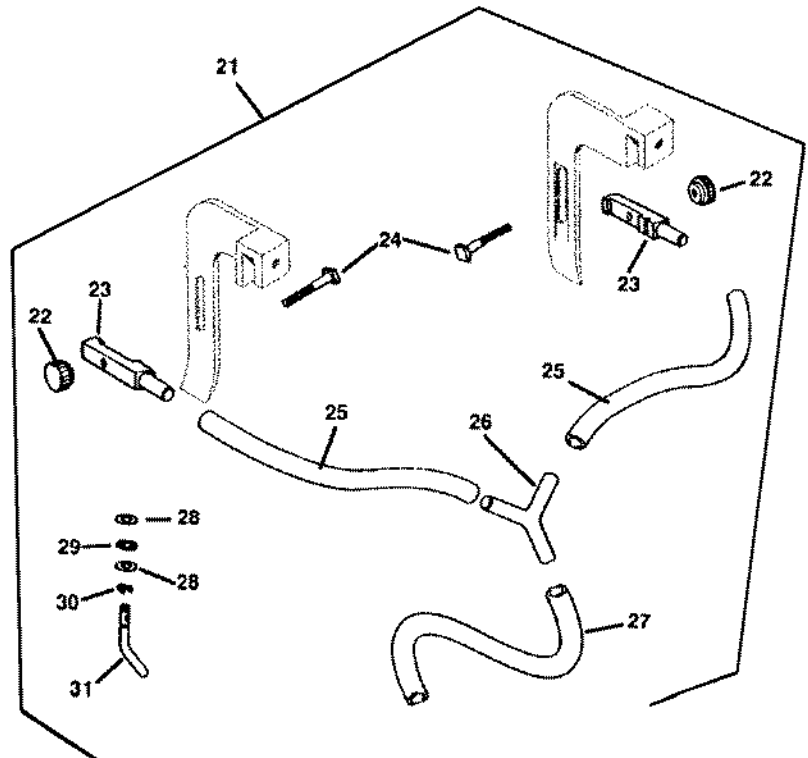
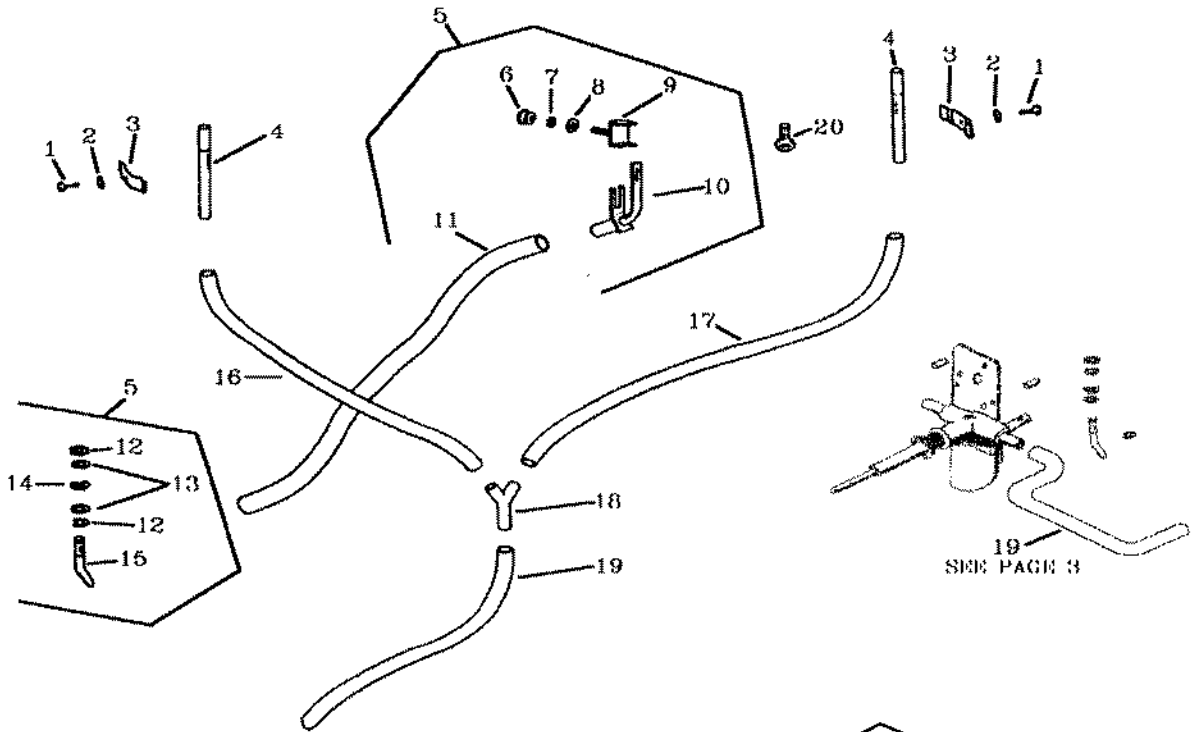
Page #5
FEED TABLE, TABLE GUIDES & SHEET SEPARATORS

KEY #	PART#	DESCRIPTION
1	P-12655	<u>TIE BAR</u>
2	P-83	<u>SCREW</u> - NEW STYLE.
	P-313	<u>SCREW</u> - OLD STYLE.
3	P-5348	<u>WASHER</u>
4	P-12067	<u>BLOWER CLAMP</u> - FOR MOUNTING BLOWER ITEM #4, PAGE 5A.
5	P-12813	<u>GUIDE ASSEMBLY</u> - OPERATORS SIDE.
6	P-12112	<u>BRACKET ASSEMBLY</u>
7	P-149	<u>SCREW</u>
8	P-557	<u>WASHER</u>
9	P-12114	<u>SHEET SEPARATOR</u>
10	P-12113	<u>BRACKET</u>
11	P-1105	<u>BALL RETAINER ASSEMBLY</u>
12	P-497	<u>NUT</u>
13	P-12124	<u>BLOCK</u>
14	P-12289	<u>SCREW</u>
15	P-12803	<u>GUIDE ASSEMBLY</u> - NON-OPERATORS SIDE.
16	P-7037	<u>STUD LEVER</u>
17	P-12118	<u>KNOB NUT</u> - ROUND HEAD.
	P-12117	<u>KNOB NUT</u> - CONE HEAD.
18	P-12119	<u>SHAFT</u> - FOR LOCKING ITEM #5 & #15 GUIDE ASSEMBLIES.
19	P-12098	<u>CHANNEL ASSEMBLY</u> - OPERATORS SIDE.
20	P-12818	<u>CHANNEL ASSEMBLY</u> - NON-OPERATORS SIDE.
21	P-12152	<u>PAPER SUPPORT</u> - 1250.
22	P-12081	<u>PAPER SUPPORT</u> - 1250 MG.
23	P-87	<u>SCREW</u> - ALSO FOR ITEM #32, PAGE 38.
24	P-1458	<u>CAM ROLLER</u> - RIDES INSIDE ITEMS #19 & #20.
25	P-12301	<u>TABLE ASSEMBLY</u> -SEE ITEM #27, PAGE 31.
26	P-5473	<u>CARRIAGE BOLT</u> - NEW STYLE. THIS END IS ALSO USED ON PAPER RECEIVING TRAY.
	P-5488	<u>CARRIAGE BOLT</u> - OLD STYLE.
27	P-5561	<u>BELL WASHER</u>
28	P-535	<u>WING NUT</u>
29	P-36964	<u>PAPER SUPPORT TRAY</u>
30	P-7038	<u>STUD NUT</u> - FOR ITEM #14.
31	P-311	<u>THUMB SCREW</u> - FOR OLD STYLE BRACKETS ONLY.

DRAWING #5A
BLOWERS - CENTER, SIDE & HOSES

OPERATORS SIDE
LEFT HAND

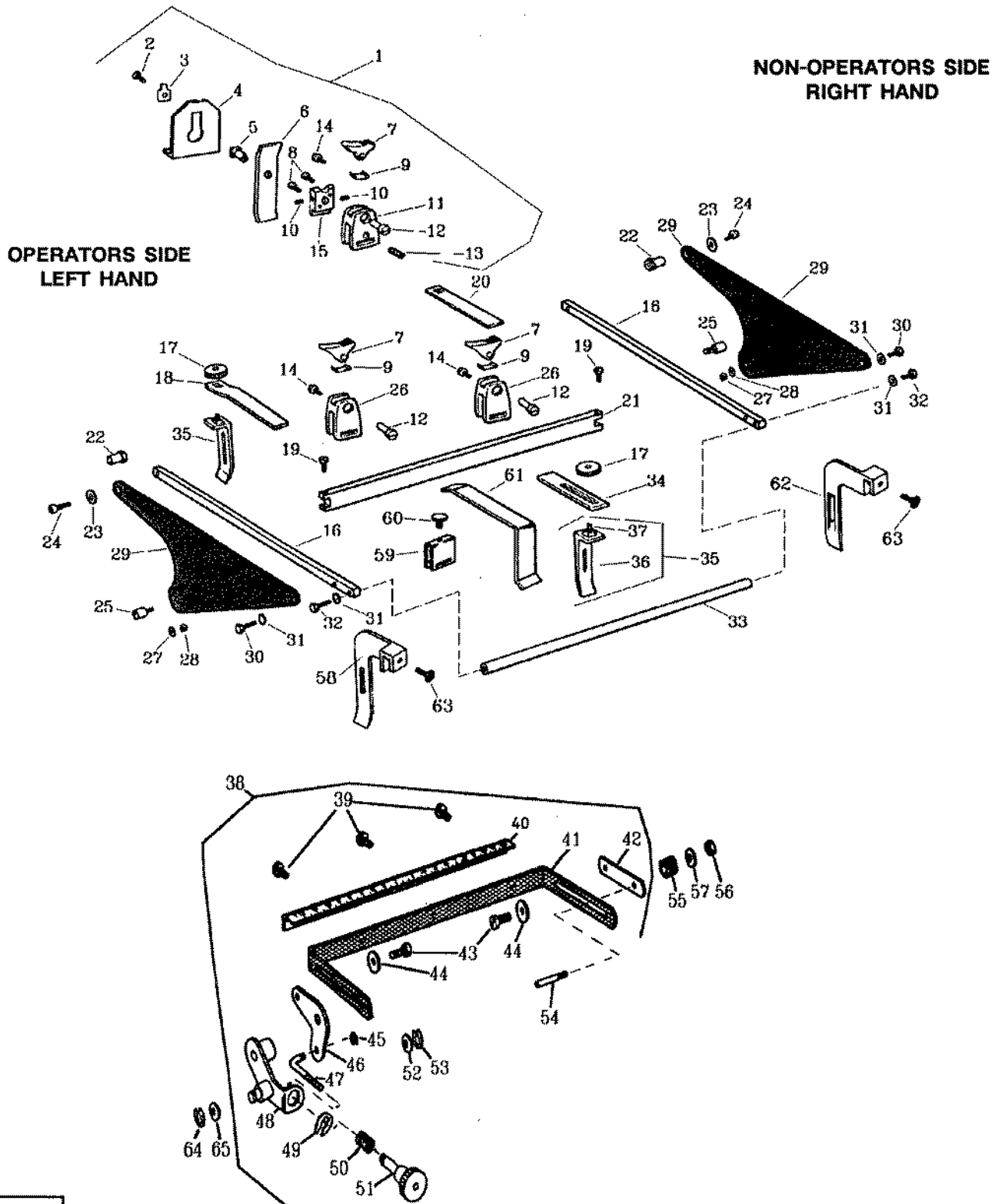
NON-OPERATORS SIDE
RIGHT HAND



Page #5A
BLOWERS - CENTER, SIDE & HOSES

PART#	DESCRIPTION
	<u>NEW STYLE</u>
P-83	<u>SCREW - NEW STYLE</u>
P-313	<u>THUMB SCREW - OLD STYLE.</u>
P-5348	<u>WASHER</u>
P-12067	<u>BLOWER CLAMP - SEE ITEM #5 & #15, PAGE 5.</u>
P-12158	<u>SIDE BLOWER TUBE - MOUNTS TO ITEM #5 & #15, PAGE 5 WITH ITEM #3, THIS PAGE.</u>
P-5065	<u>CENTER BLOWER KIT - NEW STYLE.</u>
P-537	<u>THUMB NUT</u>
P-624	<u>LOCKWASHER</u>
P-566	<u>WASHER</u>
P-12164	<u>BRACKET - NEW STYLE (PLASTIC)</u>
P-12128	<u>CENTER BLOWER</u>
P-5285	<u>HOSE - 26" - CONNECTS TO ITEM #12, PAGE 3.</u>
P-681	<u>C-RING</u>
P-586	<u>FLAT WASHER</u>
P-653	<u>SPRING WASHER</u>
P-12069	<u>VALVE STEM - SEE ITEM #17, PAGE 3.</u>
P-5258	<u>HOSE - 18" - FOR OPERATORS SIDE.</u>
P-5274	<u>HOSE - 16" - FOR NON-OPERATORS SIDE.</u>
P-12064	<u>Y-CONNECTOR - CONNECTS TO ITEM #21, PAGE 3.</u>
P-5258	<u>HOSE - 18" - CONNECTS TO ITEM #12, PAGE 3.</u>
P-311	<u>THUMB SCREW - USE ONLY IF YOU HAVE OLD STYLE BRACKET. BRACKET IS ONLY AVAILABLE NOW IN NEW STYLE.</u>
	<u>OLD STYLE</u>
P-5066	<u>AUXILLIARY SIDE BLOWER COMPLETE</u>
P-540	<u>THUMB NUT</u>
P-12173	<u>BLOWER - REAR.</u>
P-12232	<u>KEY SCREW</u>
P-5273	<u>HOSE - 22-1/4"</u>
P-1106	<u>Y-CONNECTOR</u>
P-5274	<u>HOSE - 16" - CONNECTS TO ITEM #12, PAGE 3.</u>
P-586	<u>WASHER</u>
P-653	<u>SPRING WASHER</u>
P-668	<u>C-RING</u>
P-12069	<u>STEM - VALVE.</u>

DRAWING #6
PAPER GUIDES, SUPPORT BARS & PAPER BAIL ASSEMBLY



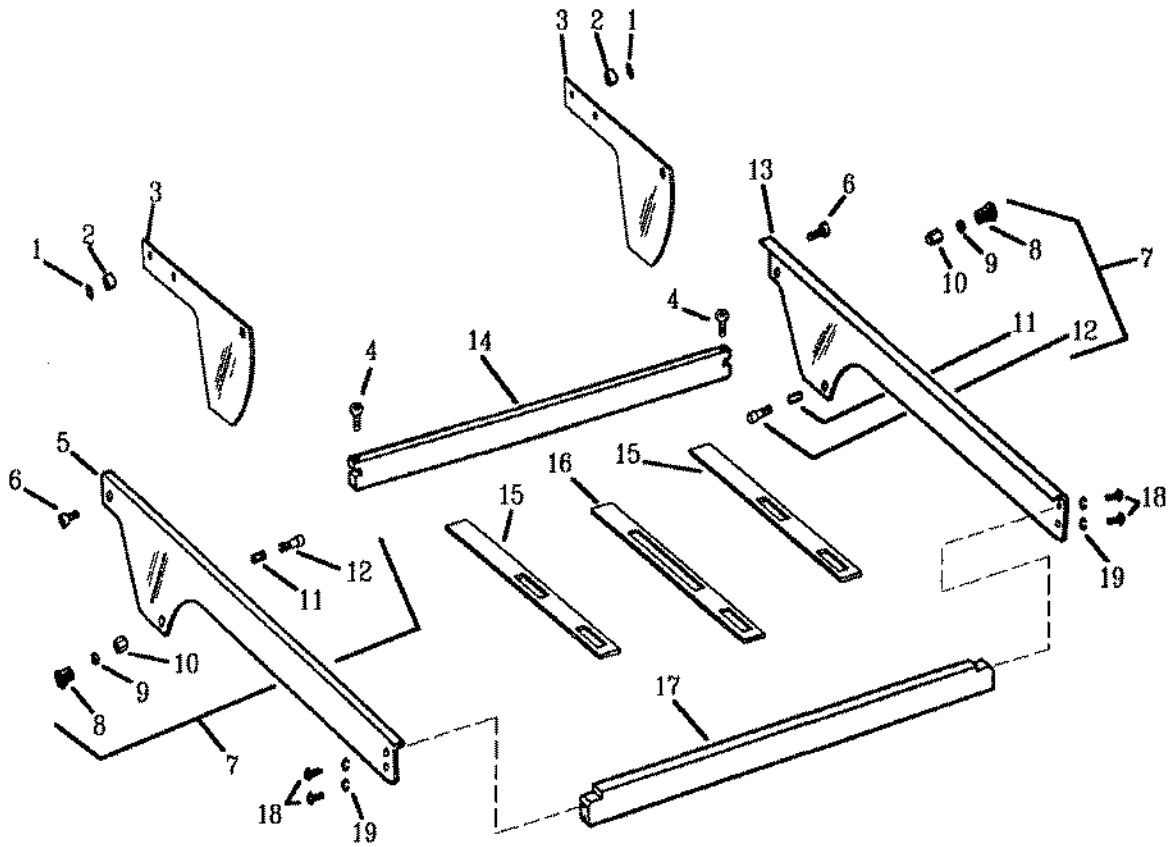
Page #6
PAPER GUIDES, SUPPORT BARS & PAPER BAIL ASSEMBLY

KEY #	PART#	DESCRIPTION
1	P-12461	<u>BACK STOP ASSEMBLY</u> - NEW STYLE.
2	P-140	<u>SCREW</u>
3	P-12466	<u>CAM</u>
4	P-12537	<u>PLATE</u>
5	P-7040	<u>STUD</u> - BUSHING.
6	P-12625	<u>ADJUSTING BAR</u>
7	P-12807	<u>LEVER</u> - (PLASTIC).
8	P-43	<u>SCREW</u>
9	P-12356	<u>SHOE</u>
10	P-8	<u>SET SCREW</u>
11	P-12696	<u>CLAMP</u>
12	P-7039	<u>ECCENTRIC SCREW</u>
13	P-1105	<u>BALL RETAINER</u>
14	P-241	<u>SCREW</u>
15	P-12684	<u>BLOCK</u>
16	P-12706	<u>SUPPORT ROD</u> - 1250 NEW STYLE.
	P-12027	<u>SUPPORT ROD</u> - 1250 OLD STYLE.
17	P-11526	<u>THUMB NUT</u>
18	P-12089	<u>CLAMP BAR</u>
19	P-311	<u>SCREW</u>
20	P-12092	<u>CLAMP BAR</u> - BACK STOP - NEW STYLE.
21	P-12713	<u>CROSS BAR</u> - NEW STYLE & OLD STYLE.
22	P-12096	<u>SPECIAL NUT</u>
23	P-574	<u>WASHER</u>
24	P-47	<u>SCREW</u>
25	P-7042	<u>ECCENTRIC STOP SCREW</u>
26	P-12087	<u>CLAMP</u>
27	P-625	<u>LOCK WASHER</u>
28	P-468	<u>NUT</u>
29	P-12964	<u>SIDE PLATE</u> - 1250 N.S. USE WITH P-12706, ITEM #16.
30	P-86	<u>SCREW</u>
31	P-627	<u>LOCK WASHER</u>
32	P-90	<u>SCREW</u>
33	P-12764	<u>TIE BAR</u>
34	P-12712	<u>CLAMP BAR</u>
35	P-12090	<u>GUIDE ASSEMBLY</u>
36	P-12100	<u>GUIDE</u>
37	P-7041	<u>STUD</u>
38	P-12809	<u>PAPER BAIL ASSEMBLY</u>
39	P-159	<u>SCREW</u> - (NEW STYLE ONLY).
40	P-12777	<u>SCALE</u> - (NEW STYLE ONLY).
41	P-12093	<u>PAPER BAIL</u>
42	P-12833	<u>ARM</u>
43	P-168	<u>SCREW</u>
44	P-571	<u>WASHER</u>
45	P-680	<u>C-RING</u>
46	P-12826	<u>LEVER</u>
47	P-9068	<u>ADJUSTING ROD</u>
48	P-12819	<u>LEVER</u> - CONNECTS TO ITEM #41, PAGE 28.
49	P-668	<u>C-RING</u>
50	P-12711	<u>SPRING</u> - (NEW STYLE).
	P-12753	<u>SPRING</u> - (OLD STYLE).
51	P-7043	<u>ADJUSTING THUMB NUT</u>
52	P-566	<u>WASHER</u>
53	P-680	<u>C-RING</u>
54	P-7012	<u>GUIDE SCREW</u>
55	P-1414	<u>CAM</u>
56	P-468	<u>NUT</u>
57	P-571	<u>WASHER</u>
58	P-12088	<u>GUIDE</u> - LEFT HAND (OLD STYLE).
59	P-12049	<u>CLAMP</u> - (OLD STYLE).
60	P-1025	<u>THUMB SCREW</u> - (OLD STYLE).
61	P-12048	<u>BACK GUIDE</u> - (OLD STYLE)
62	P-12099	<u>GUIDE</u> - RIGHT HAND - (OLD STYLE).
63	P-311	<u>THUMB SCREW</u> - (OLD STYLE).
64	P-681	<u>C-RING</u>
65	P-583	<u>WASHER</u>

DRAWING #6A
PAPER GUIDE SIDE PLATES & BARS - 1250(N)

**OPERATORS SIDE
LEFT HAND**

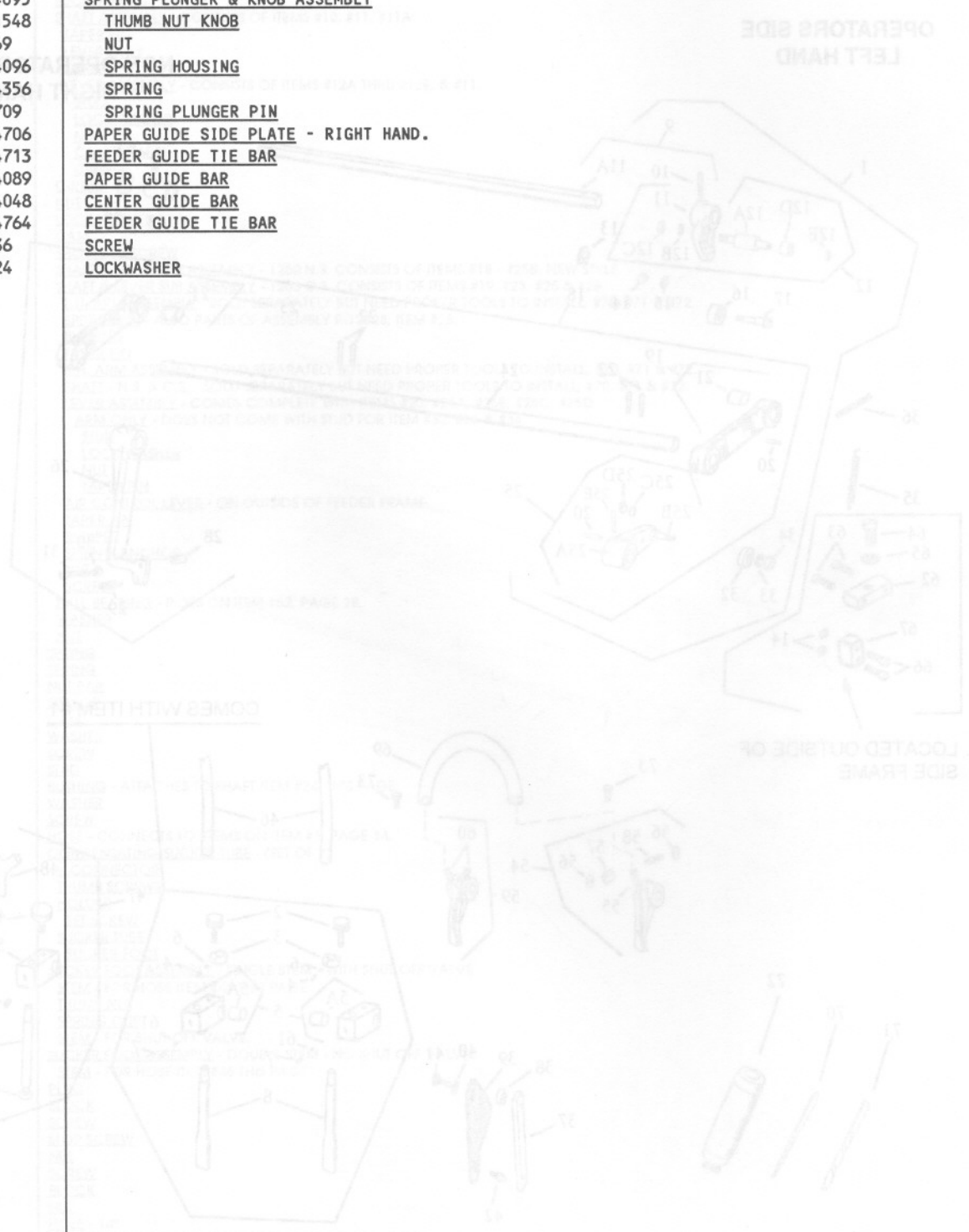
**NON-OPERATORS SIDE
RIGHT HAND**



SEE PAGE 6 FOR PAPER GUIDES

Page #6A
PAPER GUIDE SIDE PLATES & BARS - 1250 (N)

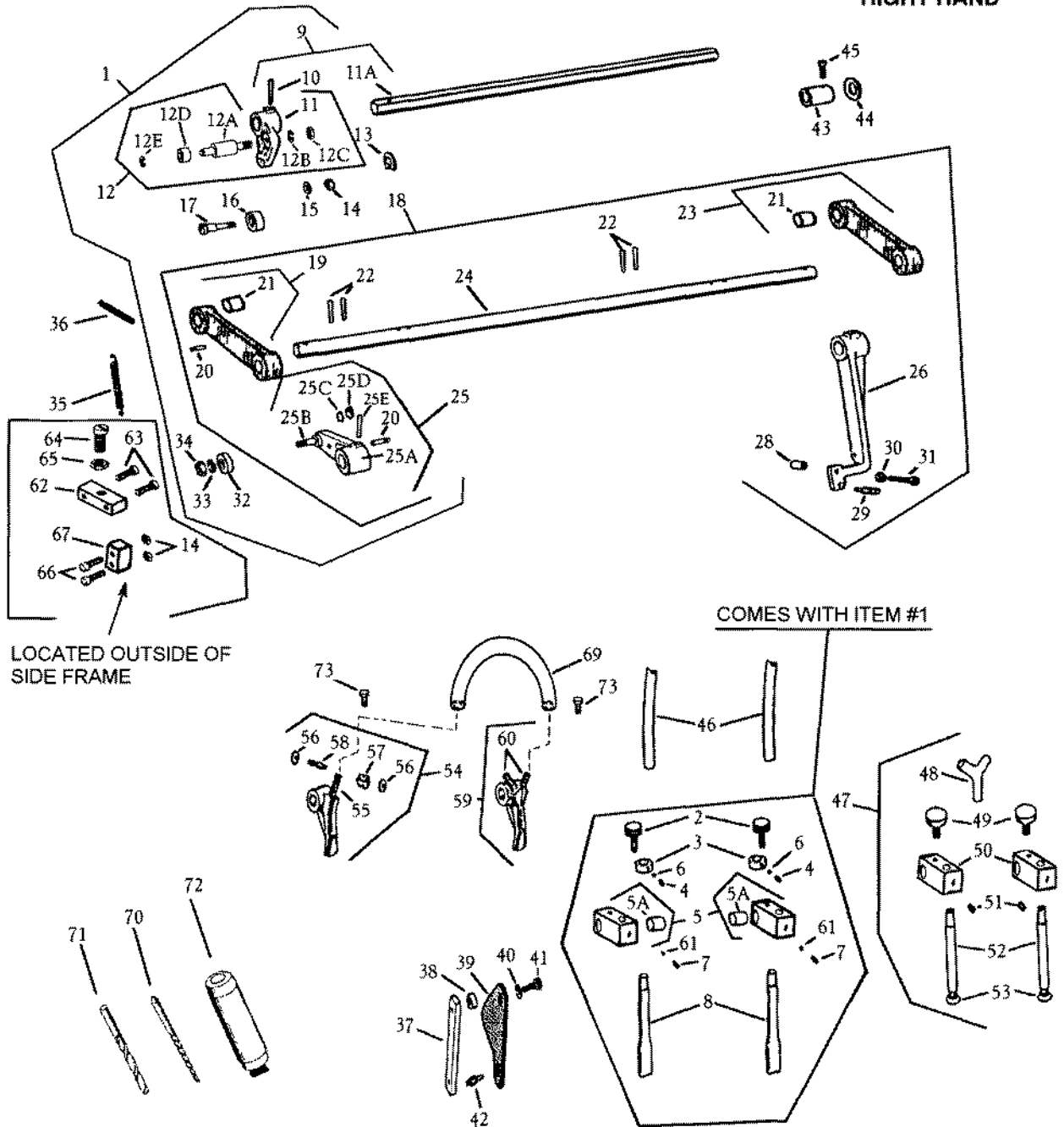
KEY	PART #	DESCRIPTION
1	P-631	<u>LOCKWASHER</u>
2	P-1402	<u>SPACER - CAM.</u>
3	P-14027	<u>MOUNTING PLATE</u>
4	P-311	<u>THUMB SCREW</u>
5	P-14964	<u>PAPER GUIDE SIDE PLATE - LEFT HAND.</u>
6	P-43	<u>SCREW</u>
7	P-14095	<u>SPRING PLUNGER & KNOB ASSEMBLY</u>
8	P-11548	<u>THUMB NUT KNOB</u>
9	P-469	<u>NUT</u>
10	P-14096	<u>SPRING HOUSING</u>
11	P-14356	<u>SPRING</u>
12	P-4709	<u>SPRING PLUNGER PIN</u>
13	P-14706	<u>PAPER GUIDE SIDE PLATE - RIGHT HAND.</u>
14	P-14713	<u>FEEDER GUIDE TIE BAR</u>
15	P-14089	<u>PAPER GUIDE BAR</u>
16	P-14048	<u>CENTER GUIDE BAR</u>
17	P-14764	<u>FEEDER GUIDE TIE BAR</u>
18	P-136	<u>SCREW</u>
19	P-624	<u>LOCKWASHER</u>



DRAWING #7
SUCKER TUBES & PAPER FEED SHAFT ASSEMBLY

OPERATORS SIDE
LEFT HAND

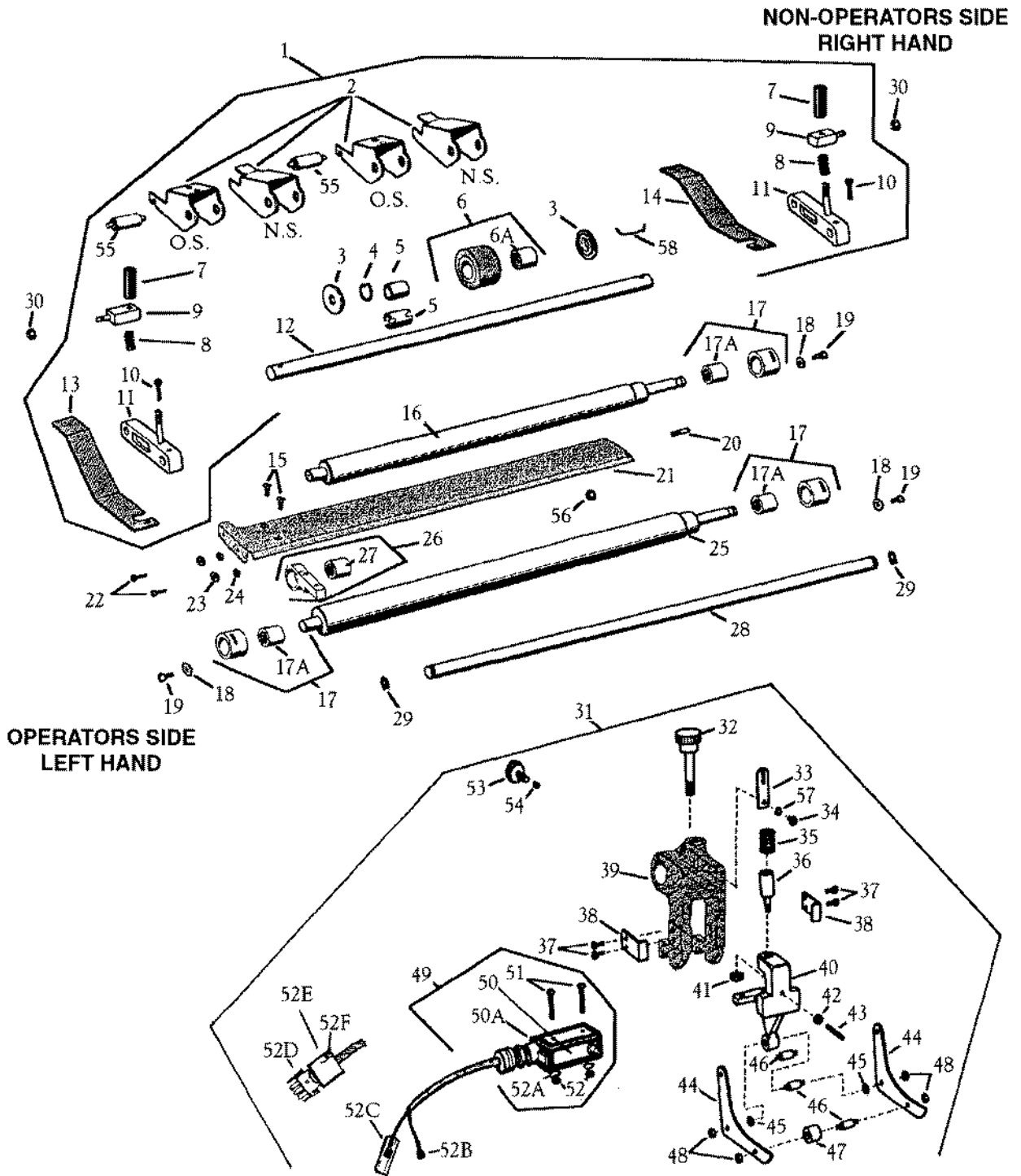
NON-OPERATORS SIDE
RIGHT HAND



Page #7
SUCKER TUBES & PAPER FEED SHAFT ASSEMBLY

KEY #	PART#	DESCRIPTION
1	P-12129	<u>PAPER FEED SHAFT ASSEMBLY</u> - COMPLETE - CONSISTS OF ITEMS #1 - #34 & #61.
2	P-1028	<u>THUMB SCREW</u>
3	P-738	<u>COLLAR</u>
4	P-8	<u>SET SCREW</u>
5	P-12168	<u>HOLDER</u> - 1860.
	P-12166	<u>HOLDER ASSEMBLY</u> - 1250, 1850.
5A	P-1224	<u>BUSHING</u> - PART OF P-12166.
6	P-1071	<u>PLUG</u>
7	P-15	<u>SET SCREW</u>
8	P-12174	<u>SUCKER FOOT</u>
9	P-12126	<u>SHAFT ASSEMBLY</u> - CONSISTS OF ITEMS #10, #11, #11A.
10	P-446	<u>TAPER PIN</u>
11	P-12188	<u>LEVER ONLY</u>
11A	P-12653	<u>SHAFT</u>
12	P-12031	<u>LEVER ASSEMBLY</u> - CONSISTS OF ITEMS #12A THRU #12E, & #11.
12A	P-4539	<u>STUD</u>
12B	P-10836	<u>LOCK WASHER</u>
12C	P-1602	<u>NUT</u>
12D	P-1415	<u>CAM ROLLER</u>
12E	P-666	<u>C-RING</u>
13	P-671	<u>C-RING</u>
14	P-468	<u>NUT</u>
15	P-625	<u>LOCK WASHER</u>
16	P-5563	<u>CAM</u>
17	P-8059	<u>SHOULDER SCREW</u>
18	P-12169	<u>SHAFT & LEVER SUB ASSEMBLY</u> - 1250 N.S. CONSISTS OF ITEMS #18 - #25B. NEW STYLE.
	P-12520	<u>SHAFT & LEVER SUB ASSEMBLY</u> - 1250 O.S. CONSISTS OF ITEMS #19, #23, #25 & #26.
19	P-12131	<u>L.H. ARM ASSEMBLY</u> - SOLD SEPARATELY BUT NEED PROPER TOOLS TO INSTALL, #70, #71 & #72.
20	P-6059	<u>SPRING PIN</u> - ALSO PARTS OF ASSEMBLY P-12828, ITEM #25.
21	P-1221	<u>BUSHING</u>
22	P-446	<u>TAPER PIN</u>
23	P-12132	<u>R.H. ARM ASSEMBLY</u> - SOLD SEPARATELY BUT NEED PROPER TOOLS TO INSTALL, #70, #71 & #72.
24	P-12508	<u>SHAFT</u> - N.S. & O.S. - SOLD SEPARATELY BUT NEED PROPER TOOLS TO INSTALL, #70, #71 & #72.
25	P-12828	<u>LEVER ASSEMBLY</u> - COMES COMPLETE WITH ITEMS #20, #25A, #25B, #25C, #25D.
25A	P-12855	<u>ARM ONLY</u> - DOES NOT COME WITH STUD FOR ITEM #32, #33 & #34.
25B	P-12923	<u>STUD</u>
25C	P-626	<u>LOCK WASHER</u>
25D	P-469	<u>NUT</u>
25E	P-446	<u>TAPER PIN</u>
26	P-12742	<u>AIR CONTROL LEVER</u> - ON OUTSIDE OF FEEDER FRAME.
27	P-445	<u>TAPER PIN</u>
28	P-4330	<u>BUMPER</u>
29	P-9067	<u>SPRING ANCHOR</u>
30	P-468	<u>NUT</u>
31	P-178	<u>SCREW</u>
32	P-767	<u>BALL BEARING</u> - RIDES ON ITEM #52, PAGE 28.
33	P-581	<u>WASHER</u>
34	P-488	<u>NUT</u>
35	P-36032	<u>SPRING</u>
36	P-12177	<u>SPRING</u>
37	P-12901	<u>NUT BAR</u>
38	P-1412	<u>SPACER</u>
39	P-12176	<u>CAM</u>
40	P-571	<u>WASHER</u>
41	P-47	<u>SCREW</u>
42	P-7044	<u>STUD</u>
43	P-1241	<u>BUSHING</u> - ATTACHES TO SHAFT ITEM #24, THIS PAGE.
44	P-615	<u>WASHER</u>
45	P-12946	<u>SCREW</u>
46	P-5274	<u>HOSE</u> - CONNECTS TO STEMS ON ITEM #6, PAGE 34.
47	P-12259	<u>COMPENSATING SUCKER TUBE</u> - (SET OF 2).
48	P-1084	<u>Y-CONNECTOR</u>
49	P-1378	<u>THUMB SCREWS</u>
50	P-12168	<u>HOLDER</u>
51	P-20	<u>SET SCREW</u>
52	P-12966	<u>SUCKER TUBE</u>
53	P-1552	<u>SUCKER FOOT</u>
54	P-12990	<u>SUCKER FOOT ASSEMBLY</u> - SINGLE STEM - WITH SHUT OFF VALVE.
55	P-7046	<u>STEM</u> - FOR HOSE ITEM #46 THIS PAGE.
56	P-12435	<u>THUMB NUT</u>
57	P-12227	<u>SPRING CLIP</u>
58	P-7045	<u>STEM</u> - FOR SHUT OFF VALVE.
59	P-12170	<u>SUCKER FOOT ASSEMBLY</u> - DOUBLE STEM - NO SHUT OFF VALVES.
60	P-7047	<u>STEM</u> - FOR HOSE ITEM #46 THIS PAGE.
61	P-1109	<u>PLUG</u>
62	P-12900	<u>BLOCK</u>
63	P-173	<u>SCREW</u>
64	P-12977	<u>STOP SCREW</u>
65	P-497	<u>NUT</u>
66	P-175	<u>SCREW</u>
67	P-12915	<u>BLOCK</u>
68	P-468	<u>NUT</u>
69	P-5269	<u>HOSE</u> - 14"
70	P-1559	<u>TAPERED REAMER</u> - USE TO INSTALL ITEMS #19, #23 & #24.
71	P-1546	<u>HAND REAMER TOOL</u>
72	P-1505	<u>DRILL BIT</u> - USE TO INSTALL ITEMS #19, #23 & #24.
73	P-12104	<u>PILOT SCREW</u> - FOR OLD STYLE SUCKER TUBES ONLY ITEMS #54 & #59.

DRAWING #7A
 UPPER FEED ROLLERS, SHEET FEED MECHANISM & FEED SHAFT ASSEMBLY

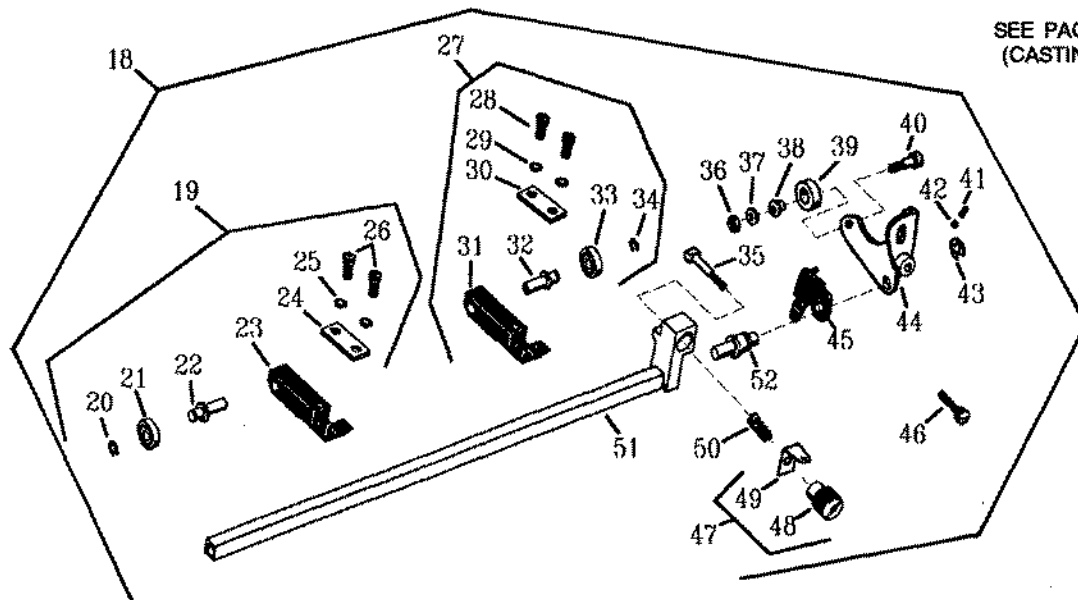


Page #7A
UPPER FEED ROLLERS, SHEET FEED MECHANISM & FEED SHAFT ASSEMBLY

KEY #	PART#	DESCRIPTION
1	P-12094	<u>UPPER FEED ROLL SHAFT ASSEMBLY</u>
2	P-12115	<u>HOLDER</u> - NEW STYLE - FITS OVER ITEM #28, THIS PAGE.
	P-12274	<u>HOLDER</u> - OLD STYLE - FITS OVER ITEM #28, THIS PAGE.
3	P-12536	<u>SPACER</u>
4	P-12181	<u>SPRING</u> - ONLY ONE PER ROLLER.
5	P-1371	<u>BUSHING</u> - NEW STYLE, NO SLOTS - 13/16" OAL.
	P-12384	<u>BUSHING</u> - OLD STYLE, WITH SLOTS - 1" OAL.
6	P-12125	<u>UPPER FEED ROLLER</u> - 2 PER ASSEMBLY P-12094 ITEM #1, THIS PAGE. FITS IN ITEM #2, THIS PAGE.
6A	P-1098	<u>BEARING</u>
7	P-12143	<u>SELF THREADING PLASTIC NUT</u>
8	P-12148	<u>SPRING</u>
9	P-12167	<u>BLOCK</u>
10	P-175	<u>SCREW</u>
11	P-12175	<u>ARM ASSEMBLY</u>
12	P-12149	<u>SHAFT</u> - NEW STYLE.
	P-12272	<u>SHAFT</u> - OLD STYLE.
13	P-12106	<u>L.H. RELEASE LEVER</u> - NEW STYLE ONLY.
14	P-12107	<u>R.H. RELEASE LEVER</u> - NEW STYLE ONLY.
15	P-172	<u>SCREW</u>
16	P-12159	<u>REAR LOWER FEED ROLLER</u> - DRIVEN BY PULLEY ITEM #20 OR #32, PAGE 12.
17	P-1295	<u>BEARING ASSEMBLY</u>
17A	P-748	<u>NEEDLE BEARING</u>
18	P-1391	<u>WASHER</u>
19	P-158	<u>SCREW</u>
20	P-12627	<u>SCREW</u> - RIGHT HAND SIDE ONLY.
21	P-12116	<u>DOUBLE SHEET EJECTOR SHELF</u>
22	P-169	<u>SCREW</u>
23	P-625	<u>WASHER</u>
24	P-468	<u>NUT</u>
25	P-12161	<u>FRONT LOWER FEED ROLLER</u> - DRIVEN BY PULLEY ITEM #20 OR #32, PAGE 12.
26	P-12083	<u>BEARING BLOCK ASSEMBLY</u>
27	P-748	<u>BEARING</u>
28	P-12111	<u>SHAFT</u>
29	P-670	<u>C-RING</u>
30	P-489	<u>NUT</u>
31	P-12517	<u>SHEET CONTROL ASSEMBLY</u>
32	P-12553	<u>ADJUSTING SCREW</u>
33	P-12842	<u>CLIP</u>
34	P-202	<u>SCREW</u>
35	P-12832	<u>SPRING</u>
36	P-7090	<u>STUD</u>
37	P-159	<u>SCREW</u>
38	P-12525	<u>GUIDE</u>
39	P-12557	<u>BRACKET</u>
40	P-12567	<u>ADJUSTABLE SWITCH BRACKET</u>
41	P-489	<u>NUT</u>
42	P-459	<u>NUT</u>
43	P-848	<u>SCREW</u>
44	P-12569	<u>FEELER FINGER</u>
45	P-5569	<u>WASHER</u>
46	P-7091	<u>STUD</u>
47	P-770	<u>BEARING</u>
48	P-468	<u>NUT</u>
49	P-4210*	<u>SWITCH ASSEMBLY</u> - 1250 STANDARD - 15A, - 125/250/480 VAC. - 1/8 HP., 125 VAC. - 1/4 HP. 250 VAC. 50/60Hz.
	P-4212**	<u>SWITCH ASSEMBLY</u> - 1250 N - 15A, - 125/250/480 VAC. - 1/8 HP., 125 VAC. - 1/4 HP. 250 VAC. 50/60Hz.
	P-4213***	<u>SWITCH ASSEMBLY</u> - 1250 M/MG - 15A, - 125/250/480 VAC. - 1/8 HP., 125 VAC. - 1/4 HP. 250 VAC. 50/60Hz.
50	P-4063	<u>SWITCH</u> - FOR ALL. 15A, - 125/250/480 VAC. - 1/8 HP., 125 VAC. - 1/4 HP. 250 VAC. 50/60Hz. 50/60Hz.
50A	P-9798	<u>CASING</u> - FOR ALL
51	P-199	<u>SCREW</u> - FOR ALL.
52	P-460	<u>NUT</u> - FOR ALL.
52A	P-642	<u>LOCK WASHER</u> - FOR ALL.
52B	P-1844**	<u>TERMINAL</u> - PUSH ON. FOR P-4212 ONLY.
	P-9780***	<u>TERMINAL</u> - CIRCULAR. - FOR P-4213 ONLY.
52C	P-9775**	<u>TERMINAL CONNECTOR</u> - FOR P-4212 ONLY.
52D	P-9778*	<u>HOUSING</u> - FOR P-4210 ONLY.
52E	P-9779*	<u>STRAIN RELIEF</u> - FOR P-4210 ONLY.
52F	P-10350*	<u>SCREW</u> - FOR P-4210 ONLY.
53	P-1096	<u>THUMB SCREW</u>
54	P-1109	<u>PLUG</u>
55	P-12273	<u>PICK-UP ROLL</u>
56	P-462	<u>KEPS NUT</u>
57	P-632	<u>LOCK WASHER</u>
58	P-12386	<u>SPRING</u>

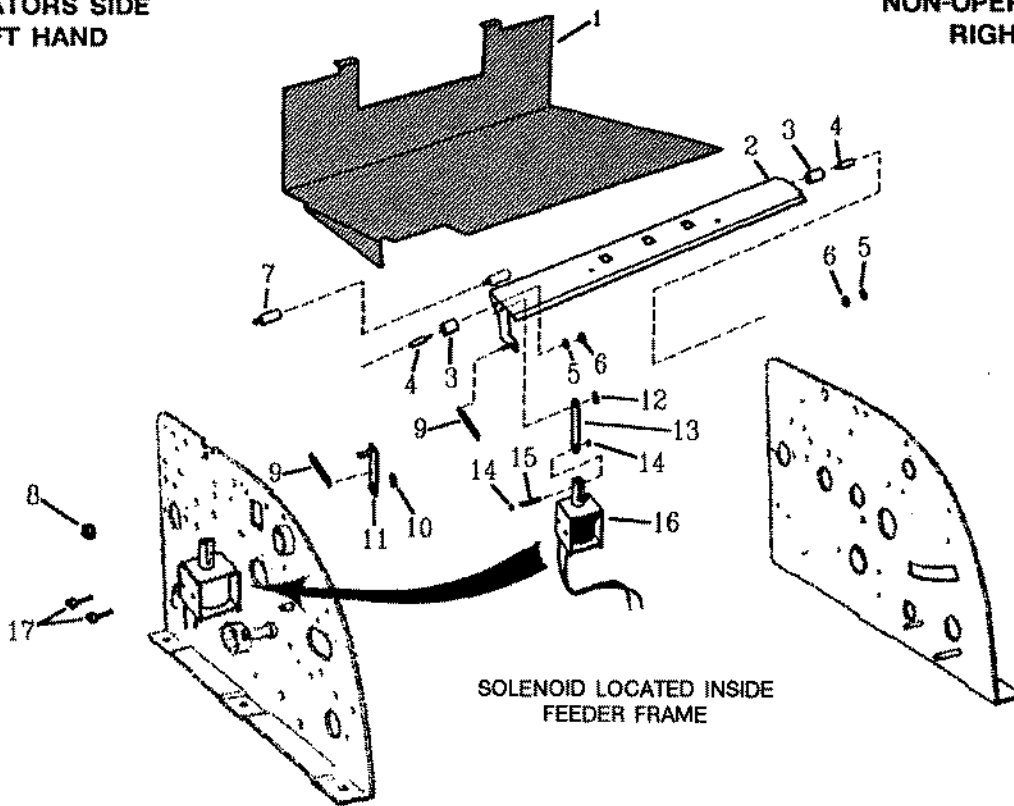
DRAWING #7B
SINGLE SHEET EJECTOR, PAPER CATCH PAN
& NEW STYLE FEEDER FRAME ASSEMBLY

SEE PAGE 8 FOR OLD STYLE
 (CASTING) FEEDER FRAME
 ASSEMBLY



OPERATORS SIDE
LEFT HAND

NON-OPERATORS SIDE
RIGHT HAND



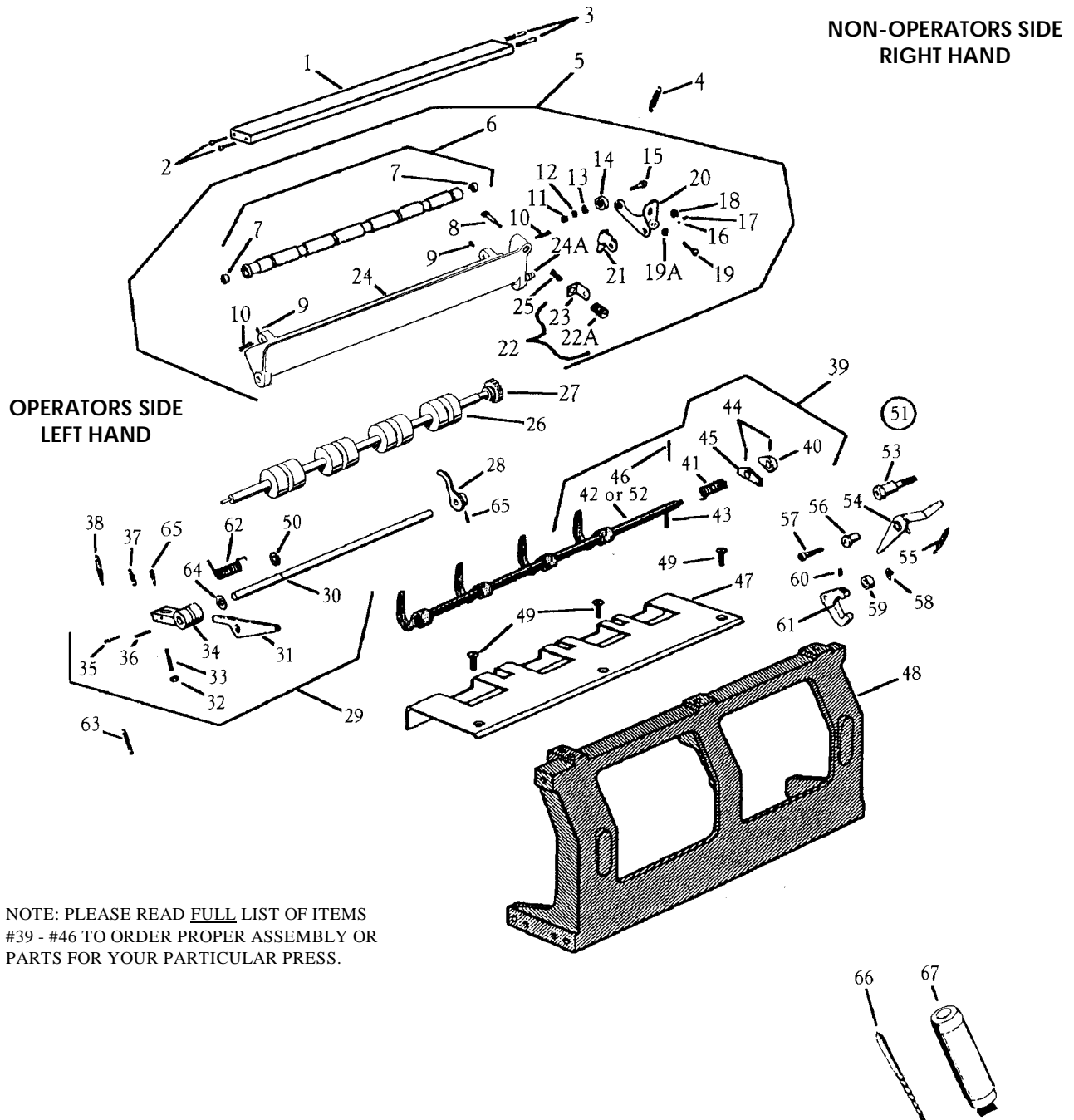
SOLENOID LOCATED INSIDE
FEEDER FRAME

SINGLE SHEET DETECTOR. PAPER CATCH PAN & NEW DESIGN FEEDER FRAME ASSEMBLY

KEY #	PART#	DESCRIPTION
1	P-12800	<u>PAPER CATCH PAN</u> - MOUNTS TO ITEM #48, PAGE 8.
2	P-12801	<u>SINGLE SHEET GATE ASSEMBLY</u> - (DOUBLE SHEET ELIMINATOR).
3	P-1789	<u>SPACER</u>
4	P-7073	<u>STUD</u> - SLOTTED.
5	P-625	<u>WASHER</u>
6	P-468	<u>NUT</u>
7	P-4510	<u>ECCENTRIC STUD</u> - STOP FOR SINGLE SHEET GATE ASSEMBLY, ITEM #2.
8	P-462	<u>KEPS NUT</u>
9	P-12806	<u>SPRING</u> - ATTACHES TO ITEM #11, THIS PAGE.
10	P-681	<u>C-RING</u>
11	P-12816	<u>LATCH</u> - GOES ON STUD ON INSIDE SIDE FRAME, OPERATED BY ITEM #39, PAGE 28.
12	P-680	<u>C-RING</u>
13	P-12802	<u>SOLENOID LINK</u> - FITS ONTO STUD INSIDE SIDE FRAME INSIDE ITEM #2, THIS PAGE.
14	P-552	<u>RUBBER O-RING</u>
15	P-3095	<u>PIN</u> - SOLENOID LINK.
16	P-12804	<u>SOLENOID</u> - 110V. 50/60Hz. ATTACHES TO INSIDE FEEDER FRAME, OPERATORS SIDE.
	P-12815	<u>SOLENOID</u> - 115V. 50/60Hz. ATTACHES TO INSIDE FEEDER FRAME, OPERATORS SIDE.
17	P-167	<u>SCREW</u> - SOLENOID MOUNTING.
18	P-12511	<u>PAPER FEED FRAME ASSEMBLY</u> - FOR USE ON 1250 O.S. & W. (STRIGHT LEVER).
	P-12531	<u>PAPER FEED FRAME ASSEMBLY</u> - FOR USE ON 1250 N.S. & DOMESTIC. (BENT LEVER).
19	P-12562	<u>ADJUSTABLE ARM ASSEMBLY</u> - L.H. (1 PER ASSEMBLY).
20	P-698	<u>RETAINING RING</u>
21	P-767	<u>BEARING</u>
22	P-7086	<u>STUD</u>
23	P-12573	<u>ARM</u>
24	P-12513	<u>CLIP</u>
25	P-623	<u>LOCK WASHER</u>
26	P-35	<u>SCREW</u>
27	P-12568	<u>ADJUSTABLE ARM ASSEMBLY</u> - R.H. (2 PER ASSEMBLY).
28	P-35	<u>SCREW</u>
29	P-623	<u>LOCK WASHER</u>
30	P-12513	<u>CLIP</u>
31	P-12573	<u>ARM</u>
32	P-7086	<u>STUD</u>
33	P-767	<u>BEARING</u>
34	P-698	<u>RETAINING RING</u>
35	P-7048	<u>SCREW</u>
36	P-521	<u>ELASTIC STOP NUT</u>
37	P-586	<u>WASHER</u>
38	P-1308	<u>BUSHING</u> - FLANGED.
39	P-1451	<u>CAM ROLLER</u>
40	P-173	<u>SHOULDER SCREW</u>
41	P-830	<u>SET SCREW</u>
42	P-1070	<u>PLUG</u>
43	P-670	<u>C-RING</u>
44	P-12155	<u>LEVER</u>
45	P-12156	<u>LEVER</u> - FOR USE ON 1250W PRESSES. (STRAIGHT LEVER WITH TAB).
	P-12151	<u>LEVER</u> - FOR USE ON 1250 NS, LW, & DOMESTIC PRESSES. (BENT LEVER WITH TAB).
	P-12165	<u>LEVER</u> - OLD STYLE. (STRAIGHT LEVER - NO TAB).
46	P-1103	<u>THUMB SCREW</u>
47	P-12135	<u>ADJUSTING NUT & STOP</u>
48	P-12153	<u>ADJUSTING NUT</u>
49	P-12606	<u>SPRING CLIP</u> - (STOP).
50	P-12179	<u>SPRING</u>
51	P-12541	<u>FRAME ASSEMBLY</u> - FITS ONTO PIN ITEM #22, PAGE 33.
52	P-7050	<u>BEARING PIN</u> - GOES INTO BUSHING ITEM #41, PAGE 33.
ADDITIONAL:		
44	P-16155	<u>LEVER</u> - NEW DESIGN WITH BUSHING AND SLEEVE ATTACHED. THIS STYLE IS NORMALLY USED ON 1650's BUT CAN BE USED ON 1250 PROVIDED THEY ARE USED WITH EITHER OF THE TWO PARTS LISTED BELOW.
45	P-16151	<u>LEVER</u> - (BENT LEVER - WITH TAB). USE ONLY WITH P-16155.
45	P-16156	<u>LEVER</u> - (STRAIGHT LEVER - WITH TAB). USE ONLY WITH P-16155.

DRAWING #8
OLD DESIGN UPPER FEED ROLLER FRAME ASSEMBLY,
PAPER STOP ASSEMBLY & MAIN TIE BAR (OR BRACE)

*SEE PAGE #7B FOR NEW DESIGN
 FEEDER FRAME ASSEMBLY*



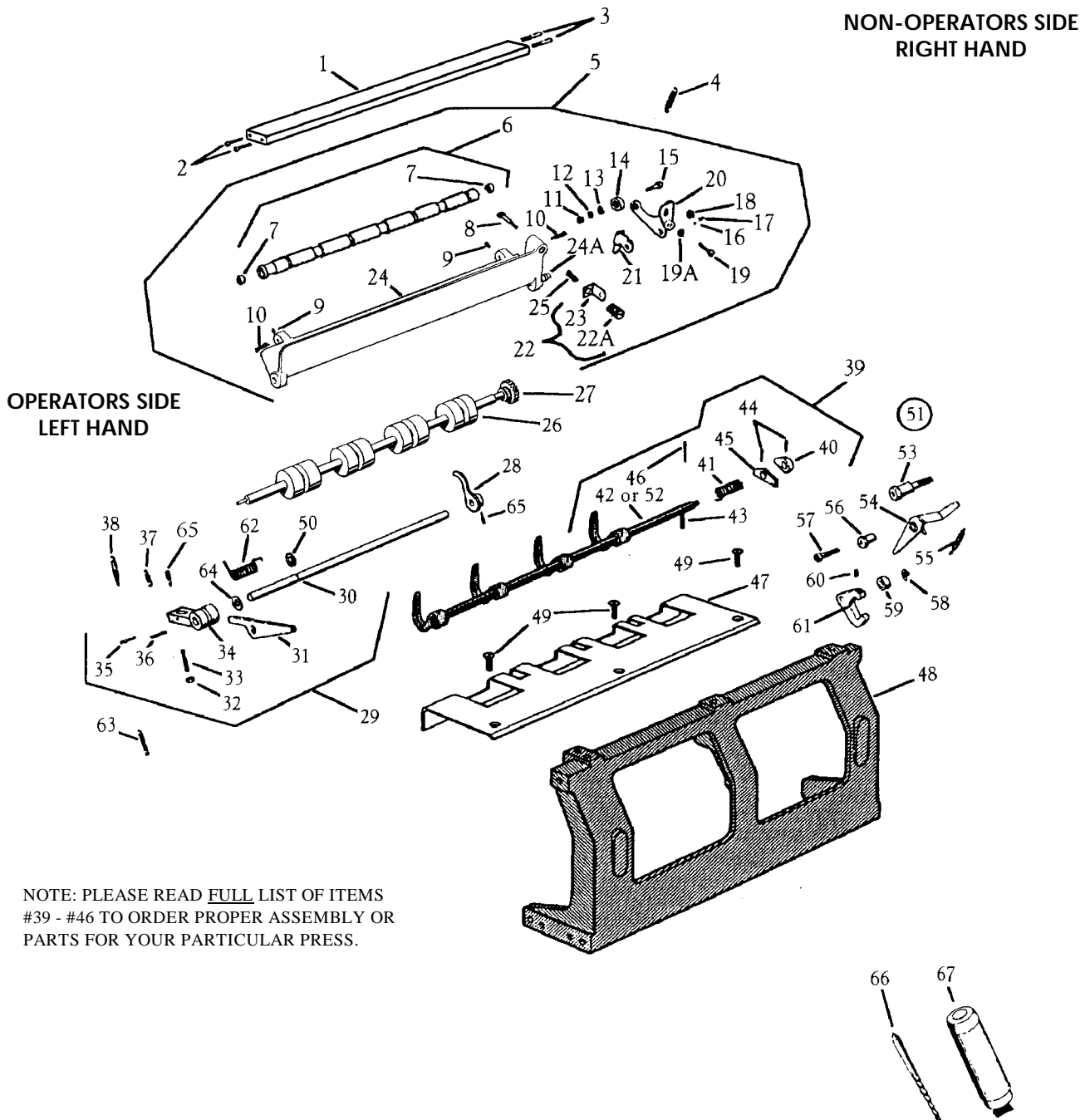
OLD DESIGN UPPER FEED ROLLER FRAME ASSEMBLY, PAPER STOP ASSEMBLY & MAIN TIE BAR (OR BRACE)

KEY #	PART#	DESCRIPTION
1	P-12142	<u>UPPER PAPER GUIDE</u>
2	P-172	<u>SCREW</u>
3	P-7012	<u>STUD</u>
4	P-12798	<u>SPRING</u> - CONNECTS TO ITEM #21, THIS PAGE, & ITEM #34 PAGE 33 & ITEM #45, PAGE 7B.
5	P-12147	<u>PAPER FEED FRAME ASSEMBLY</u> - WITH BENT LEVER. ALSO SEE ITEM #18, PAGE 7B. TO MOUNT TO SIDE FRAMES SEE ITEMS #22 & #41, PAGE 33.
	P-14147	<u>PAPER FEED FRAME ASSEMBLY</u> - WITH STRAIGHT LEVER. ALSO SEE ITEM #18, PAGE 7B. TO MOUNT TO SIDE FRAMES SEE ITEMS #22 & #41, PAGE 33.
6	P-12398	<u>UPPER FEED ROLLER ASSEMBLY</u> - 1250 OLD STYLE - (NO BEARINGS).
	P-12157	<u>UPPER FEED ROLLER ASSEMBLY</u> - 1250 NEW STYLE.
7	P-762	<u>BALL BEARING</u>
8	P-7048	<u>SCREW</u>
9	P-5	<u>SET SCREW</u>
10	P-3071	<u>PIN BEARING</u> - 1250 NEW STYLE.
	P-3070	<u>PIN BEARING</u> - 1250 OLD STYLE.
11	P-521	<u>ELASTIC STOP NUT</u> - NEW STYLE. NO LOCK WASHER NEEDED.
	P-474	<u>HEX NUT</u> - OLD STYLE. USE WITH LOCK WASHER P-586 ITEM #12.
12	P-644	<u>LOCK WASHER</u>
13	P-1308	<u>BUSHING</u> - FLANGED.
14	P-1451	<u>CAM ROLLER</u>
15	P-173	<u>SCREW</u>
16	P-1070	<u>PLUG</u>
17	P-830	<u>SET SCREW</u>
18	P-670	<u>C-RING</u>
19	P-1103	<u>THUMB SCREW</u> - 1250 NEW STYLE.
	P-12399	<u>SET SCREW</u> - 1250 OLD STYLE ONLY.
19A	P-1090	<u>NUT</u> - 1250 OLD STYLE ONLY.
20	P-12155	<u>LEVER ASSEMBLY</u>
21	P-12151	<u>LEVER</u> - FOR USE ON 1250 NS, LW, & DOMESTIC PRESSES. (BENT LEVER WITH TAB). SEE ADDITIONAL NOTE ON PAGE 8A.
	P-12156	<u>LEVER</u> - FOR USE ON 1250W PRESSES. (STRAIGHT LEVER WITH TAB). SEE ADDITIONAL NOTE ON PAGE 8A.
	P-12165	<u>LEVER</u> - 1250 OLD STYLE. (STRAIGHT NO TAB) SEE ADDITIONAL NOTE ON PAGE 8A.
22	P-12135	<u>ADJUSTING NUT & STOP</u>
22A	P-12153	<u>ADJUSTING NUT</u>
23	P-12606	<u>SPRING CLIP</u> - (STOP)
24	P-12160	<u>FEEDER ELEVATING FRAME</u> - ALSO SEE ITEM #51, PAGE 7B. TO MOUNT, SEE ITEMS #22 & #41, PAGE 33.
24A	P-7050	<u>PIN BEARING</u> - 1250 NEW STYLE.
	P-7096	<u>PIN BEARING</u> - 1250 OLD STYLE.
25	P-12179	<u>SPRING</u>
26	P-12201	<u>LOWER FEED ROLLER ASSEMBLY</u> - 4 FEELER FINGERS - GOES INTO BUSHINGS, ITEMS #12 & #35, PAGE 33.
	P-12260	<u>LOWER FEED ROLLER ASSEMBLY</u> - 1 FEELER FINGER - GOES INTO BUSHINGS, ITEMS #12 & #35, PAGE 33.
	P-12261	<u>LOWER FEED ROLLER ASSEMBLY</u> - 3 FEELER FINGERS - GOES INTO BUSHINGS, ITEMS #12 & #35, PAGE 33.
	P-12262	<u>LOWER FEED ROLLER ASSEMBLY</u> - 4 FINGERS - RECESSED GEAR - GOES INTO BUSHINGS, ITEMS #12 & #35, PAGE 33.
27	NO #	<u>GEAR</u> - NOT SOLD SEPARATELY. MUST BUY FULL ASSEMBLY P-12262 ITEM #26 THIS PAGE.
28	P-12141	<u>FEELER FINGER</u>
29	P-12138	<u>SHAFT ASSEMBLY</u>
30	P-12139	<u>SHAFT</u> - ONLY.
31	P-12136	<u>PAWL</u> - ATTACHES TO ITEM #31, THIS PAGE. ALSO SEE ITEM #11, PAGE 33.
32	P-465	<u>NUT</u>
33	P-854	<u>SCREW</u>
34	P-12162	<u>BLOCK ASSEMBLY</u>
35	P-6055	<u>SPRING PIN</u>
36	P-341	<u>COTTER PIN</u>
37	P-12154	<u>PAWL SPRING</u>
38	P-12134	<u>SPRING</u> * TO MOUNT STOP FINGER SHAFT ASSEMBLIES SEE ITEMS #35 & #66, PAGE 33.
39	P-12381	<u>4-FINGER SHAFT ASSEMBLY</u> - 1250 M/MG. (WITH TEAR DROP CAM & NOTCHED PYRAMID). ALSO PART OF P-12840, ITEM #51.
	P-12393	<u>4-FINGER SHAFT ASSEMBLY</u> - 1250 NEW STYLE.
	P-12387	<u>4-FINGER SHAFT ASSEMBLY</u> - 1250 DOMESTIC. (WITH TEAR DROP CAM & SPRING).
	P-12388	<u>3-FINGER SHAFT ASSEMBLY</u> - 1250 OLD STYLE. (WITH PYRAMID CAM & SPRING).
40	P-5564	<u>TEAR DROP CAM</u> - USED ONLY ON P-12381 & P-12387. SOLD SEPARATELY
41	P-12257	<u>SPRING</u> - NOT USED ON P-12393.
42	P-12383	<u>4 - FINGER SHAFT</u> - (ONLY)
43	P-3074	<u>PIN</u> - CONNECTS TO SPRING ITEM #55 THIS PAGE. USED ONLY ON P-12381 ITEM #39.
44	P-421	<u>TAPER PIN</u>
45	P-5565	<u>NOTCHED PYRAMID</u> - USED ON P-12381, ITEM #39 & P-12388 ITEM #39 ONLY.
	P-5566	<u>PYRAMID</u> - (NO NOTCH) USED ON P-12393 ITEM #39 ONLY.
46	P-339	<u>COTTER PIN</u> - FOR SPRING ITEM #41. USED ON P-12393 & P-12387 ONLY.

CONTINUED ON NEXT PAGE...

DRAWING #8A
OLD DESIGN UPPER FEED ROLLER FRAME ASSEMBLY,
PAPER STOP ASSEMBLY & MAIN TIE BAR (OR BRACE)

*SEE PAGE #7B FOR NEW DESIGN
 FEEDER FRAME ASSEMBLY*



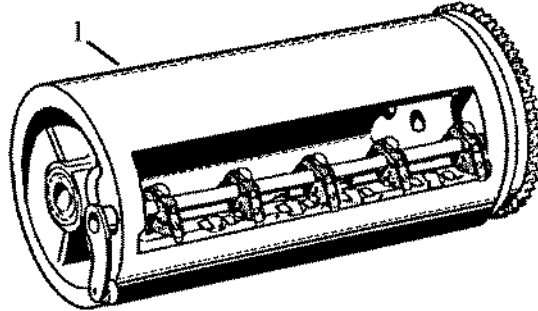
OLD DESIGN UPPER FEED ROLLER FRAME ASSEMBLY, PAPER STOP ASSEMBLY & MAIN TIE BAR (OR BRACE)

KEY #	PART#	DESCRIPTION
		...CONTINUED FROM LAST PAGE.
47	P-12145	<u>LOWER PAPER GUIDE SHELF</u> - 1250 N.S.
	P-12026	<u>LOWER PAPER GUIDE SHELF</u> - 1250 O.S.
48	P-12146	<u>MAIN TIE BAR</u> - BRACE.
49	P-12375	<u>SCREW</u> - FOR MOUNTING ITEM #47 TO #48.
50	P-668	<u>C-RING</u>
51	P-12840	<u>PAPER HOLD DOWN ASSEMBLY</u> - (NOT SHOWN) CONSISTS OF THE ITEMS #52 THRU #61.
52	P-12381	<u>4-FINGER SHAFT ASSEMBLY</u> - ALSO SEE ITEM #42.
53	P-8074	<u>SHOULDER SCREW</u> - SEE ITEM #31, PAGE 33.
54	P-12846	<u>LATCH ASSEMBLY</u>
55	P-12843	<u>SPRING</u>
56	P-12851	<u>ECCENTRIC BUSHING</u>
57	P-42	<u>SCREW</u>
58	P-667	<u>RETAINING RING</u>
59	P-1406	<u>CAM ROLLER</u>
60	P-12	<u>SET SCREW</u>
61	P-12853	<u>CLAMP ASSEMBLY</u>
62	P-12276	<u>SPRING</u> - USE ON 1250 OLD STYLE ONLY.
63	P-12530	<u>SPRING</u> - USE ON 1250 DOMESTIC ONLY.
64	P-594	<u>WASHER</u>
65	P-3073	<u>PIN</u> - CONNECTS ITEM #28 TO ITEM #30 THIS PAGE.
66	P-1565	<u>TAPERED REAMER</u> - USE TO INSTALL ITEMS #40 & #45.
67	P-1546	<u>HAND REAMER TOOL</u>
		ADDITIONAL:
20	P-16155	<u>LEVER</u> - NEW DESIGN WITH BUSHING AND SLEEVE ATTACHED. THIS STYLE IS NORMALLY USED ON 1650's BUT CAN BE USED ON 1250 PROVIDED THEY ARE USED WITH EITHER OF THE TWO PARTS LISTED BELOW.
21	P-16151	<u>LEVER</u> - (BENT LEVER - WITH TAB). ONLY USE WITH P-16155.
21	P-16156	<u>LEVER</u> - (STRAIGHT LEVER - WITH TAB). ONLY USE WITH P-16155.

DRAWING #9
IMPRESSION CYLINDER ASSEMBLY - 1250 O.S. & N.S.

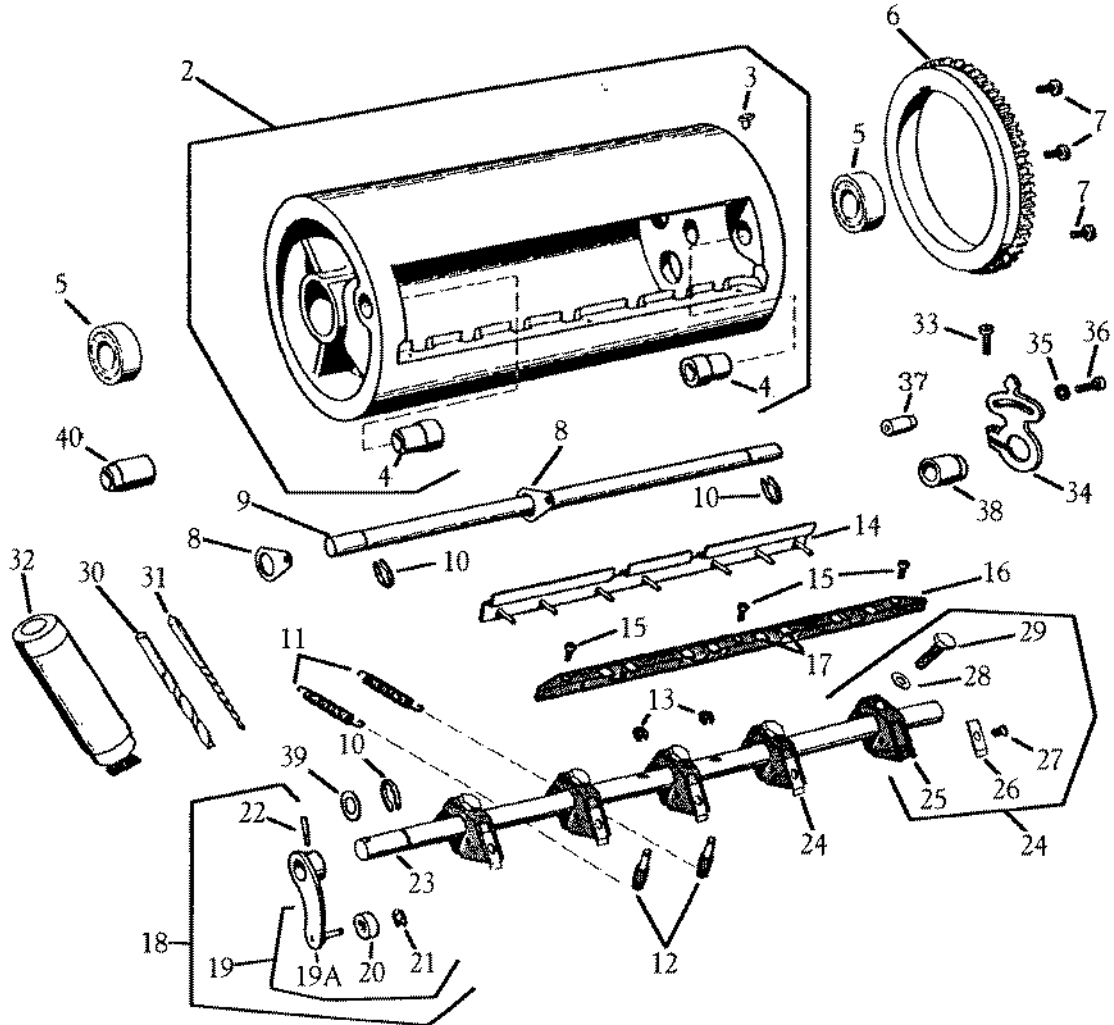
SEE PAGE 23B FOR
 ALL MATING GEARS.

SEE PAGE #33 FOR
 IMP. CYLINDER
 OPERATING CAM.



NON-OPERATORS SIDE
 RIGHT HAND

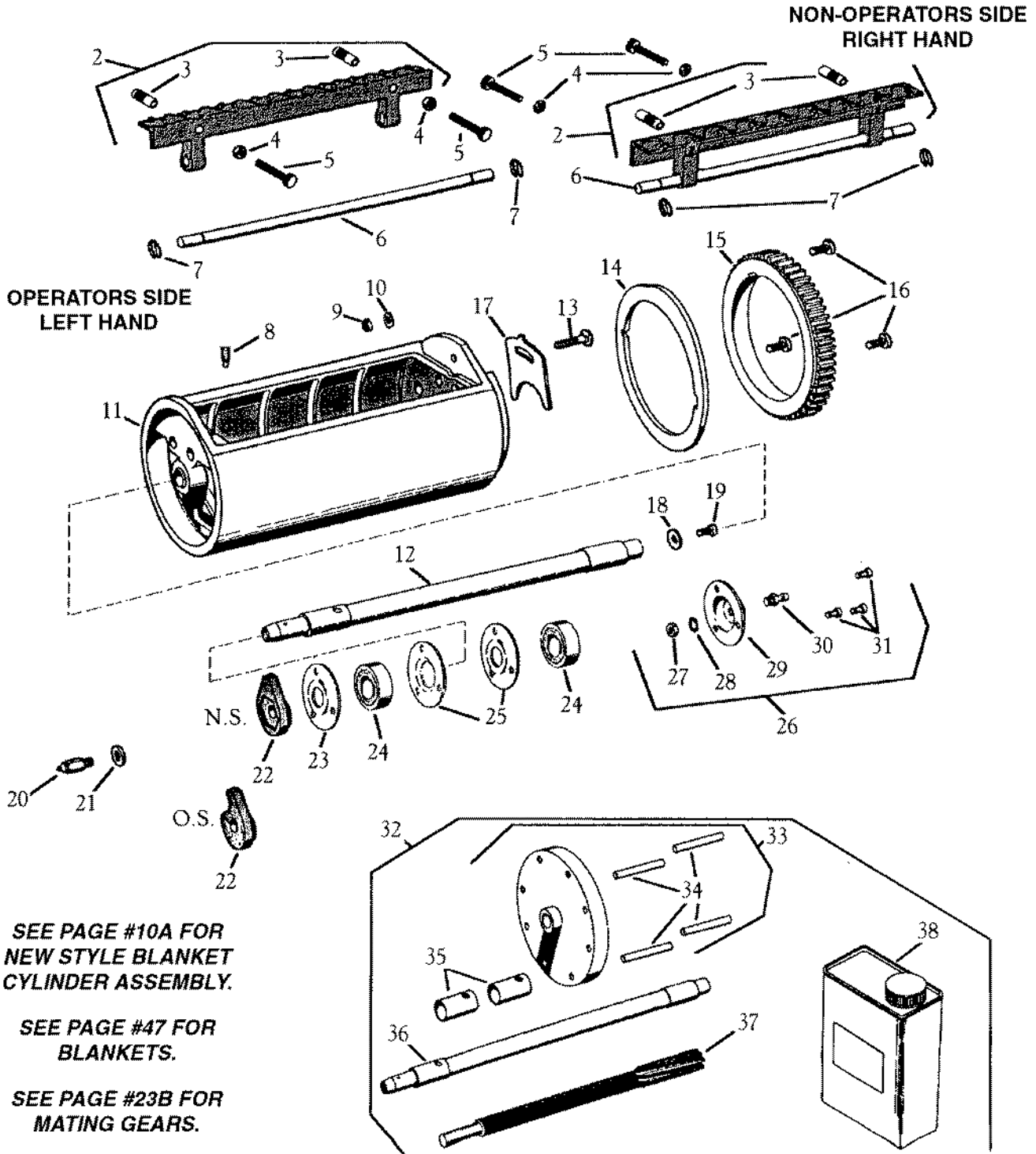
OPERATORS SIDE
 LEFT HAND



Page #9
IMPRESSION CYLINDER ASSEMBLY - 1250 O.S. & N.S.

KEY #	PART#	DESCRIPTION
1	P-12163	<u>RESURFACED IMPRESSION CYLINDER ASSEMBLY</u> - COMPLETE. 1250N (CHUTE DELIVERY)
2	P-12193	<u>RESURFACED STAINLESS STEEL IMPRESSION CYLINDER</u> - 1250 NEW STYLE. FAST EXCHANGE.
	P-12978	<u>RESURFACED STAINLESS STEEL IMPRESSION CYLINDER</u> - 1250 NEW STYLE. CUSTOMER FURNISHED.
	P-12339	<u>RESURFACED STAINLESS STEEL IMPRESSION CYLINDER</u> - 1250 OLD STYLE. FAST EXCHANGE.
	P-12972	<u>RESURFACED STAINLESS STEEL IMPRESSION CYLINDER</u> - 1250 OLD STYLE. CUSTOMER FURNISHED.
3	P-3092	<u>KEY</u> - 1 PER CYLINDER.
4	P-1233	<u>BUSHING</u> - 2 PER CYLINDER.
5	P-786	<u>BEARING</u> - FOR SHAFT SEE ITEM #35, PAGE 32.
6	P-12791	<u>CYLINDER GEAR</u> - (OLD STYLE) 1/4" TEETH. DRIVEN BY ITEM #32, PAGE 33. DRIVES ITEM #27, PAGE 8.
	P-12191	<u>CYLINDER GEAR</u> - (NEW STYLE) 5/16" TEETH. DRIVEN BY ITEM #32, PAGE 33. DRIVES ITEM #27, PAGE 8.
7	P-270	<u>SCREW</u> - STANDARD SLOTTED. 1/2" LONG THREADS.
	P-12209	<u>SCREW</u> - SPECIAL HEAD. 5/8" LONG THREADS.
8	P-6073	<u>SPRING HOLDER</u> - FITS ONTO ITEM #9, THIS PAGE (NEED 2).
9	P-12308	<u>TIE ROD</u>
10	P-672	<u>C-RING</u>
11	P-12213	<u>SPRING</u> - CLIPS ONTO ITEM #8 & #12, THIS PAGE. 2 FOR NEW STYLE.
	P-12406	<u>SPRING</u> - CLIPS ONTO ITEM #8 & #12, THIS PAGE. 1 FOR OLD STYLE.
12	P-6072	<u>SPRING ANCHOR</u> - (NEW STYLE) FITS THRU ITEM #23, THIS PAGE. 2 FOR NEW STYLE.
	P-9067	<u>SCREW</u> - (OLD STYLE) FITS THRU ITEM #23, THIS PAGE. 1 FOR OLD STYLE.
13	P-680	<u>C-RING</u> - NEW STYLE ONLY.
14	P-12249	<u>EJECTOR PIN BAR</u> - 1250 NEW STYLE (7 PIN).
	P-12422	<u>EJECTOR PIN BAR</u> - NO LONGER AVAILABLE, USE P-12249.
	P-12247	<u>EJECTOR PIN BAR</u> - 1250 OLD STYLE (4 PIN).
15	P-43	<u>SCREW</u>
16	P-14235	<u>ANVIL</u> - NO PAPER STOP PINS.
	P-12235	<u>ANVIL</u> - 1250N.
17	P-3093	<u>PAPER STOP PIN</u> - 8 NEEDED PER ANVIL.
18	P-12203	<u>SHAFT ASSEMBLY</u> - GOES THRU BUSHING ITEM #4, THIS PAGE.
19	P-12207	<u>ARM ASSEMBLY</u>
19A	P-12197	<u>ARM ONLY</u>
20	P-1479	<u>CAM ROLLER</u>
21	P-668	<u>C-RING</u>
22	P-428	<u>TAPER PIN</u> - SEE ITEMS #30, #31 & #32.
23	P-12205	<u>SHAFT ONLY</u> - SOLD SEPARATELY BUT NEED PROPER TOOLS TO INSTALL. SEE ITEMS #30, #31 & #32.
24	P-12182	<u>GRIPPER HOLDER ASSEMBLY</u> - 5 NEEDED PER ASSEMBLY.
25	P-12189	<u>GRIPPER HOLDER</u>
26	P-12245	<u>FINGER</u> - 3/8" WIDE TIP.
26A	P-12237	* <u>FINGER</u> - 1/8" WIDE TIP. 1250M & MG ONLY. NOT PART OF P-12182, ITEM #24.
27	P-12187	<u>SCREW</u> - SPECIAL.
28	P-586	<u>WASHER</u>
29	P-96	<u>HEX SCREW</u>
30	P-1589	<u>DRILL BIT</u> - FOR P-12205 SHAFT. ITEM #23, THIS PAGE.
31	P-1721	<u>TAPERED REAMER</u> - FOR P-12205 SHAFT. ITEM #23, THIS PAGE.
32	P-1546	<u>HAND REAMER TOOL</u> - FOR P-12205 SHAFT. ITEM #23, THIS PAGE.
33	P-8082	<u>SHOULDER SCREW</u>
34	P-12208	<u>ADJUSTING SECTOR</u>
35	P-702	<u>WASHER</u>
36	P-4247	<u>SCREW</u> - SPECIAL.
37	P-12202	<u>THREADED SLEEVE NUT</u>
38	P-1272	<u>BUSHING</u> - STEEL. 1250 NEW STYLE. SEE ITEM #36, PAGE 32 FOR IMPRESSION CYLINDER SHAFT.
	P-12400	<u>BUSHING</u> - 1250 OLD STYLE. OBSOLETE - NOW USING P-1272, ITEM #38.
39	P-5499	<u>WASHER</u> - OLD STYLE ONLY.
40	P-12872	<u>BUSHING</u> - STEEL. 1250 OLD STYLE. NON-ECCENTRIC.
	P-1276	<u>BUSHING</u> - BRONZE OIL-LITE. NEW STYLE. ECCENTRIC.

DRAWING #10
BLANKET CYLINDER ASSEMBLY - 1250 O.S. (10 X 15)



SEE PAGE #10A FOR
 NEW STYLE BLANKET
 CYLINDER ASSEMBLY.

SEE PAGE #47 FOR
 BLANKETS.

SEE PAGE #23B FOR
 MATING GEARS.

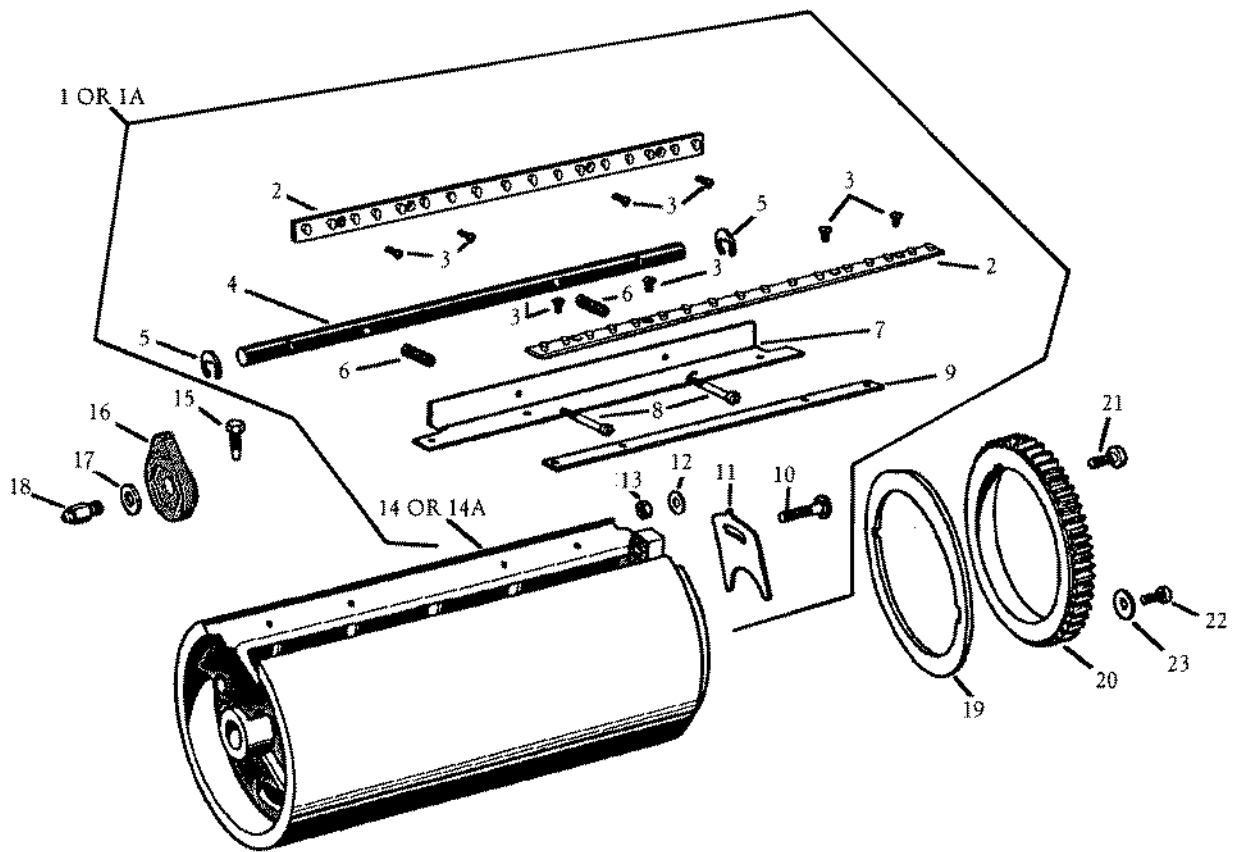
BLANKET CYLINDER ASSEMBLY - 1250 O.S. (10X 15)

KEY #	PART#	DESCRIPTION
1	P-12296	<u>BLANKET CYLINDER & CLAMP ASSEMBLY</u> - CONSISTS OF ITEMS #2 THROUGH #12.
2	P-12258	<u>CLAMP ASSEMBLY</u> - 2 PER CYLINDER.
3	P-12361	<u>INSERT</u> - 2 PER CLAMP.
4	P-481	<u>NUT</u>
5	P-1095	<u>THUMB SCREW</u> - 1250 STANDARD.
	P-12204	<u>THUMB SCREW</u> - 1250 LONG.
6	P-12308	<u>SHAFT</u> - 2 PER CYLINDER.
7	P-672	<u>C-RING</u>
8	P-12292	<u>PILOT SCREW</u> - TAPERED END.
	P-12514	<u>PILOT SCREW</u> - 1250 OLD STYLE WITH ROUNDED END. SEE NOTE 3.
9	P-492	<u>NUT</u>
10	P-596	<u>WASHER</u>
11	P-12194	<u>RESURFACED BLANKET CYLINDER</u> - FAST EXCHANGE.
12	P-12290	<u>SHAFT</u> - .750 DIA.
13	P-962	<u>LOCKING BOLT</u>
14	P-12178	<u>CAM BAND</u>
15	P-12196	<u>BLANKET CYLINDER GEAR</u> - 1250 OLD STYLE. OPERATES ITEM #20, PAGE 32 AND OPERATES BRAKE SHOE FOR COUNTER OPERATING LEVER ITEM #60, PAGE 33.
16	P-270	<u>SCREW</u>
17	P-12284	<u>ADJUSTING KEY</u>
18	P-1388	<u>WASHER</u>
19	P-169	<u>SCREW</u>
20	P-7075	<u>GREASE FITTING</u>
21	P-598	<u>WASHER</u>
22	P-12298	<u>OPERATING CAM</u> - NEW STYLE. OPERATES ITEM #20, PAGE 32, & ITEM #60, PAGE 33.
	P-12998	<u>OPERATING CAM</u> - OLD STYLE. OPERATES ITEM #20, PAGE 32, & ITEM #60, PAGE 33.
23	P-12294	<u>OUTTER GREASE BEARING</u> - ATTACHES ON OUTSIDE OF SIDE FRAME.
24	P-781	<u>BALL BEARING</u>
25	P-12288	<u>INNER GREASE BEARING</u> - ATTACHES ON INSIDE OF SIDE FRAME.
26	P-12295	<u>BEARING CAP ASSEMBLY</u> - ATTACHES ON OUTSIDE OF SIDE FRAME.
27	P-5452	<u>NUT</u> - SPECIAL.
28	P-5461	<u>WASHER</u>
29	P-12297	<u>GREASE BEARING CAP</u>
30	P-1976	<u>GREASE FITTING</u>
31	P-159	<u>SCREW</u>
32	P-5063	<u>BLANKET CYLINDER REPAIR KIT</u> - SEE NOTE #2.
33	P-5954	<u>TOOL</u> - USED FOR BOTH OLD STYLE & NEW STYLE CYLINDERS.
34	P-3034	<u>DOWEL PIN</u> - 4 EA.
35	P-5840	<u>BUSHING</u> - 2 EA.
36	P-12290	<u>SHAFT</u> - .750 DIA.
37	P-5953	<u>REAMER</u>
38	P-5064	<u>TAP MAGIC</u>
39	P-12302	<u>SHAFT</u> - .760 DIA. (OVERSIZED). <i>SEE NOTE #1.</i>
		<p>NOTE #1: SHAFT NUMBER P-12302 IS .010 OVERSIZED AND IS TO BE USED ONLY IF YOUR CYLINDER HAS BEEN PREVIOUSLY RESURFACED, BORED AND BUSHED AND YOUR BUSHINGS ARE WORN OUT.</p> <p>NOTE #2: WHY BUY A NEW BLANKET CYLINDER WHEN YOU CAN SAVE TIME AND MONEY BY FIXING IT YOURSELF? OUR BLANKET CYLINDER REPAIR KIT & TOOL IS DESIGNED TO FIT BOTH OLD & NEW STYLE CYLINDERS. SIMPLY PUNCH THE 4 DOWEL PINS INCLUDED WITH YOUR KIT INTO THE HOLES MARKED "O" FOR OLD STYLE & "N" FOR NEW STYLE ON FLAT END OF TOOL. THEN PLACE TOOL ONTO CYLINDER. MAKE SURE TOOL IS COMPLETELY FLUSH AGAINST CYLINDER. TAKE THE REAMER AND ANY STANDARD 1/2" DRILL AND CAREFULLY REAM OUT CYLINDER BORE. THEN REPEAT PROCESS ON OTHER END OF CYLINDER. PLACE BUSHINGS PROVIDED INTO CYLINDER AND REINSTALL INTO PRESS.</p> <p>NOTE #3: ITEM #8, P-12514 OLD STYLE SCREW IS AVAILABLE IF YOU NEED ONLY THE SCREW, BUT THE OLD STYLE SCREW WILL NOT FIT NEW STYLE SHAFT P-12302 OR P-12290.</p>

DRAWING #10A
BLANKET CYLINDER ASSEMBLY - 1250 N.S. (11 X 17)

OPERATORS SIDE
LEFT HAND

NON-OPERATORS SIDE
RIGHT HAND



SEE PAGE #10 FOR OLD STYLE BLANKET CYLINDER ASSEMBLY.

SEE PAGE #10 FOR BLANKET CYLINDER SHAFT.

SEE PAGE #23B FOR MATING GEARS.

SEE PAGE #47 FOR BLANKETS.

Page #10A
BLANKET CYLINDER ASSEMBLY - 1250 N.S. (11 X 17)

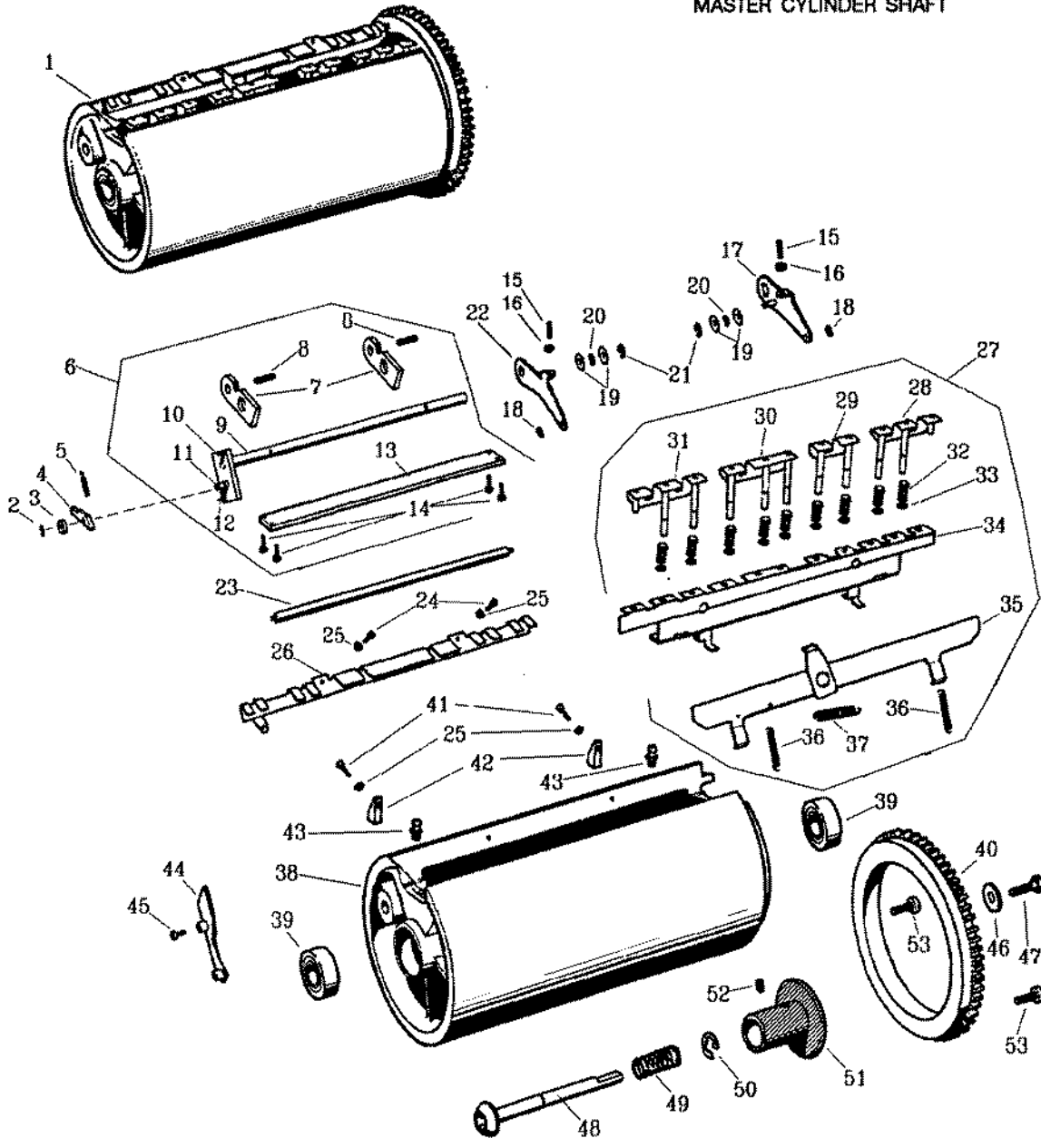
KEY #	PART#	DESCRIPTION
1	P-14002	<u>RESURFACED BLANKET CYLINDER ASSEMBLY</u> - COMES WITH ITEMS #2 THRU #14.
1A	P-14258	<u>BLANKET CYLINDER CLAMP KIT-TRAILING</u> - CONSISTS OF ITEMS #2, #3 & ITEMS #6 THRU #9.
2	P-12922	<u>BLANKET CLAMP</u> - 17 POINT.
3	P-12921	<u>SCREW</u>
4	P-12918	<u>SHAFT</u> - FOR CLAMP ASSEMBLY.
5	P-672	<u>C-RING</u>
6	P-12390	<u>SPRING</u>
7	P-14003	<u>BRACKET</u> - MOUNTS TO SHAFT ITEM #4.
8	P-12204	<u>BLANKET CLAMP SCREW</u>
9	P-14004	<u>NUT BAR</u>
10	P-962	<u>CARRIAGE BOLT</u>
11	P-12284	<u>KEY SECTOR</u>
12	P-596	<u>WASHER</u>
13	P-492	<u>NUT</u>
14	P-12992	<u>RESURFACED BLANKET CYLINDER 11 X 17</u> - FAST EXCHANGE.
14A	P-12976	<u>RESURFACED BLANKET CYLINDER 11 X 17</u> - CUSTOMER FURNISHED. DOES NOT COME WITH CYLINDER ASSEMBLY #.
15	P-12292	<u>PILOT SCREW</u>
16	P-12298	<u>CAM</u> - OPERATES ITEM #60, PAGE33, & ITEM #20, PAGE 32.
17	P-598	<u>WASHER</u>
18	P-7075	<u>GREASE FITTING</u>
19	P-12178	<u>CAM BAND</u>
20	P-12214	<u>BLANKET CYLINDER GEAR</u> - HARDENED.
21	P-270	<u>SCREW</u>
22	P-169	<u>SCREW</u>
23	P-1388	<u>WASHER</u>

DRAWING #11
MASTER (PLATE) CYLINDER ASSEMBLY - (16-1/2" AUTO PHOTO DIRECT CLAMP)
& MASTER CYLINDER ADJUSTING WRENCH

OPERATORS SIDE
LEFT HAND

NON-OPERATORS SIDE
RIGHT HAND

SEE PAGE 29 FOR
MASTER CYLINDER SHAFT



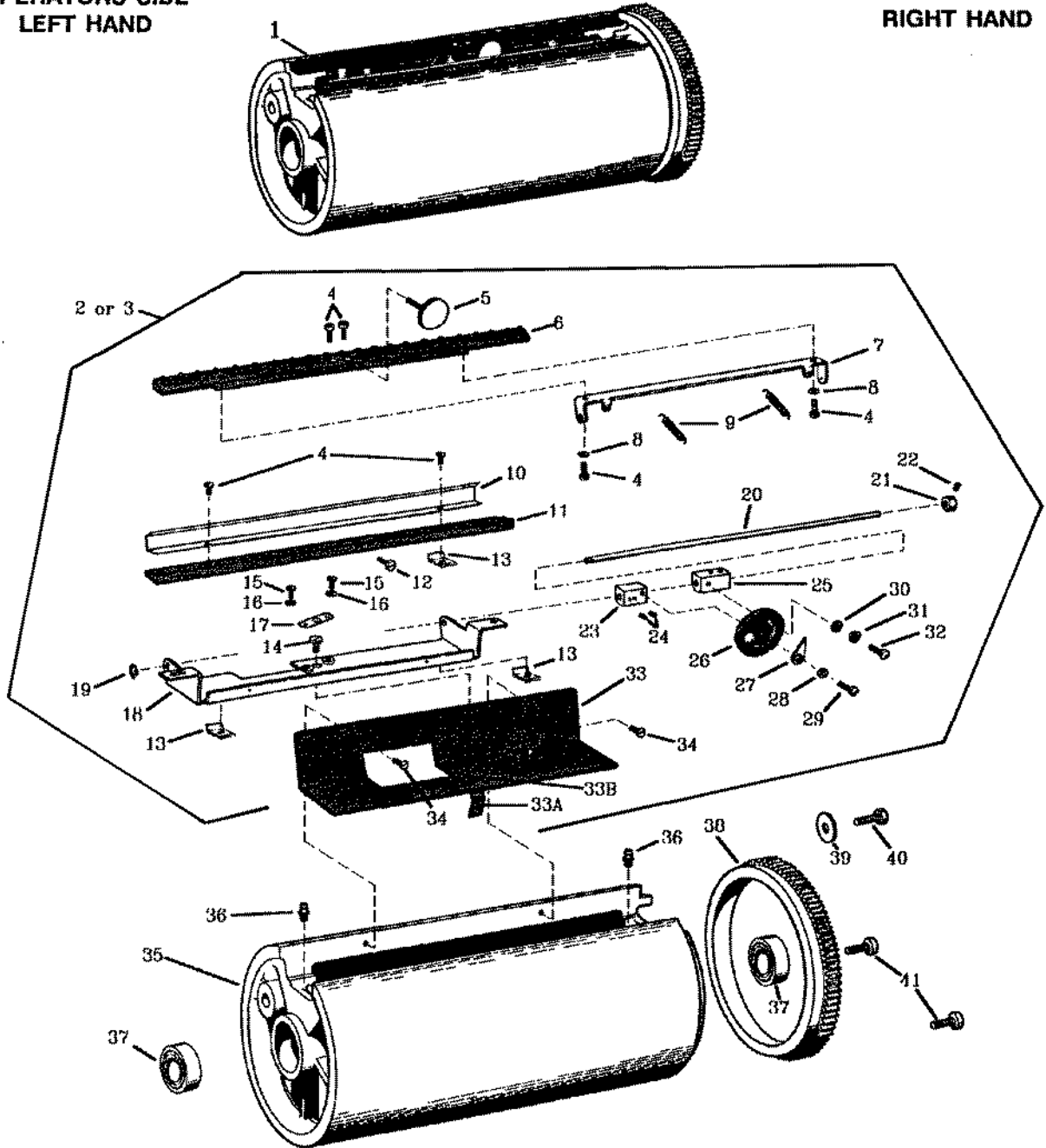
MASTER (PLATE) CYLINDER ASSEMBLY - (16-1/2" AUTO PHOTO DIRECT CLAMP) & ADJUSTING WRENCH

KEY #	PART#	DESCRIPTION
1	P-12246	<u>RESURFACED MASTER CYLINDER ASSEMBLY</u> - COMPLETE.
2	P-668	<u>C-RING</u>
3	P-5850	<u>CAM</u>
4	P-12363	<u>PAWL</u> - GOES ON ITEM #11, THIS PAGE.
5	P-12619	<u>SPRING</u> - CONNECTS TO ITEMS #10 & #4, THIS PAGE.
6	P-12385	<u>ARM & SHAFT ASSEMBLY</u>
7	NO #	<u>ARM</u> - NOT SOLD SEPARATELY. USE P-12385 ITEM #6, THIS PAGE.
8	P-390	<u>ROLL PIN</u>
9	NO #	<u>SHAFT ASSEMBLY</u> - NOT SOLD SEPARATELY. USE P-12385 ITEM #6, THIS PAGE.
10	P-6074	<u>SPRING ANCHOR PIN</u> - FOR SPRING ITEM #5, THIS PAGE.
11	P-9077	<u>C-RING STUD</u>
12	P-3094	<u>DOWEL PIN</u>
13	P-12389	<u>BAR</u>
14	P-39	<u>SCREW</u> - GOES THRU ITEM #13 INTO ITEM #7.
15	P-852	<u>SET SCREW</u>
16	P-465	<u>NUT</u>
17	P-12377	<u>RIGHT HAND ADJUSTING PLATE</u> - ATTACHES TO ITEM #23, THIS PAGE.
18	P-664	<u>C-RING</u>
19	P-574	<u>WASHER</u>
20	P-650	<u>SPRING ANCHOR</u>
21	P-680	<u>C-RING</u>
22	P-12379	<u>LEFT HAND ADJUSTING PLATE</u> - ATTACHES TO ITEM #23, THIS PAGE.
23	P-12374	<u>ACTUATING ROD</u> - FITS THRU ITEMS #17 & #22, THIS PAGE.
24	P-169	<u>SCREW</u>
25	P-625	<u>LOCK WASHER</u>
26	P-12365	<u>TRAILING ANVIL</u> - MOUNTS DIRECTLY TO CYLINDER BY ITEM #24.
27	P-12367	<u>CLAMP ASSEMBLY</u>
28	P-12299	<u>BLADE</u>
29	P-12357	<u>BLADE</u>
30	P-12323	<u>BLADE</u>
31	P-12351	<u>BLADE</u>
32	P-12353	<u>SPRING</u> - NEED 9 PER ASSEMBLY.
33	P-666	<u>C-RING</u> - NEED 9 PER ASSEMBLY.
34	P-12341	<u>CHANNEL</u>
35	P-12345	<u>TAIL CLAMP</u> - CONNECTS ONTO ITEM #34 BY ITEM #36 SPRING.
36	P-12333	<u>SPRING</u> - CONNECTS TO ITEMS #35 #34, THIS PAGE.
37	P-12309	<u>SPRING</u> - FOR RELEASE LATCH ON ITEM #35.
38	P-12337	<u>CYLINDER BODY</u> - 1250 N & 1250 LW. WITH CUSTOMER TRADE IN.
	P-12335	<u>CYLINDER BODY</u> - 1250 N & 1250LW. NO CUSTOMER TRADE IN.
39	P-786	<u>BALL BEARING</u>
40	P-12313	<u>MASTER CYLINDER GEAR</u> - HARDENED. STAMPED "O".
41	P-12349	<u>SCREW</u> - MOUNTS THRU ITEMS #42 & #34 INTO CYLINDER.
42	P-12391	<u>BLOCK</u> - NOT PART OF ASSEMBLY P-12367 ITEM #27.
43	P-1976	<u>GREASE FITTING</u>
44	P-12354	<u>CAM ASSEMBLY</u> - NOT PART OF CYLINDER ASSEMBLY.
45	P-62	<u>SCREW</u> - NOT PART OF CYLINDER ASSEMBLY.
46	P-593	<u>WASHER</u>
47	P-88	<u>HEX HEAD SCREW</u>
48	P-12236	<u>WRENCH</u> - CYLINDER ADJUSTMENT. 1250 N.S. - FOR ITEM #47, THIS PAGE. (5-5/16" LONG)
	P-12266	<u>WRENCH</u> - CYLINDER ADJUSTMENT. 1250 O.S. - FOR ITEM #47, THIS PAGE. (3" LONG)
49	P-12238	<u>SPRING</u>
50	P-671	<u>C-RING</u>
51	P-12270	<u>KNOB</u> - CYLINDER ADJUSTMENT.
52	P-883	<u>SET SCREW</u>
53	P-8083	<u>SCREW</u>

DRAWING #11A
MASTER (PLATE) CYLINDER ASSEMBLY - (16-1/2" ANGULAR ADJUSTMENT CLAMP)

**OPERATORS SIDE
 LEFT HAND**

**NON-OPERATORS SIDE
 RIGHT HAND**



SEE PAGE 29 FOR MASTER CYLINDER SHAFT
 SEE PAGE 11 FOR MASTER CYLINDER ADJUSTING WRENCH

MASTER (PLATE) CYLINDER ASSEMBLY - (16-1/2" ANGULAR ADJUSTMENT CLAMP)

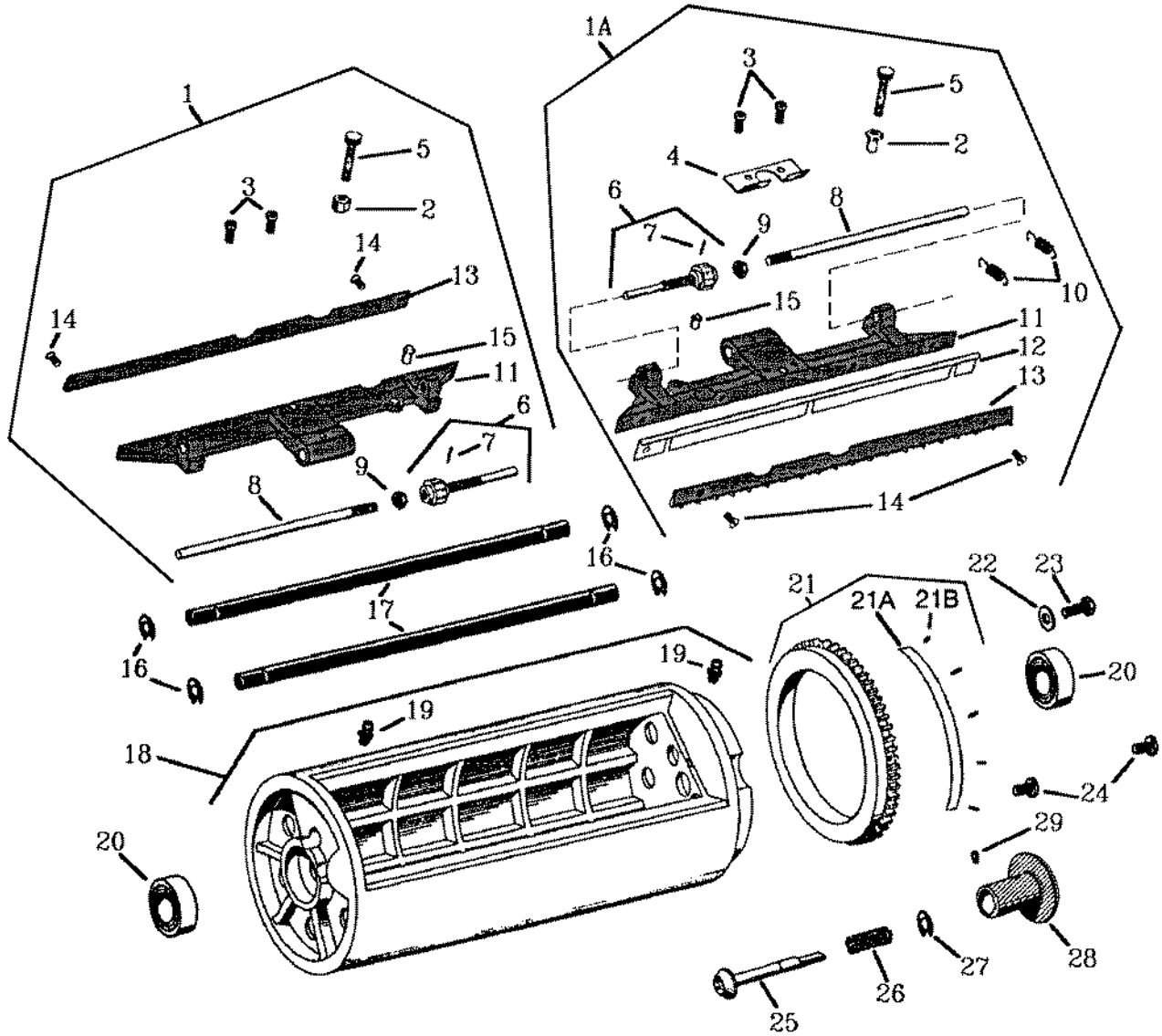
KEY #	PART#	DESCRIPTION
1	P-12697	<u>RESURFACED MASTER CYLINDER ASSEMBLY COMPLETE</u> - COMES WITH P-12682 RESURFACED CYLINDER.
2	P-12702	<u>MASTER CYLINDER PIN BAR & CLAMP ASSEMBLY</u> - COMES WITH SHELF, ITEM #33.
3	P-12717	<u>PIN BAR & CLAMP ASSEMBLY</u> - DOES NOT COME WITH SHELF, ITEM #33.
4	P-161	<u>SCREW</u>
5	P-1067	<u>THUMB SCREW</u>
6	P-12746	<u>ADJUSTABLE PIN BAR</u> - TRAILING. (22 POINT) - MOUNTS TO ITEM #25.
7	P-12729	<u>CLAMP</u>
8	P-624	<u>WASHER</u>
9	P-12724	<u>SPRING</u> - ATTACHES TO ITEMS #7 & #18, THIS PAGE.
10	P-12751	<u>MASTER LEAD RETAINER</u>
11	P-12739	<u>PIN BAR</u> - LEAD. (22 POINT).
12	P-303	<u>SCREW</u>
13	P-12749	<u>CLIP NUT</u>
14	P-8089	<u>MOUNTING SHOULDER SCREW</u>
15	P-191	<u>SCREW</u>
16	P-623	<u>LOCK WASHER</u>
17	P-12738	<u>RETAINER</u> - FOR SHOULDER SCREW, ITEM #14, THIS PAGE.
18	P-12716	<u>PIN BAR MOUNTING BRACKET</u>
19	P-664	<u>C-RING</u> - CLIPS ONTO SHAFT, ITEM #20.
20	P-12726	<u>SHAFT</u> - GOES THRU ITEM #18 & ITEM #7, THIS PAGE.
21	P-927	<u>COLLAR</u>
22	P-3	<u>SET SCREW</u>
23	P-12734	<u>MOUNTING BLOCK</u>
24	P-1089	<u>SET SCREW</u>
25	P-12736	<u>ADJUSTING BLOCK</u> - FOR PIN BAR, ITEM #6.
26	P-12744	<u>ADJUSTING WHEEL</u> - FOR PIN BAR, ITEM #6.
27	P-12745	<u>POINTER</u>
28	P-1402	<u>COLLAR</u>
29	P-172	<u>SCREW</u>
30	P-1887	<u>FLAT WASHER</u>
31	P-650	<u>SPRING WASHER</u>
32	P-8090	<u>SHOULDER SCREW</u>
33	P-12705	<u>SHELF</u> - ATTACHES TO MASTER CYLINDER ITEM #35, THIS PAGE.
33A	P-14705	<u>SPRING CLIP</u> - PART OF ITEM #33, THIS PAGE.
33B	NO #	<u>RIVET</u> - (NOT SOLD SEPARATELY) FOR SPRING CLIP ITEM #33, THIS PAGE.
34	P-12375	<u>SCREW</u> - SHELF MOUNTING.
35	P-12682	<u>RESURFACED MASTER CYLINDER</u> - NS (16 1/2" ANGULAR ADJUSTING CLAMP)
35	P-12698,	<u>RESURFACED MASTER CYLINDER</u> - NS (16 1/2" ANGULAR ADJUSTING CLAMP) <u>DOES NOT COME WITH P-</u>
<u>12697.</u>		
36	P-1976	<u>GREASE FITTING</u> - COMES WITH CYLINDER, P-12698.
37	P-786	<u>BALL BEARING</u>
38	P-12313	<u>MASTER CYLINDER GEAR</u> - HARDENED - STAMPED "H".
39	P-593	<u>WASHER</u>
40	P-88	<u>SCREW</u> - NEED 1.
41	P-8083	<u>GEAR MOUNTING SCREW</u> - NEED 2.

NOTE: SEE PAGE 11 FOR MASTER CYLINDER ADJUSTING WRENCH.
SEE PAGE 29 FOR MASTER CYLINDER SHAFT.

DRAWING #11B
MASTER (PLATE) CYLINDER - 1250 O.S. (10 X 15)

**OPERATORS SIDE
 LEFT HAND**

**NON-OPERATORS SIDE
 RIGHT HAND**



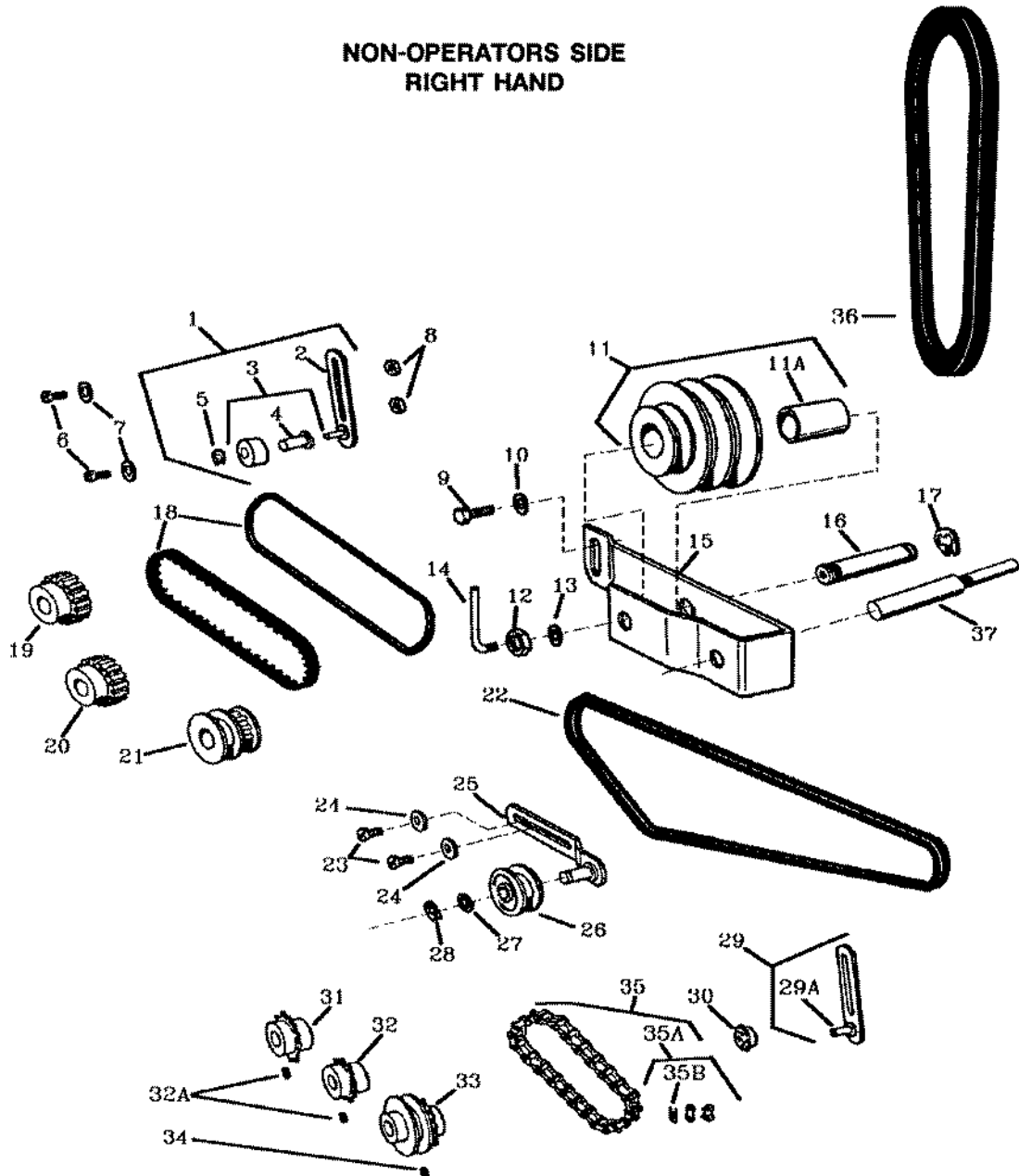
SEE PAGE 29A FOR OLD STYLE MASTER CYLINDER SHAFT

Page #11B
MASTER (PLATE) CYLINDER - 1250 O.S. (10 X 15)

KEY #	PART#	DESCRIPTION
1	P-12788	<u>MASTER CYLINDER CLAMP ASSEMBLY</u> - LEAD CLAMP.
1A	P-12790	<u>MASTER CYLINDER CLAMP ASSEMBLY</u> - TRAILING CLAMP.
2	P-12796	<u>SHOULDER NUT</u> - (7/16 WR. x 1/8 THK.) USE WITH ITEM #1A, THIS PAGE.
	P-1898	<u>NUT</u> - (7/16 WR. x 5/16 THK.) USE WITH ITEM #1, THIS PAGE.
3	P-159	<u>SCREW</u>
4	P-12761	<u>CLAMP HANDLE</u>
5	P-1095	<u>THUMB SCREW</u>
6	P-12812	<u>ADJUSTING SCREW ASSEMBLY</u>
7	P-421	<u>TAPER PIN</u>
8	P-12793	<u>ADJUSTING ROD</u>
9	P-497	<u>NUT</u>
10	P-12762	<u>SPRING</u> - 2 PER CLAMP.
11	P-12788-C	<u>CLAMP ONLY</u> - FOR BOTH LEAD AND TRAILING.
12	P-12797	<u>RETAINER</u> - CAN ONLY BE USED WITH NUTS WITH 5/16 DIA. SHOULDER. SEE #2.
13	P-12760	<u>PIN BAR</u> - 18 POINT, 10", WITH 2 SEMI-ROUND CUT OUTS.
	P-12771	<u>PIN BAR</u> - 9 POINT, 10", WITH SQUARE CUT OUT IN CENTER.
14	P-12770	<u>SCREW</u>
15	P-12523	<u>BALL RETAINER</u>
16	P-672	<u>C-RING</u> - GOES ON INSIDE OF CYLINDER ON ITEM #17.
17	P-12308	<u>SHAFT</u> - CYLINDER CLAMP MOUNTING.
18	P-12910	<u>RESURFACED MASTER CYLINDER</u> - 1250 O.S. CUSTOMER FURNISHED.
	P-12911	<u>RESURFACED MASTER CYLINDER</u> - 1250 O.S. FAST EXCHANGE.
19	P-1976	<u>GREASE FITTING</u>
20	P-786	<u>BALL BEARING</u>
21	P-12313	<u>MASTER CYLINDER GEAR</u> - HARDENED - STAMPED (O).
21A	P-36202	<u>SCALE</u>
21B	P-1040	<u>DRIVE SCREW</u>
22	P-593	<u>WASHER</u>
23	P-88	<u>SCREW</u> - 1 PER CYLINDER. FOR CYLINDER ALIGNMENT.
24	P-8083	<u>SCREW</u> - 2 PER CYLINDER. FOR CYLINDER GEAR LOCK ONLY.
25	P-12266	<u>WRENCH</u> - 1250 O.S. - FOR ITEM #23, THIS PAGE. 3" LONG.
26	P-12238	<u>SPRING</u>
27	P-671	<u>C-RING</u>
28	P-12270	<u>KNOB</u> - MASTER CYLINDER ADJUSTMENT.
29	P-883	<u>SET SCREW</u>

DRAWING #12
CONVEYOR BRACKETS & CONVEYOR DRIVE PULLEYS

NON-OPERATORS SIDE
RIGHT HAND



SEE PAGE 23C FOR PULLEY & V-BELT CONNECTIONS

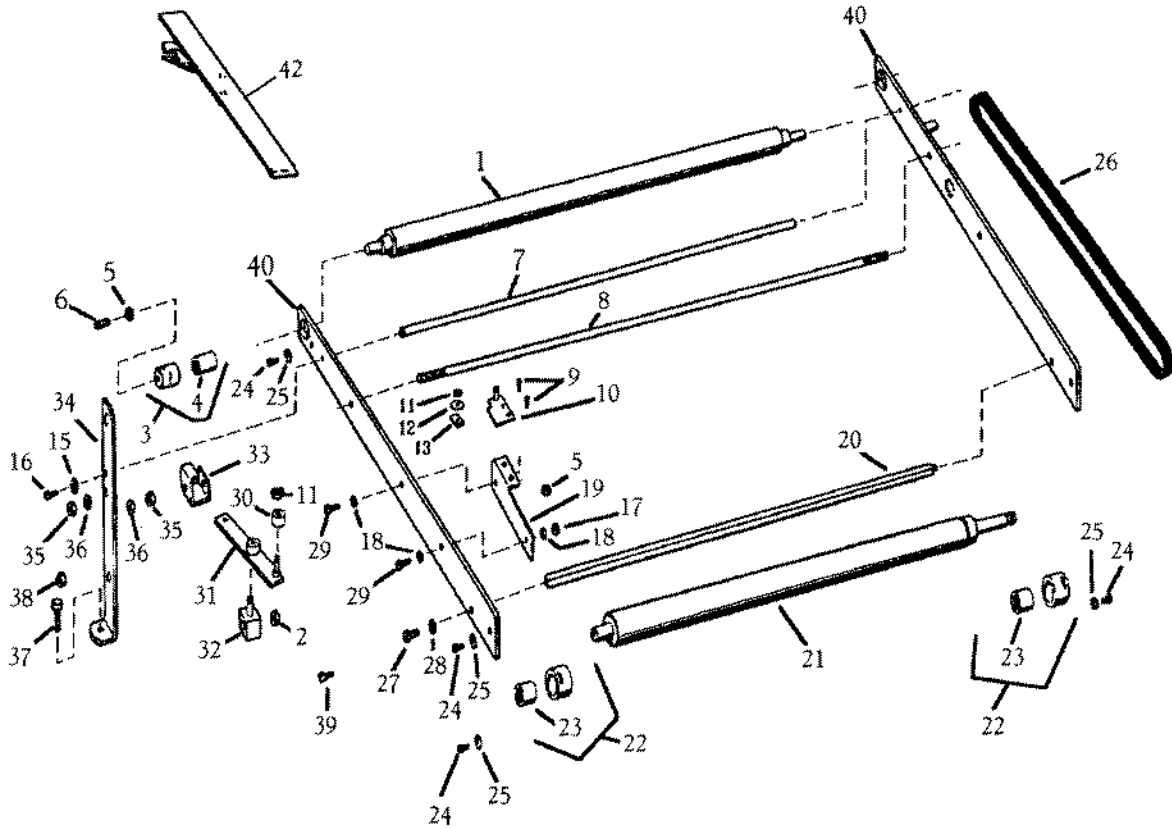
Page #12
CONVEYOR BRACKETS & CONVEYOR DRIVE PULLEYS

KEY #	PART#	DESCRIPTION
1	P-12579	<u>BELT TIGHTENER ASSEMBLY</u> - NEW STYLE. TIGHTENS DOWN BELT ITEM #18, THIS PAGE. ATTACHES TO FEEDER.
2	P-12561	<u>ARM ASSEMBLY</u>
3	P-12425	<u>ROLLER ASSEMBLY</u>
4	P-1309	<u>BUSHING</u>
5	P-668	<u>C-RING</u>
6	P-132	<u>SCREW</u>
7	P-592	<u>WASHER</u>
8	P-1099	<u>SPACER</u>
9	P-99	<u>SCREW</u>
10	P-598	<u>WASHER</u>
11	P-4259	<u>PULLEY</u> - 60Hz. / 4" MAJOR DIA. (1425 RPM) DRIVEN BY ITEM #49, PAGE 1.
	P-4244	<u>PULLEY</u> - 50Hz. / 3-3/8" MAJOR DIA. (1425 RPM) DRIVEN BY ITEM #49, PAGE 1.
	P-5102	<u>PULLEY</u> - 50Hz. / 5" MAJOR DIA. (1425 RPM) DRIVEN BY ITEM #49, PAGE 1.
11A	P-1996	<u>BUSHING</u>
12	P-510	<u>NUT</u>
13	P-630	<u>WASHER</u>
14	P-12571	<u>OILER TUBE</u>
15	P-12565	<u>PULLEY BRACKET</u> - MOUNTS TO SIDE FRAME ON NON-OPERATORS SIDE.
16	P-9078	<u>PULLEY BEARING</u>
17	P-5344	<u>C-RING</u>
18	P-1667	<u>TIMING BELT</u> - NEW STYLE. DRIVES ITEMS #19, #20, & #21 THIS PAGE.
	P-5486	<u>ROUND BELT</u> - OLD STYLE.
19	P-4257	<u>TIMING PULLEY</u> - NEW STYLE. CONNECTS TO ROLLER ITEM #25, PAGE 7A.
20	P-4258	<u>TIMING PULLEY</u> - NEW STYLE. CONNECTS TO ROLLER ITEM #16, PAGE 7A.
21	P-4242	<u>PULLEY</u> - NEW STLYE.
22	P-1690	<u>V-BELT 49"</u> - DRIVEN BY ITEM #11, & RIDES ON ITEM #26, THIS PAGE.
23	P-132	<u>SCREW</u>
24	P-592	<u>WASHER</u>
25	P-12515	<u>ARM</u>
26	P-4241	<u>TENSION PULLEY</u> - FOR V-BELT ITEM #22, THIS PAGE.
27	P-602	<u>WASHER</u>
28	P-670	<u>C-RING</u>
29	P-12521	<u>CHAIN TENSION BRACKET</u> - OLD STYLE. RIDES ON TOP OF ITEM #35 CHAIN, THIS PAGE.
29A	P-4509	<u>STUD</u>
30	P-12522	<u>IDLER SPROCKET</u> - OLD STYLE.
31	P-12555	<u>SPROCKET</u> - OLD STYLE.
32	P-12559	<u>SPROCKET</u> - OLD STYLE.
32A	P-1082	<u>SET SCREW</u> - FOR ITEM #31 & #32 ONLY.
33	P-5464	<u>CONVEYOR DRIVE PULLEY</u> - OLD STYLE.
34	P-25	<u>SET SCREW</u> - FOR ITEM #33 ONLY.
35	P-12458	<u>CHAIN</u> - OLD STYLE. DRIVES ITEMS #31, #32 & #33, THIS PAGE.
35A	P-4320	<u>LINK KIT</u>
35B	P-4325	<u>SPRING CLIP</u>
36	P-4903	<u>V-BELT 26"</u> - DRIVES ITEM #8 OR #11, PAGE 28. AND DRIVEN BY ITEM #11, THIS PAGE.
37	P-3090	<u>PIN STUD</u> - SEE ITEM #33, PAGE 33.

DRAWING #13
CONVEYOR ROLLERS, TIE RODS & JOGGER LINKAGE

OPERATORS SIDE
LEFT HAND

NON-OPERATORS SIDE
RIGHT HAND

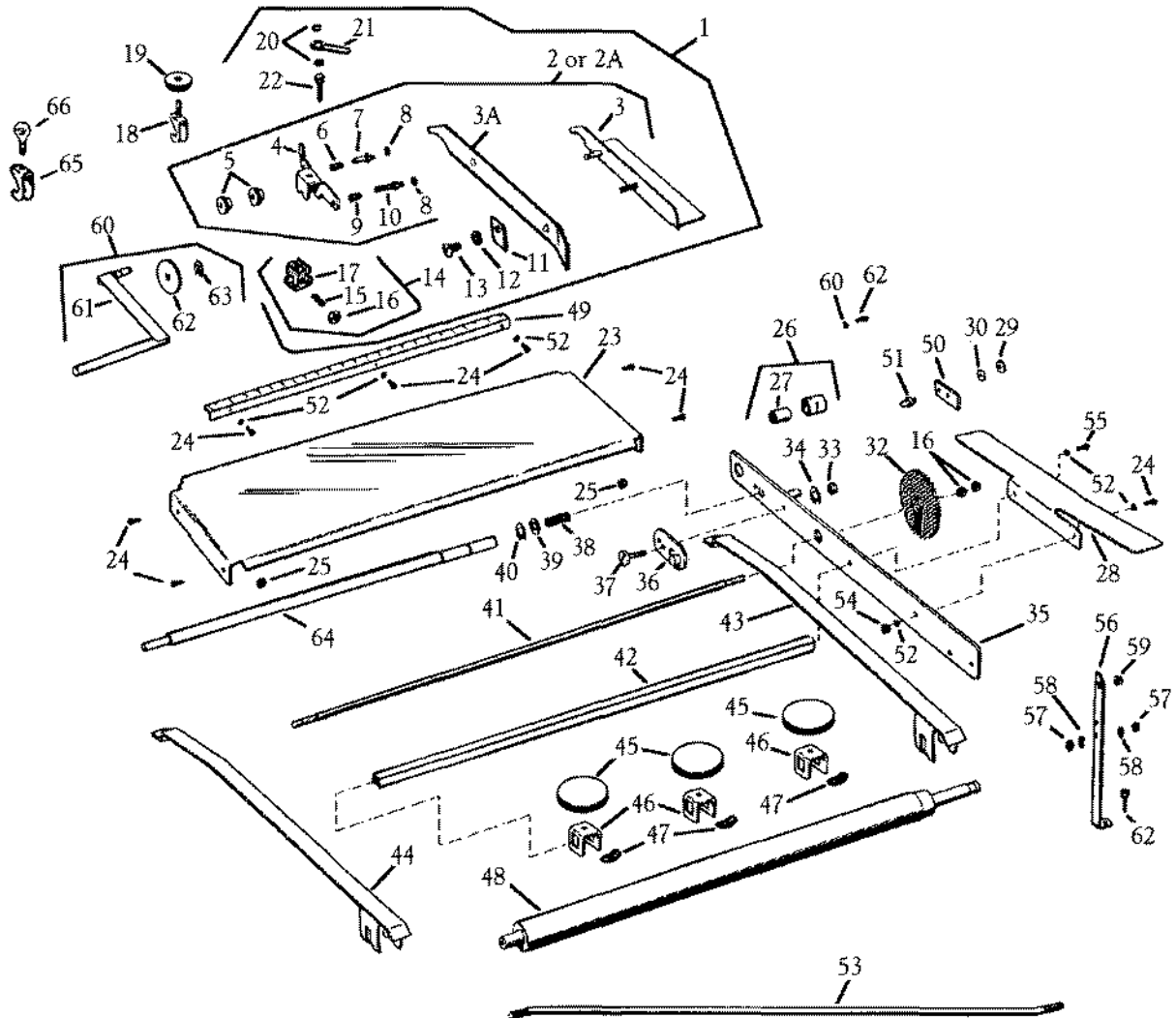


Page #13
CONVEYOR ROLLERS, TIE RODS & JOGGER LINKAGE

KEY #	PART#	DESCRIPTION
1	P-12184	<u>ROLLER</u>
2	P-492	<u>NUT</u> - SEE ITEM #32, THIS PAGE.
3	P-5411	<u>BEARING ASSEMBLY</u> - LEFT HAND.
4	P-773	<u>NEEDLE BEARING</u>
5	P-468	<u>NUT</u>
6	P-859	<u>SCREW</u>
7	P-12185	<u>ROD</u> - 1250 O.S., N.S. & L.W. - GOES THRU ITEM #38, PAGE 14.
8	P-12186	<u>ADJUSTING ROD</u> - 1250 O.S., N.S. & L.W. ALSO SEE ITEM #41, PAGE 14.
9	P-167	<u>SCREW</u>
10	P-12198	<u>PLATE ASSEMBLY</u>
11	P-668	<u>C-RING</u>
12	P-592	<u>WASHER</u>
13	P-12200	<u>BLOCK</u> - GOES INSIDE ITEM #33 & FITS ONTO ITEM #31.
15	P-624	<u>WASHER</u>
16	P-162	<u>SCREW</u>
17	P-466	<u>NUT</u>
18	P-624	<u>LOCK WASHER</u>
19	P-12206	<u>JOGGER CAM ASSEMBLY</u>
20	P-12211	<u>ROD</u>
	P-12303	<u>TIE BAR</u> - 1250 L.W. SEE ITEM #55, PAGE 14.
21	P-12212	<u>ROLLER</u> - CONVEYOR DRIVE. SEE ITEM #48, PAGE 14.
22	P-1295	<u>BEARING ASSEMBLY</u>
23	P-748	<u>NEEDLE BEARING</u>
24	P-158	<u>SCREW</u>
25	P-1391	<u>WASHER</u>
26	P-4955	<u>CONVEYOR TAPE</u> - CLOTH - 5 PER CONVEYOR.
	P-4957	<u>CONVEYOR TAPE</u> - PLASTIC - 5 PER CONVEYOR.
27	P-172	<u>SCREW</u>
28	P-644	<u>LOCK WASHER</u>
29	P-161	<u>SCREW</u> - FOR ITEM #19, THIS PAGE.
30	P-767	<u>CAM</u> - (BALL BEARING) - RIDES ON ITEM 58, PAGE 28.
31	P-12215	<u>LEVER</u> - JOGGER OPERATING.
32	P-12217	<u>PIVOT BLOCK</u>
33	P-12234	<u>JOGGER BRACKET</u> - FITS ONTO SHAFT ITEM #64, PAGE 14.
34	P-12263	<u>CONVEYOR SUPPORT</u> - MOUNTS TO BASE FRAME, OPERATORS SIDE. SEE ITEM #19, PAGE 35.
35	P-488	<u>NUT</u>
36	P-627	<u>LOCK WASHER</u>
37	P-93	<u>SCREW</u>
38	P-489	<u>KEPS NUT</u> - WITH LOCK WASHER. CAN BE USED IN PLACE OF ITEMS #35 & #36. SEE ITEM #53, PAGE 14.
39	P-162	<u>SCREW</u> - WITH WASHER HEAD. CAN BE USED IN PLACE OF ITEMS #27 & #28.
40	P-12376	<u>SIDE ASSEMBLY</u> - RIGHT HAND OR LEFT HAND.
41	P-12380	<u>JOGGER OPERATING ROD</u> - 1250 N.S.
	P-14380	<u>JOGGER OPERATING ROD</u> - 1250 O.S.
42	P-12708	<u>ADJUSTABLE CONVEYOR TAPE BAR</u>

DRAWING #14
CONVEYOR SIDE JOGGER

NON-OPERATORS SIDE
RIGHT HAND



OPERATORS SIDE
LEFT HAND

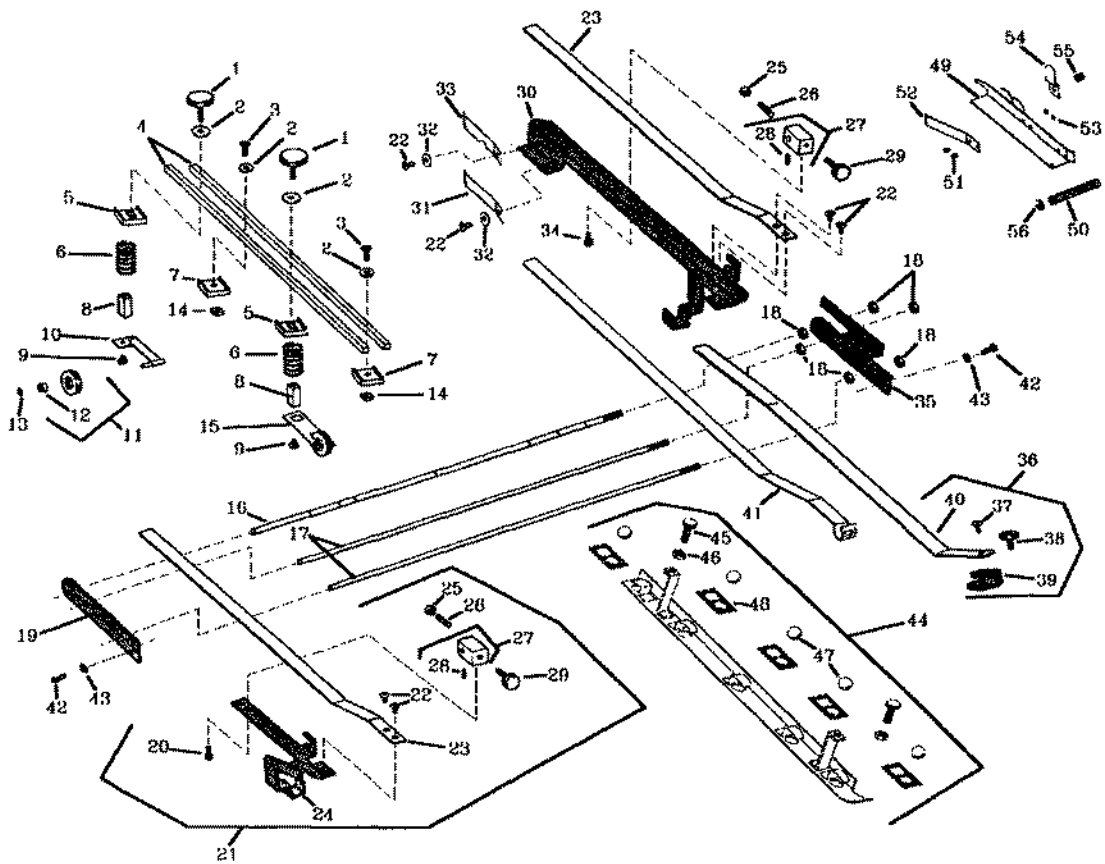
Page #14
CONVEYOR SIDE JOGGER

KEY #	PART#	DESCRIPTION
1	P-12307	<u>JOGGER & CLAMP ASSEMBLY</u> - COMPLETE. 1250 NEW STYLE ONLY.
2	P-12315	<u>JOGGER ASSEMBLY</u> - 1250 OLD STYLE. (NO REPLACEMENT STUDS)
2A	P-12320	<u>JOGGER ASSEMBLY</u> - 1250 NEW STYLE. (REPLACEMENT STUDS AVAILABLE)
3	P-12317	<u>JOGGER GUIDE</u> - 1250 OLD STYLE.
3A	P-12318	<u>JOGGER GUIDE</u> - 1250 NEW STYLE.
4	P-12329	<u>JOGGER BRACKET</u> - 1250 OLD & NEW STYLE.
5	P-12342	<u>THUMB NUT</u> - NEED 2.
6	P-12319	<u>SPRING</u> - 1250 OLD STLYE.
	P-12324	<u>SPRING</u> - 1250 NEW STYLE.
7	P-8088	<u>SHOULDER STUD</u> - REPLACEMENT STUD FOR P-12320, ITEM #2A OR P-12318, ITEM #3A.
8	P-644	<u>LOCK WASHER</u>
9	P-12488	<u>SPRING</u>
10	P-8087	<u>SHOULDER STUD</u> - REPLACEMENT STUD FOR P-12320, ITEM #2A OR P-12318, ITEM #3A.
11	P-12348	<u>PLATE</u> - 1250 NEW STYLE ONLY.
12	P-631	<u>LOCK WASHER</u> - 1250 NEW STYLE ONLY.
13	P-292	<u>SCREW</u>
14	P-12312	<u>BLOCK ASSEMBLY</u>
15	P-1105	<u>BALL PLUNGER</u>
16	P-497	<u>NUT</u>
17	P-12314	<u>BLOCK</u>
18	P-12352	<u>CLAMP</u> - FOR 1250 OLD STYLE SIDE JOGGER. TAKES PLACE OF ITEM #14, THIS PAGE. USE WITH P-546 NUT, ITEM #19, THIS PAGE.
19	P-546	<u>THUMB NUT</u> - FOR 1250 OLD STYLE SIDE JOGGER. TAKES PLACE OF ITEM #21, THIS PAGE. USE WITH P-12352 CLAMP, ITEM #18, THIS PAGE.
20	P-685	<u>C-RING</u> - 1250 NEW STYLE ONLY.
21	P-12325	<u>LOCKING LEVER</u> - 1250 NEW STYLE ONLY.
22	P-12326	<u>SCREW</u>
23	P-12372	<u>CONVEYOR TABLE</u> - 1250 OLD STYLE. (OBSOLETE)
	P-12373	<u>CONVEYOR TABLE</u> - 1250 NEW STYLE.
24	P-161	<u>SCREW</u> - 4 PER TABLE.
25	P-462	<u>NUT</u> - 4 PER TABLE.
26	P-5414	<u>BEARING ASSEMBLY</u>
27	P-773	<u>BEARING</u>
28	P-12364	<u>BELT GUARD</u> - FOR BELT ITEM #22, PAGE 12.
29	P-5348	<u>WASHER</u>
30	P-574	<u>LOCK WASHER</u>
31	P-521	<u>NUT</u>
32	P-12282	<u>ADJUSTING DISC</u>
33	P-468	<u>NUT</u>
34	P-642	<u>LOCK WASHER</u>
35	P-12376	<u>SIDE ASSEMBLY</u>
36	P-12277	<u>LEVER</u>
37	P-8086	<u>SHOULDER SCREW</u>
38	P-12287	<u>SPRING</u> - 1250 N.S. & L.W. ONLY.
	P-12392	<u>SPRING</u> - 1250 O.S. & W ONLY.
39	P-598	<u>WASHER</u>
40	P-668	<u>C-RING</u>
41	P-12186	<u>TIE ROD</u> - 1250 O.S., N.S. & L.W. - THREADED BOTH ENDS. ALSO SEE ITEM #8, PAGE 13.
	P-12005	<u>TIE ROD</u> - 1250 O.S.
42	P-12303	<u>TIE BAR</u> - 1250N ONLY. FOR SCALE ITEM #49, THIS PAGE.
43	P-12291	<u>TAPE SUPPORT</u> - 1250N (LEFT HAND & RIGHT HAND).
44	P-12283	<u>TAPE SUPPORT</u> - 1250N (CENTER ONLY).
45	P-12366	<u>DISC</u> - TAPE RIDER.
46	P-12286	<u>TAPE GUIDE</u> - 3 PER CONVEYOR.
47	P-12285	<u>SPRING</u>
48	P-12212	<u>ROLLER</u> - CONVEYOR DRIVE. SEE ITEM #21, PAGE 13.
49	P-12777	<u>SCALE</u> - MOUNTS TO ITEM #42, THIS PAGE.
50	P-12278	<u>CLAMP</u>
51	P-7092	<u>PIN</u>
52	P-624	<u>WASHER</u>
53	P-12369	<u>BRACE ROD</u> - CONNECTS TO ITEM #34, #35 & #36, PAGE 13 & ITEM #56, THIS PAGE.
54	P-466	<u>NUT</u>
	P-462	<u>KEPS NUT</u> - CAN BE USED IN PLACE OF ITEMS #52 & #54, THIS PAGE
55	P-161	<u>SCREW</u> - SCREWS INTO ITEM #14, PAGE 13.
56	P-12263	<u>CONVEYOR SUPPORT</u> - MOUNTS TO BASE FRAME. NON-OPERATORS SIDE.
57	P-488	<u>NUT</u>
58	P-627	<u>LOCK WASHER</u>
59	P-489	<u>KEPS NUT</u> - CAN BE USED IN PLACE OF ITEMS #57 & #58.
60	P-12434	<u>SKID ROLLER ASSEMBLY</u> - OLD STYLE NARROW WHEEL.
	P-18434	<u>SKID ROLLER ASSEMBLY</u> - OLD STYLE WIDE WHEEL.
61	P-12436	<u>SKID ROLLER ARM</u>
62	P-12454	<u>SKID ROLLER WHEEL</u> - NARROW.
	P-12532	<u>SKID ROLLER WHEEL</u> - WIDE.
63	P-680	<u>C-RING</u>
64	P-12380	<u>JOGGER OPERATING SHAFT</u> - 1250 N.S. - GOES THRU ITEM #33, PAGE 13.
	P-14380	<u>JOGGER OPERATING SHAFT</u> - 1250 O.S. - GOES THRU ITEM #33, PAGE 13.
65	P-12359	<u>CLAMP</u> - FOR 1250. USE WITH P-311 THUMB SCREW, ITEM #66.
66	P-311	<u>THUMB SCREW</u> - FOR P-12359 SKID WHEEL HOLDER.

DRAWING #14A
CONVEYOR REGISTER BAR & PAPER RETAINERS

OPERATORS SIDE
LEFT HAND

NON-OPERATORS SIDE
RIGHT HAND

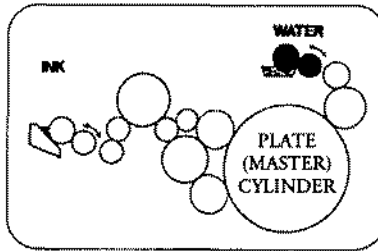


Page #14A
CONVEYOR REGISTER BAR & PAPER RETAINERS

KEY #	PART#	DESCRIPTION
1	P-1562	<u>THUMB SCREW</u>
2	P-590	<u>FLAT WASHER</u>
3	P-225	<u>SCREW</u>
4	P-12483	<u>BAR</u>
5	P-12485	<u>BLOCK</u>
6	P-12496	<u>SPRING</u>
7	P-12497	<u>CLAMP</u>
8	P-12498	<u>POST</u>
9	P-272	<u>SCREW</u>
10	P-12492	<u>SKID ROLLER SPRING ASSEMBLY</u> - 2-15/16" LONG. NEW STYLE.
11	P-12532	<u>SKID ROLLER WHEEL</u>
12	P-799	<u>BUSHING</u>
13	P-680	<u>C-RING</u>
14	P-1551	<u>NUT</u>
15	P-14492	<u>SKID ROLLER SPRING ASSEMBLY</u> - 2-1/8" LONG. NEW STYLE.
16	P-12482	<u>PROGRAM ROD</u> - SHEET CONTROL. 1250 N.S. ONLY.
17	P-12481	<u>SUPPORT ROD</u> - 1250 O.S., N.S. & L.W.
18	P-492	<u>NUT</u>
19	P-12533	<u>ARM</u> - SUPPORT BAR.
20	P-10114	<u>SCREW</u>
21	P-12467	<u>PAPER RETAINER ASSEMBLY</u> - LEFT HAND. 1250 N.S. ONLY.
22	P-292	<u>SCREW</u>
23	P-12500	<u>PAPER RETAINER</u> - 1250N CONVEYOR.
24	P-12480	<u>RETAINER BRACKET</u> - LEFT HAND RETAINER.
25	P-497	<u>NUT</u>
26	P-1105	<u>BALL PLUNGER</u> - SNUBBER.
27	P-12473	<u>BLOCK ASSEMBLY</u> - MOUNTS THRU ITEM #27, THIS PAGE.
28	P-10451	<u>ROLL PIN</u>
29	P-1020	<u>THUMB SCREW</u>
30	P-12478	<u>RETAINER BRACKET</u> - RIGHT HAND.
31	P-12471	<u>PAPER SPRING GUIDE</u> - NO CUT OUT.
32	P-576	<u>WASHER</u>
33	P-12477	<u>PAPER GSPRING GUIDE</u> - WITH HALF MOON CUT OUT.
34	P-10114	<u>SCREW</u>
35	P-12479	<u>SUPPORT BRACKET</u> - RIGHT HAND.
36	P-12403	<u>PAPER RETAINER ASSEMBLY</u>
37	P-203	<u>SCREW</u>
38	P-307	<u>THUMB SCREW</u>
39	NO #	<u>BLOCK</u> - NOT SOLD SEPARATELY. MUST BUY FULL ASSEMBLY P-12403 ITEM #36.
40	P-12420	<u>PAPER RETAINER STRAP</u>
ITEM #41 THIS PAGE CLIPS ONTO ITEM 28, PAGE 7A.		
41	P-12433	<u>PAPER RETAINER</u> - ONE PIECE 1250 & 1850 (20" O.A.L. - 7/16" WIDE).
	P-12475	<u>PAPER RETAINER</u> - ONE PIECE (19" O.A.L. - 3/4" WIDE).
	P-12643	<u>PAPER RETAINER</u> - ONE PIECE (24-1/4" O.A.L. - 7/16" WIDE).
42	P-167	<u>SCREW</u>
43	P-633	<u>LOCK WASHER</u>
44	P-12767	<u>PAPER RIDER ASSEMBLY</u> - 1250 OLD STYLE.
45	P-1066	<u>THUMB SCREW</u>
46	P-468	<u>NUT</u>
47	P-757	<u>STEEL BALL</u> - 1/2" COMES WITH ASSEMBLY, P-12767 ITEM #44.
	P-760	<u>GLASS BALL</u> - 1/2" (OPTIONAL).
	P-752	<u>NYLON BALL</u> - 1/2" (OPTIONAL).
48	P-12779	<u>BALL SILENCER</u>
49	P-12054	<u>SPRING GUIDE</u> - OLD STYLE.
50	P-12287	<u>SPRING</u> - GOES ON BAR ITEM #41, PAGE 14 & ITEM #7, PAGE 13.
51	P-191	<u>SCREW</u>
52	P-12924	<u>SPRING</u> - FOR PAPER GUIDE - OLD STYLE.
53	P-459	<u>NUT</u>
54	P-12004	<u>LEVER LOCK</u>
55	P-12753	<u>SPRING</u>
56	P-668	<u>RETAINING RING</u>

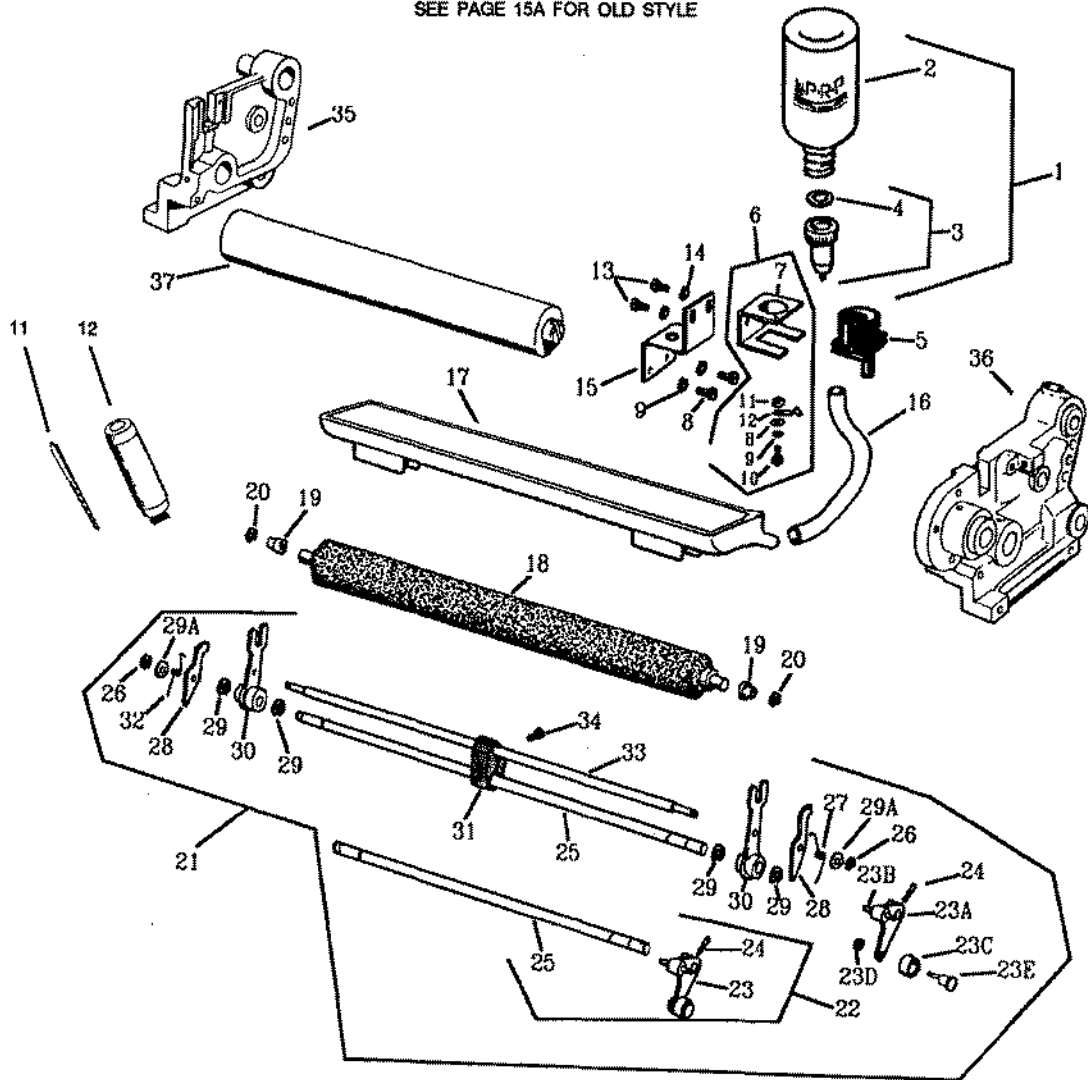
DRAWING #15
WATER DUCTOR ROLLER & WATER FOUNTAIN - 1250 O.S.

**OPERATORS SIDE
 LEFT HAND**



**NON-OPERATORS SIDE
 RIGHT HAND**

SEE PAGE 15A FOR OLD STYLE

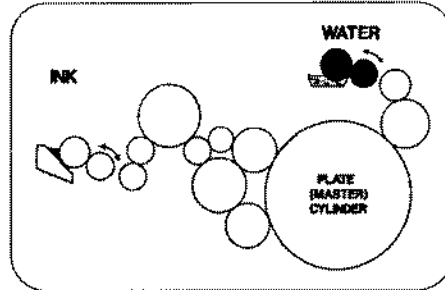


Page #15
WATER FOUNTAIN ROLLER & WATER FOUNTAIN - 1250 N.S.

KEY #	PART#	DESCRIPTION
1	P-1912	<u>1-QUART BOTTLE, CAP & VALVE ASSEMBLY</u> - NEW STYLE.
	P-1921	<u>2-QUART BOTTLE, CAP & VALVE ASSEMBLY</u> - NEW STYLE.
2	P-1900	<u>1-QUART BOTTLE</u> - NEW STYLE.
	P-1901	<u>2-QUART BOTTLE</u> - NEW STYLE.
3	P-1905	<u>CAP & VALVE ASSEMBLY</u> - NEW STYLE 1" DIA.
	P-1904	<u>CAP & VALVE ASSEMBLY</u> - OLD STYLE 5/8" DIA.
4	P-1383	<u>VALVE WASHER</u> - RUBBER.
5	P-12347	<u>VALVE RECEPACLE</u>
6	P-12368	<u>BRACKET ASSEMBLY</u>
7	P-12346	<u>BRACKET</u> - FOR VALVE RECEPACLE.
8	P-702	<u>WASHER</u>
9	P-623	<u>LOCK WASHER</u>
10	P-892	<u>SCREW</u>
11	P-1402	<u>COLLAR</u>
12	P-12300	<u>SPRING</u>
13	P-161	<u>SCREW</u>
14	P-568	<u>WASHER</u>
15	P-12304	<u>MOUNTING BRACKET</u>
16	P-1189	<u>HOSE</u> - 10-1/2" LONG.
17	P-12316	<u>WATER FOUNTAIN</u>
18	P-12251	<u>WATER DUCTOR ROLLER ASSEMBLY</u> - CONSISTS OF ITEMS #18A, #19, & #20.
18A	P-12250	<u>WATER DUCTOR ROLLER</u> - 15/16" DIA. FOR 1250W, L.W. & N.S.
19	P-1310	<u>FLANGED BUSHING</u> - DOES NOT COME WITH ROLLER ITEM #18 THIS PAGE.
20	P-682	<u>C-RING</u>
21	P-12330	<u>WATER DUCTOR ASSEMBLY</u> - COMPLETE. SEE ITEM #20, PAGE 18.
22	P-12394	<u>WATER DUCTOR SHAFT ASSEMBLY</u> - (INCLUDES ITEMS #23 THROUGH #25.)
23	P-12334	<u>ARM ASSEMBLY</u> - (INCLUDES ITEMS #23A THROUGH #23E.)
23A	P-12344	<u>ARM ONLY</u> - (INCLUDES ITEM #23B ONLY.)
23B	P-6056	<u>SPRING PIN</u>
23C	P-1422	<u>CAM ROLLER</u>
23D	P-471	<u>KEPS NUT</u>
23E	P-8060	<u>ECCENTRIC SHOULDER SCREW</u>
24	P-428	<u>TAPER PIN</u>
25	P-12332	<u>SHAFT ONLY</u> - NEW STYLE. 3/8" DIA. HAS 5 SLOTS.
26	P-680	<u>C-RING</u>
27	P-12336	<u>R.H. SPRING</u>
28	P-12338	<u>LATCH</u>
29	P-670	<u>C-RING</u>
29A	P-579	<u>WASHER</u>
30	P-12321	<u>DUCTOR ARM</u> - STEEL.
31	P-12322	<u>PIVOT ARM</u> - 3/8" BORE.
32	P-12331	<u>L.H. SPRING</u>
33	P-12340	<u>EQUALIZER BAR</u>
34	P-84	<u>SCREW</u> - GOES THROUGH ITEM #31 PIVOT ARM.
35	P-12350	<u>BRACKET ASSEMBLY</u> - LEFT HAND. SEE ITEM #19, PAGE 16.
36	P-12438	<u>BRACKET ASSEMBLY</u> - RIGHT HAND. SEE ITEM #23, PAGE 16.
37	P-12255	<u>SMOOTH WATER FOUNTAIN ROLLER</u> - 1250W, L.W. & N.S. - 1-3/8" DIA. SEE ITEM #11, PAGE 18.
	P-12256	<u>KNURLED WATER FOUNTAIN ROLLER</u> - 1250W, L.W. & N.S. - 1-3/8" DIA. SEE ITEM #11, PAGE 18.
38	P-1721	<u>TAPERED REAMER</u> - USE TO INSTALL ITEMS #23 & #25.
39	P-1546	<u>HAND REAMER TOOL</u>

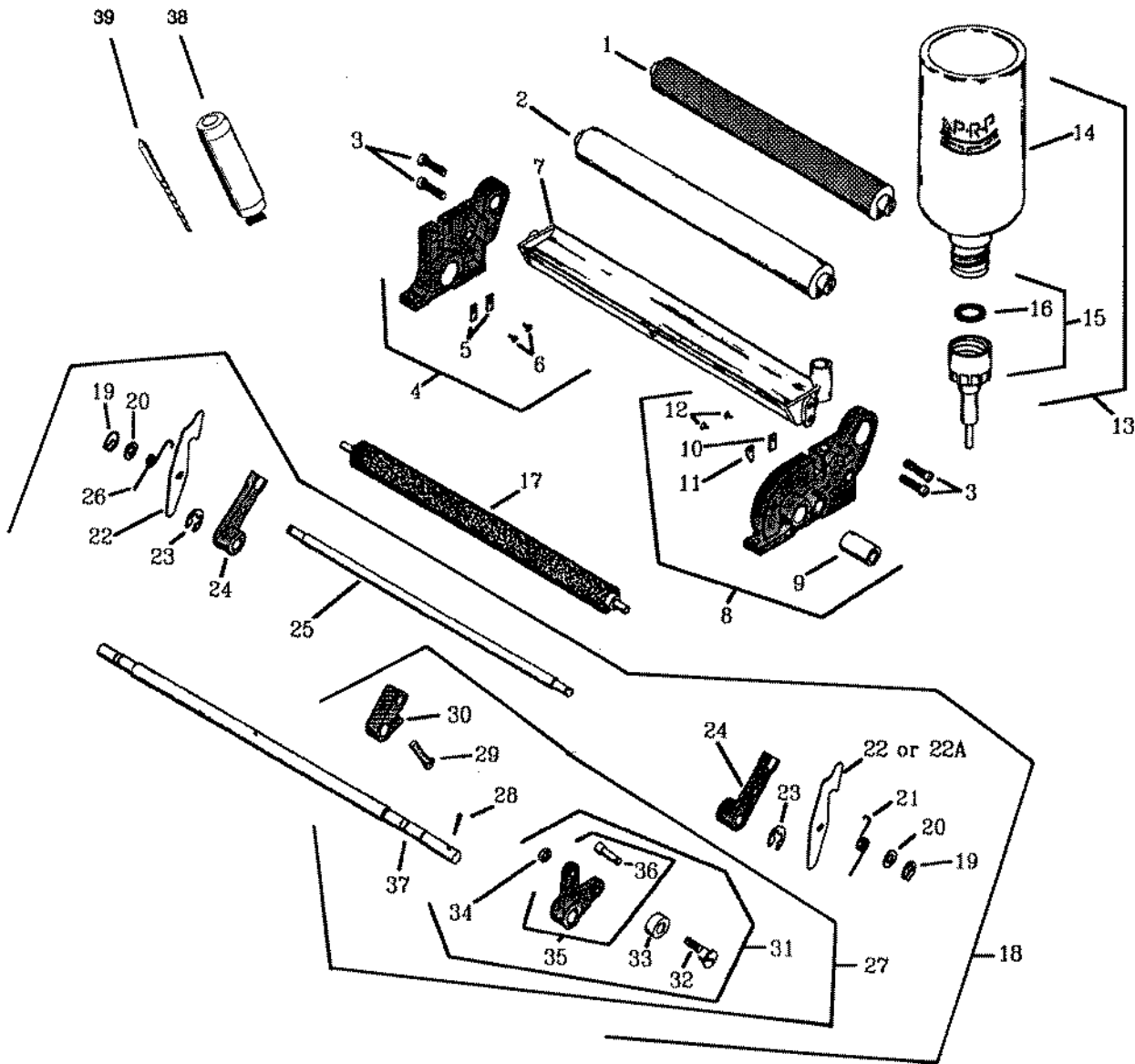
DRAWING #15A
WATER DUCTOR ROLLER & WATER FOUNTAIN - 1250 O.S.

**OPERATORS SIDE
 LEFT HAND**



**NON-OPERATORS SIDE
 RIGHT HAND**

SEE PAGE 15 FOR NEW STYLE



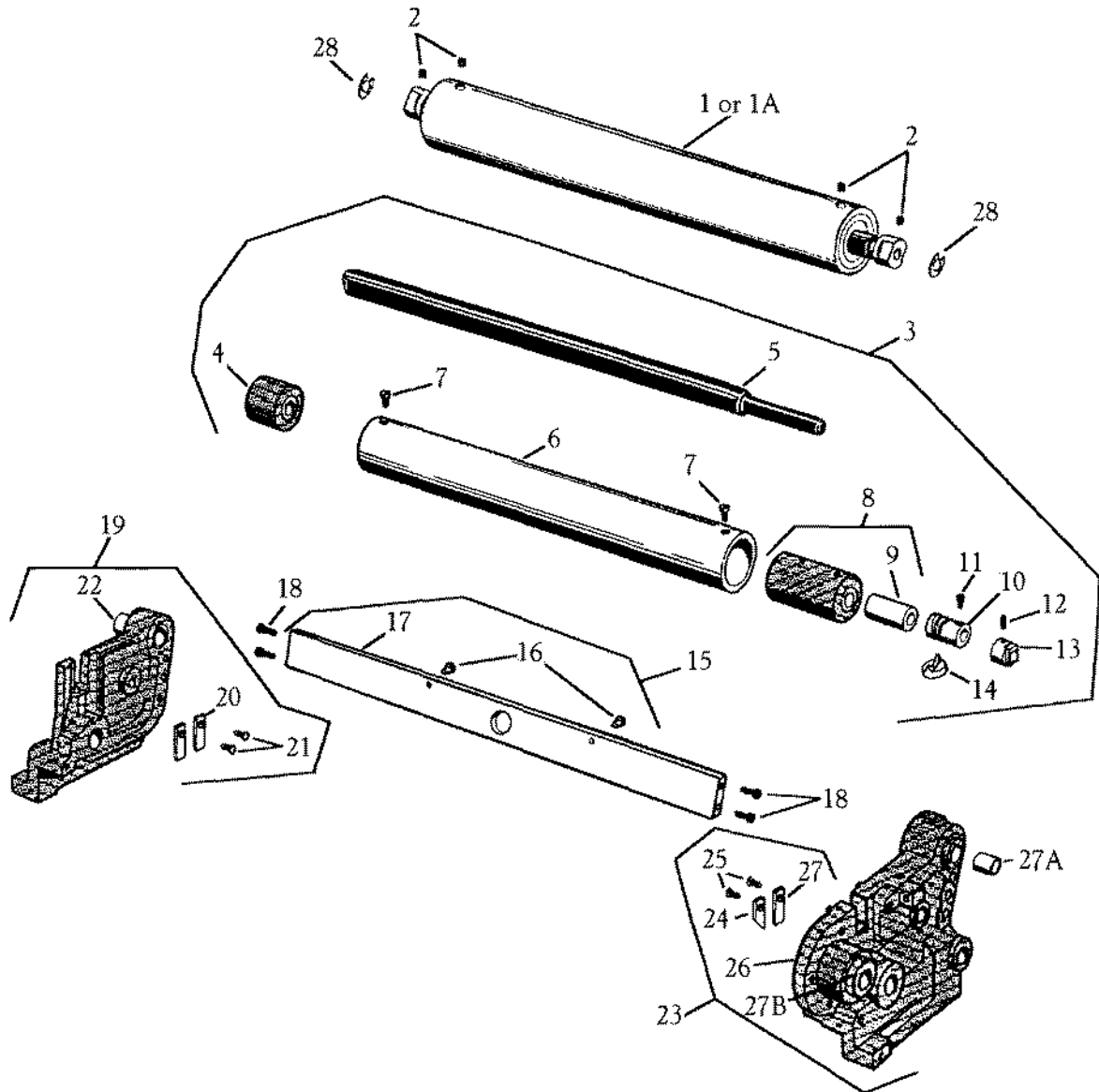
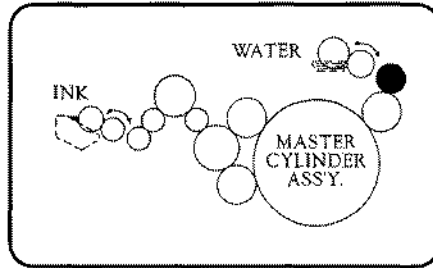
Page #15A
WATER DUCTOR ROLLER & WATER FOUNTAIN - 1250 O.S.

KEY #	PART#	DESCRIPTION
1	P-12056	<u>KNURLED WATER FOUNTAIN ROLLER</u> - 1-3/8" DIA. - FOR MORE WATER PICK UP.
2	P-12055	<u>SMOOTH WATER FOUNTAIN ROLLER</u> - 1-3/8" DIA. - FOR LESS WATER PICK UP.
3	P-176	<u>SCREW</u>
4	P-12685	<u>LEFT HAND WATER BRACKET ASSEMBLY</u>
5	P-12431	<u>WEAR PLATE</u> - FOR WATER OSCILLATOR ROLLER, ITEM #1 OR #3, PAGE 16.
6	P-119	<u>SCREW</u>
7	P-12360	<u>WATER FOUNTAIN</u>
8	P-12689	<u>RIGHT HAND WATER BRACKET ASSEMBLY</u>
9	P-1279	<u>BUSHING</u>
10	P-12431	<u>WEAR PLATE</u> - 1 PER ASSEMBLY.
11	P-12429	<u>WEAR PLATE</u> - 1 PER ASSEMBLY.
12	P-119	<u>SCREW</u>
13	P-1911	<u>1 QT. BOTTLE, CAP & VALVE ASSEMBLY</u>
	P-1920	<u>2 QT. BOTTLE, CAP & VALVE ASSEMBLY</u>
14	P-1900	<u>1 QUART BOTTLE</u>
	P-1901	<u>2 QUART BOTTLE</u>
15	P-1904	<u>CAP & VALVE ASSEMBLY</u>
16	P-1383	<u>RUBBER WASHER</u>
17	P-12150	<u>WATER DUCTOR ROLLER</u> - 1250 O.S., W. & L.W. 15/16" DIA. (MAXIMUM IMAGE AREA 10-3/8" TO 10-3/4")
	P-12250	<u>WATER DUCTOR ROLLER</u> - 1250 N.S., W. & L.W. 15/16" DIA. (MAXIMUM IMAGE AREA 15/16" TO 11")
	P-12050	<u>WATER DUCTOR ROLLER</u> - 1250 O.S. 15/16" DIA. (MAXIMUM IMAGE AREA 10")
18	P-12424	<u>WATER DUCTOR SHAFT ASSEMBLY</u> - 1250 O.S.
	P-14424	<u>WATER DUCTOR SHAFT ASSEMBLY</u> - 1250 L.W.
19	P-680	<u>C-RING</u>
20	P-579	<u>FLAT WASHER</u>
21	P-12575	<u>RIGHT HAND SPRING</u> - THIS SPRING ALSO FITS ON ITEM #7, PAGE 21 FOR OLD STYLE.
22	P-12546	<u>DUCTOR ROLLER LATCH</u>
	P-14546	<u>DUCTOR ROLLER LATCH</u> - R.H. 1250 L.W. WITH BEND.
22A	P-14338	<u>DUCTOR ROLLER LATCH</u> - L.H. 1250 L.W. WITH BEND.
23	P-670	<u>C-RING</u>
24	P-12607	<u>DUCTOR ARM</u> - BRASS.
25	P-12550	<u>EQUALIZER BAR</u>
26	P-12551	<u>LEFT HAND SPRING</u> - THIS SPRING ALSO FITS ON ITEM #7, PAGE 21 FOR OLD STYLE.
27	P-14430	<u>WATER DUCTOR SHAFT SUB ASSEMBLY</u> - 1250 N.S. & L.W. 11 X 17.
	P-12430	<u>WATER DUCTOR SHAFT AND ARM ASSEMBLY</u> - 1250 O.S. 10 X 15.
28	P-428	<u>TAPER PIN</u>
29	P-84	<u>SCREW</u>
30	P-12535	<u>PIVOT ARM</u> - 7/16" BORE. FOR P-12430.
	P-12322	<u>PIVOT ARM</u> - 3/8" BORE. PART OF P-14430.
31	P-12334	<u>ARM & CAM ASSEMBLY</u>
32	P-8060	<u>ECCENTRIC SHOULDER SCREW</u> - REPLACES OLD DESIGN STUD.
33	P-1422	<u>CAM ROLLER</u>
34	P-471	<u>KEPS NUT</u>
35	P-12344	<u>ARM ASSEMBLY</u> - NEED PROPER TOOLS TO INSTALL, USE #38 REAMER TOOL & #39 REAMER.
36	P-6056	<u>SPRING ANCHOR</u>
37	P-12540	<u>SHAFT</u> - 1250 O.S. 7/16" DIA. HAS 5 SLOTS. PART OF P-12430.
	P-14540	<u>SHAFT</u> - 1250 L.W. 3/8" DIA. HAS 7 SLOTS. PART OF P-14430.
	P-14332	<u>SHAFT</u> - 1250 O.S. 7/16" DIA. HAS 7 SLOTS.
38	P-1546	<u>HAND REAMER TOOL</u>
39	P-1547	<u>REAMER</u> - FOR ITEM #35, THIS PAGE.

DRAWING #16
WATER OSCILLATING ROLLER ASSEMBLY

OPERATORS SIDE
 LEFT HAND

NON-OPERATORS SIDE
 RIGHT HAND

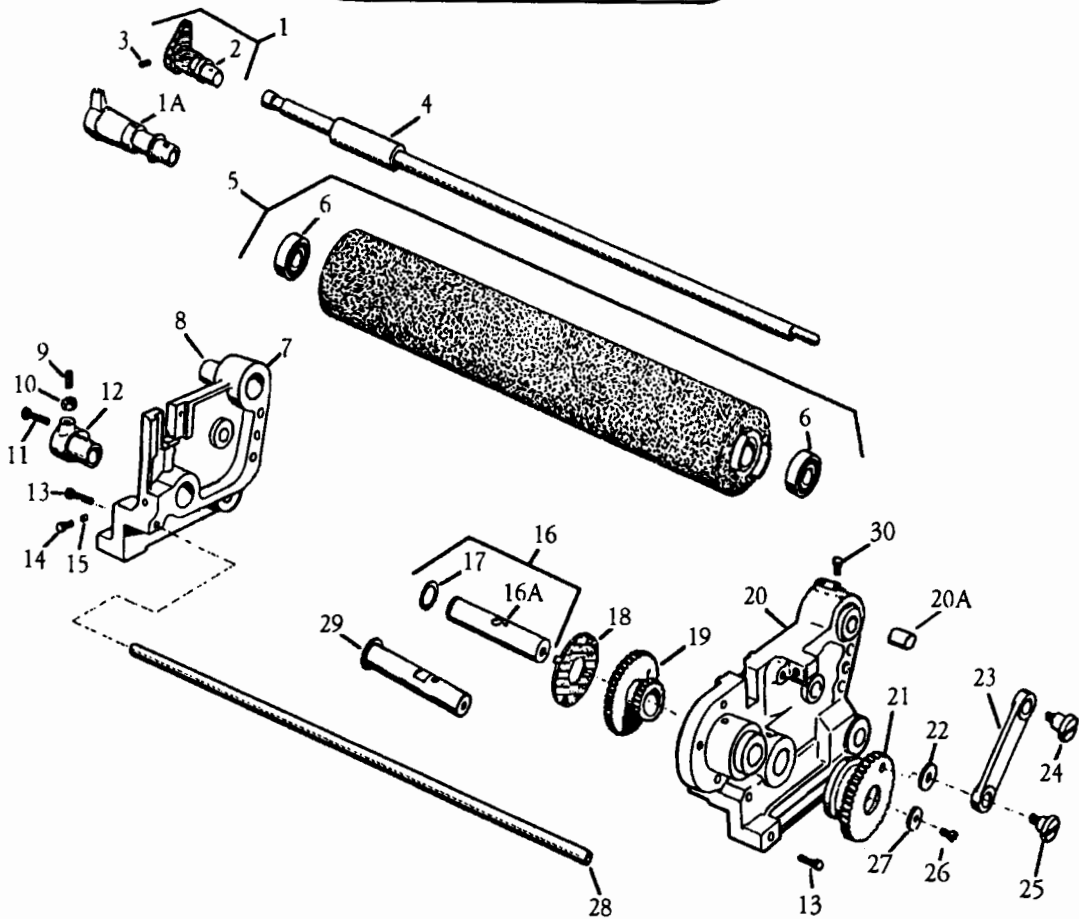
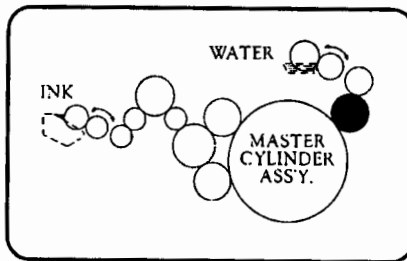


Page #16
WATER OSCILLATING ROLLER ASSEMBLY

KEY #	PART#	DESCRIPTION
1	P-120850	<u>WATER OSCILLATING ROLLER ASSEMBLY</u> - 1250 O.S. & N.S. - ALUMINUM - OUR STYLE. (SEE NOTE AT BOTTOM).
1A	P-120851	<u>ROLLER SHELL ONLY</u> - FOR P-120850 ONLY.
2	P-3	<u>SET SCREW</u> - COMES WITH WATER ROLLER ASSEMBLY, ITEM #1.
3	NO #	<u>WATER OSCILLATING ROLLER ASSEMBLY</u> - ORIGINAL STYLE. USE P-120850 ITEM #1, THIS PAGE
4	P-12453	<u>LEFT HAND END BEARING</u> - (SEE NOTE AT BOTTOM)
5	P-12378	<u>SHAFT</u> - (SEE NOTE AT BOTTOM)
6	P-12450	<u>ROLLER SHELL</u> - (SEE NOTE AT BOTTOM)
7	P-12444	<u>SCREW</u> - GOES THRU SHELL & INTO ITEMS #4 OR #8 END CAPS.
8	P-12440	<u>RIGHT HAND END BEARING</u> - (SEE NOTE AT BOTTOM)
9	P-1259	<u>BUSHING</u>
10	P-12464	<u>OSCILLATING ROLLER WORM</u> - (SEE NOTE AT BOTTOM)
11	P-12494	<u>SCREW</u>
12	P-3	<u>SET SCREW</u>
13	P-12448	<u>CAM</u> - NEW STYLE ONLY. NOT USED ON P-120850 OSCILLATING ROLLER ASSEMBLY.
	P-1988	<u>FLANGED BUSHING</u> - NEW STYLE ONLY. NOT USED ON P-120850 OSCILLATING ROLLER ASSEMBLY.
14	P-12428	<u>DOG</u> - (SEE NOTE AT BOTTOM)
15	P-12677	<u>TIE BAR ASSEMBLY</u>
16	P-12523	<u>LATCH</u> - DETENT
17	P-12679	<u>TIE BAR</u> - ONLY.
18	P-176	<u>SCREW</u>
19	P-12350	<u>LEFT HAND BRACKET ASSEMBLY</u> - NEW STYLE. SEE ITEM #35, PAGE 15.
	P-12685	<u>LEFT HAND BRACKET ASSEMBLY</u> - OLD STYLE (NOT SHOWN). SEE ITEM #4, PAGE 15A.
20	P-12431	<u>WEAR PLATE</u> - 2 PER BRACKET.
21	P-119	<u>SCREW</u>
22	P-5833	<u>BUSHING</u> - FOR WATER FOUNTAIN RATCHET KNOB. SEE ITEM #6, PAGE 18.
23	P-12438	<u>RIGHT HAND BRACKET ASSEMBLY</u> - NEW STYLE. SEE ITEM #36, PAGE 15.
	P-12689	<u>RIGHT HAND BRACKET ASSEMBLY</u> - OLD STYLE (NOT SHOWN). SEE ITEM #8, PAGE 15A.
24	P-12429	<u>WEAR PLATE</u> - 1 PER BRACKET.
25	P-119	<u>SCREW</u>
26	P-12432	<u>BRACKET</u> - ONLY.
27	P-12431	<u>WEAR PLATE</u> - 1 PER BRACKET.
27A	P-1277	<u>BUSHING</u>
27B	P-1279	<u>BUSHING</u>
28	P-666	<u>C-RING</u> - ON OLD STYLE ONLY.
<p>NOTE: ITEM #3, WATER OSCILLATING ROLLER ASSEMBLY IS NOT AVAILABLE AS AN ASSEMBLY BUT PARTS ARE SOLD INDIVIDUALLY. OUR WATER OSCILLATING ROLLER ASSEMBLY IS AVAILABLE AS A COMPLETE ASSEMBLY P-120850, ITEM #1.</p>		

DRAWING #17
WATER FORM ROLLER, FORM ROLLER SEPARATOR SHAFT & WATER FRAMES

**OPERATORS SIDE
 LEFT HAND**



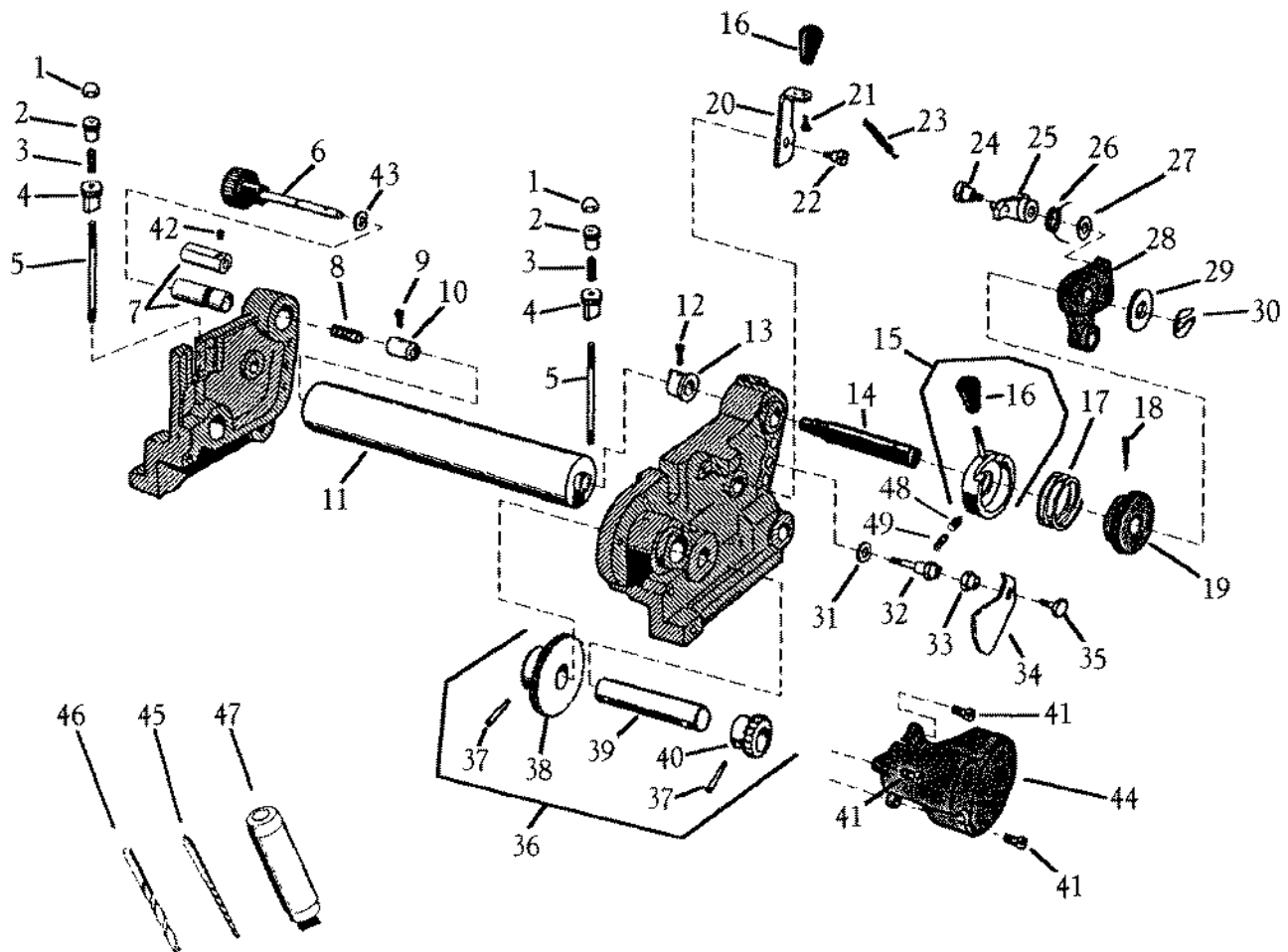
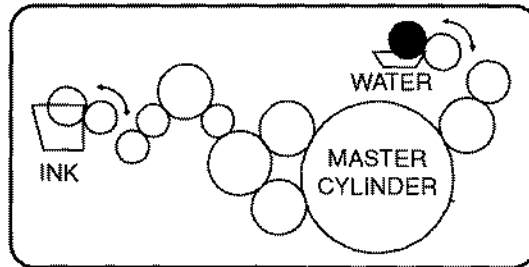
**NON-OPERATORS SIDE
 RIGHT HAND**

WATER FOUNTAIN ROLLER, FORM ROLLER SEPARATOR SHAFT & WATER FRAMES

KEY #	PART#	DESCRIPTION
1	P-12405	<u>FORM ROLL KNOB ASSEMBLY</u> - 1250 O.S. (STANDARD).
1A	P-12407	<u>FORM ROLL KNOB ASSEMBLY</u> - 1250/N.
2	P-7051	<u>BUSHING STUD</u> - COMES WITH ASSEMBLY ITEM #1, THIS PAGE. USE ON ITEMS #1 & #1A.
3	P-8	<u>SET SCREW</u> - NOT PART OF ASSEMBLY ITEM #1, THIS PAGE.
4	P-12071	<u>FORM ROLL SHAFT</u> - 1250 O.S. (15" LONG) GOES THRU ITEM #12, THRU FORM ROLLER & INTO ITEM 29.
	P-12172	<u>FORM ROLL SHAFT</u> - 1250 N.S. (15-1/4" LONG) GOES THRU ITEM #12, THRU FORM ROLLER & INTO ITEM 16.
5	P-12240	<u>UPPER FORM ROLLER</u> - 1-7/8" DIA. - 1250 N.S., W & L.W.
	P-12040	<u>UPPER FORM ROLLER</u> - 1-7/8" DIA. - 1250 O.S.
6	P-1801	<u>BALL BEARING</u> - COMES WITH ROLLER ITEM #5, OLD STYLE & NEW STYLE.
7	P-12350	<u>BRACKET ASSEMBLY</u> - LEFT HAND. ALSO SEE ITEM #19, PAGE 16.
8	P-5833	<u>BUSHING</u> - FOR WATER FOUNTAIN RATCHET KNOB. SEE ITEM #6, PAGE 18.
9	P-1105	<u>BALL RETAINER</u> - SNUBBER.
10	P-497	<u>NUT</u>
11	P-8061	<u>SHOULDER SCREW</u>
12	P-12415	<u>BUSHING</u>
13	P-176	<u>SCREW</u>
14	P-79	<u>SCREW</u>
15	P-1183	<u>PIN</u>
16	P-1345	<u>BUSHING ASSEMBLY</u> - NEW STYLE. GOES THRU ITEMS #19 & #20 AND INTO ITEM #21.
17	P-719	<u>RETAINING RING</u>
18	P-12419	<u>DRIVE DISC</u> - DRIVES FORM ROLLER ITEM #5, THIS PAGE.
19	P-12404	<u>FORM ROLLER INNER DRIVE GEAR</u> - 1250 N.S. & L.W. SEE ITEM #15, PAGE 18. THIS STYLE DOES NOT HAVE A DRIVE PINION. IT HAS 2 SMALL SQUARE PINS.
	P-12046	<u>FORM ROLLER INNER DRIVE GEAR</u> - 1250 O.S. & W. THIS STYLE HAS A RING SHAPED DRIVE PINION ATTACHED TO THE GEAR.
20	P-12438	<u>BRACKET ASSEMBLY</u> - RIGHT HAND. ALSO SEE ITEM 23, PAGE 16.
20A	P-1277	<u>BUSHING</u>
21	P-12358	<u>FORM ROLLER OUTER DRIVE GEAR</u> - SEE ITEM #40, PAGE 18.
22	P-968	<u>FLAT WASHER</u>
23	P-12469	<u>DRIVE LINK</u> - DRIVES ITEM #21, THIS PAGE & ATTACHES TO ITEM #28, PAGE 18.
24	P-8063	<u>SHOULDER SCREW</u>
25	P-8062	<u>SHOULDER SCREW</u>
26	P-167	<u>SCREW</u> - GOES THRU ITEM #21 & SCREWS INTO ITEM #16.
27	P-1388	<u>WASHER</u> - FITS INTO ITEM #21 OUTER DRIVE GEAR.
28	P-12396	<u>TIE BAR</u>
29	P-1356	<u>FLANGED BUSHING</u> - OLD STYLE. GOES THRU ITEMS #19 & #20 AND INTO ITEM #21. (NO RETAINING RING)
30	P-12925	<u>SCREW</u>

DRAWING #18
WATER FOUNTAIN ROLLER & RELATED PARTS - 1250 O.S. & N.S.

**OPERATORS SIDE
 LEFT HAND**



SEE PAGE #15A FOR OLD STYLE WATER FOUNTAIN.

SEE PAGE #15 FOR NEW STYLE WATER FOUNTAIN.

SEE PAGE #23 FOR WATER OSCILLATING ROLLER.

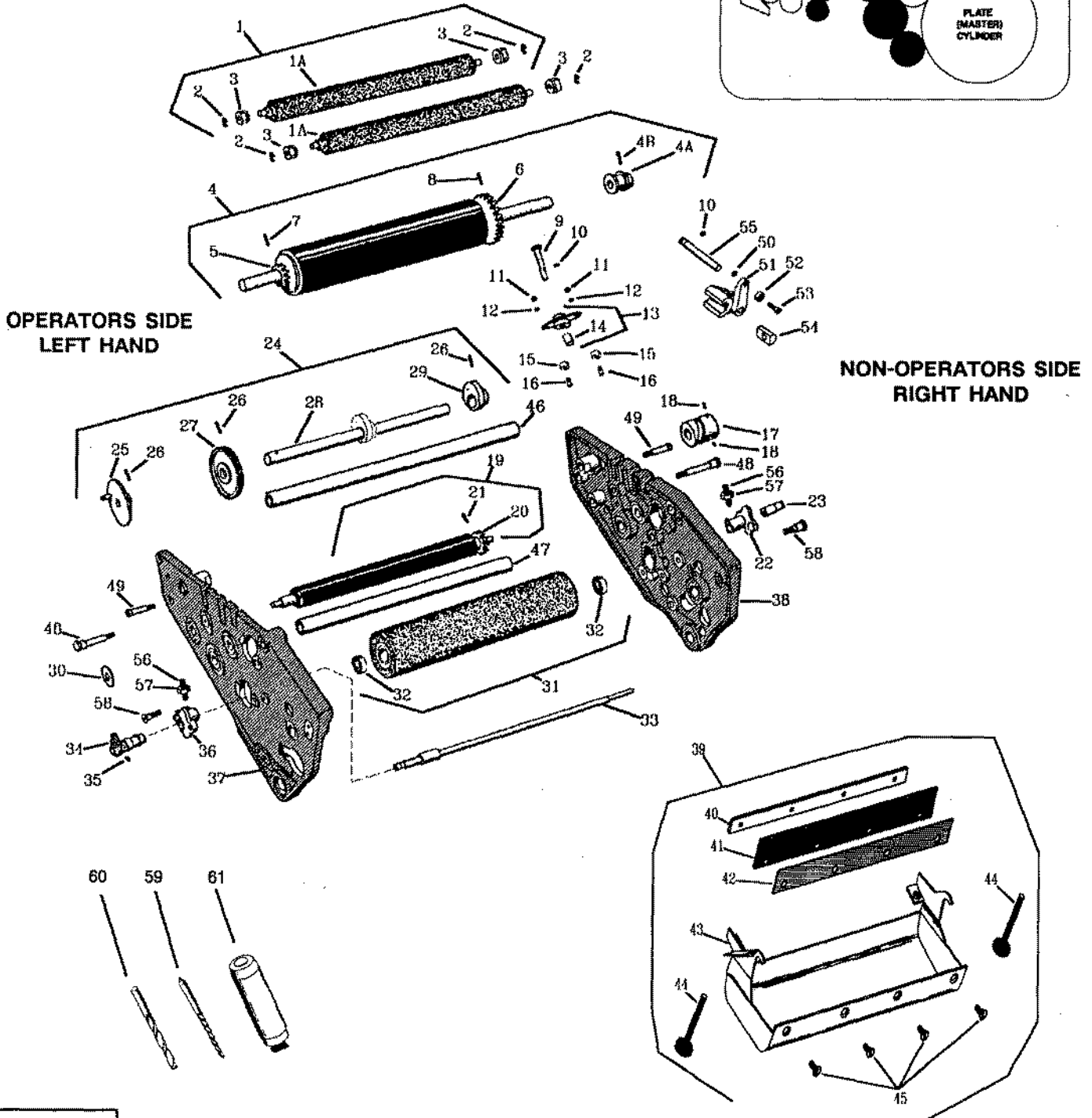
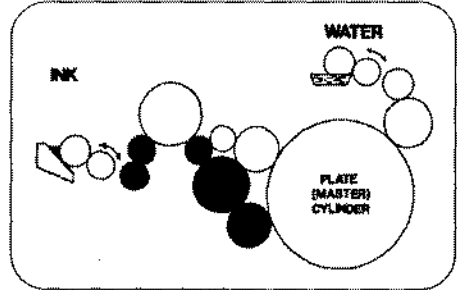
**NON-OPERATORS SIDE
 RIGHT HAND**

Page #18
WATER FOUNTAIN ROLLER & RELATED PARTS - 1250 O.S. & N.S.

KEY #	PART#	DESCRIPTION
1	P-470	<u>ACORN NUT</u>
2	P-538	<u>ADJUSTING NUT</u>
3	P-12413	<u>SPRING</u>
4	P-12560	<u>RETAINER</u>
5	P-7053	<u>STUD</u>
6	P-12688	<u>PIN ASSEMBLY</u> - (SHORT - 1-7/8" LONG SHAFT) USE WITH P-1208 BUSHING & P-12371 COLLAR, THIS PAGE.
	P-12687	<u>PIN ASSEMBLY</u> - (MEDIUM - 2-1/8" LONG SHAFT) USE WITH P-5833 BUSHING & P-12370 COLLAR, THIS PAGE.
	P-12691	<u>PIN ASSEMBLY</u> - (LONG - 3-3/16" LONG SHAFT) USE WITH P-5833 BUSHING & P-12370 COLLAR & P-669 C-RING, THIS PAGE.
7	P-5833	<u>BUSHING</u> - 1-1/2" O.A.L. (STEEL). USE WITH P-12687 & P-12691 ONLY.
	P-1208	<u>BUSHING</u> - 1-3/16" O.A.L. (BRONZE). USE WITH P-12688 ONLY.
8	P-12408	<u>SPRING</u> - USE ONLY FOR P-12687 & P-12691.
9	P-12382	<u>SCREW</u>
10	P-12370	<u>COLLAR</u> - 1250 O.S. 7/8" O.A.L. FOR WATER FOUNTAIN ROLLER, OPERATORS SIDE.
	P-12371	<u>COLLAR</u> - 1250 N.S. 1/2" O.A.L. FOR WATER FOUNTAIN ROLLER, OPERATORS SIDE.
11	P-12256	<u>KNURLED WATER FOUNTAIN ROLLER</u> - N.S. FOR MORE WATER PICK UP.
	P-12255	<u>SMOOTH WATER FOUNTAIN ROLLER</u> - N.S. FOR LESS WATER PICK UP.
	P-12056	<u>KNURLED WATER FOUNTAIN ROLLER</u> - O.S. FOR MORE WATER PICK UP.
	P-12055	<u>SMOOTH WATER FOUNTAIN ROLLER</u> - O.S. FOR LESS WATER PICK UP.
12	P-840	<u>SCREW</u>
13	P-12417	<u>COLLAR</u> - FOR WATER FOUNTAIN ROLLER, NON-OPERATORS SIDE.
14	P-12402	<u>SHAFT</u>
15	P-12418	<u>RATCHET SHIELD ASSEMBLY</u>
16	P-12118	<u>KNOB NUT</u> - BLACK.
17	P-12421	<u>SPRING</u> - FITS AROUND ITEM #19 & INTO ITEM #16.
18	P-3076	<u>PILOT SCREW</u>
19	P-12239	<u>RATCHET</u> - ALSO SEE ITEM #27, PAGE 22.
20	P-12416	<u>LOCK OUT LEVER</u> - TO LOCK WATER DUCTOR ASSEMBLY, ITEM #21, PAGE 15.
21	P-294	<u>SCREW</u>
22	P-8064	<u>SHOULDER SCREW</u>
23	P-12459	<u>SPRING</u>
24	P-8065	<u>SHOULDER SCREW</u>
25	P-12268	<u>RATCHET PAWL</u> - ALSO SEE ITEM #24, PAGE 22.
26	P-12267	<u>SPRING</u>
27	P-584	<u>WASHER</u>
28	P-12362	<u>RATCHET PAWL OPERATION LEVER</u>
29	P-1617	<u>WASHER</u>
30	P-5344	<u>C-RING</u>
31	P-1884	<u>WASHER</u>
32	P-7052	<u>STUD</u>
33	P-5834	<u>ECCENTRIC BUSHING</u>
34	P-12355	<u>PAWL</u> - 1250 O.S. & N.S.
35	P-12427	<u>SCREW</u>
36	P-12752	<u>SHAFT & GEAR ASSEMBLY</u> - 1250 N.S.
	P-12754	<u>SHAFT & GEAR ASSEMBLY</u> - 1250 O.S.
37	P-428	<u>TAPER PIN</u>
38	P-12756	<u>INNER GEAR</u>
39	P-12750	<u>SHAFT</u>
40	P-12748	<u>OUTTER GEAR</u> - 1250 N.S.
	P-12758	<u>OUTTER GEAR</u> - 1250 O.S.
41	P-159	<u>SCREW</u> - 3 TOTAL FOR MOUNTING GEAR GUARD.
42	P-9	<u>SET SCREW</u>
43	P-669	<u>C-RING</u> - USE WITH P-12691 PIN ASSEMBLY ITEM #6.
44	P-12878	<u>GUARD</u>
45	P-1721	<u>TAPERED REAMER</u> - USE TO INSTALL ITEMS #38, #39 #40.
46	P-1381	<u>DRILL BIT</u> - USE TO INSTALL ITEMS #38, #39 #40.
47	P-1546	<u>HAND REAMER TOOL</u>
48	P-7058	<u>SNUBBER</u>
49	P-12757	<u>SPRING</u> - FOR SNUBBER.

DRAWING #19

GEARED INK OSCILLATOR, INK DISTRIBUTOR, INK FORM ROLLER & INK WASH UP ATTACHMENT

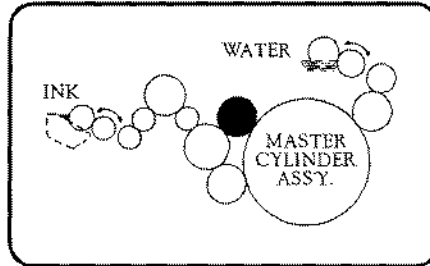


GEARED INK OSCILLATOR, INK DISTRIBUTOR & INK FORM ROLLER

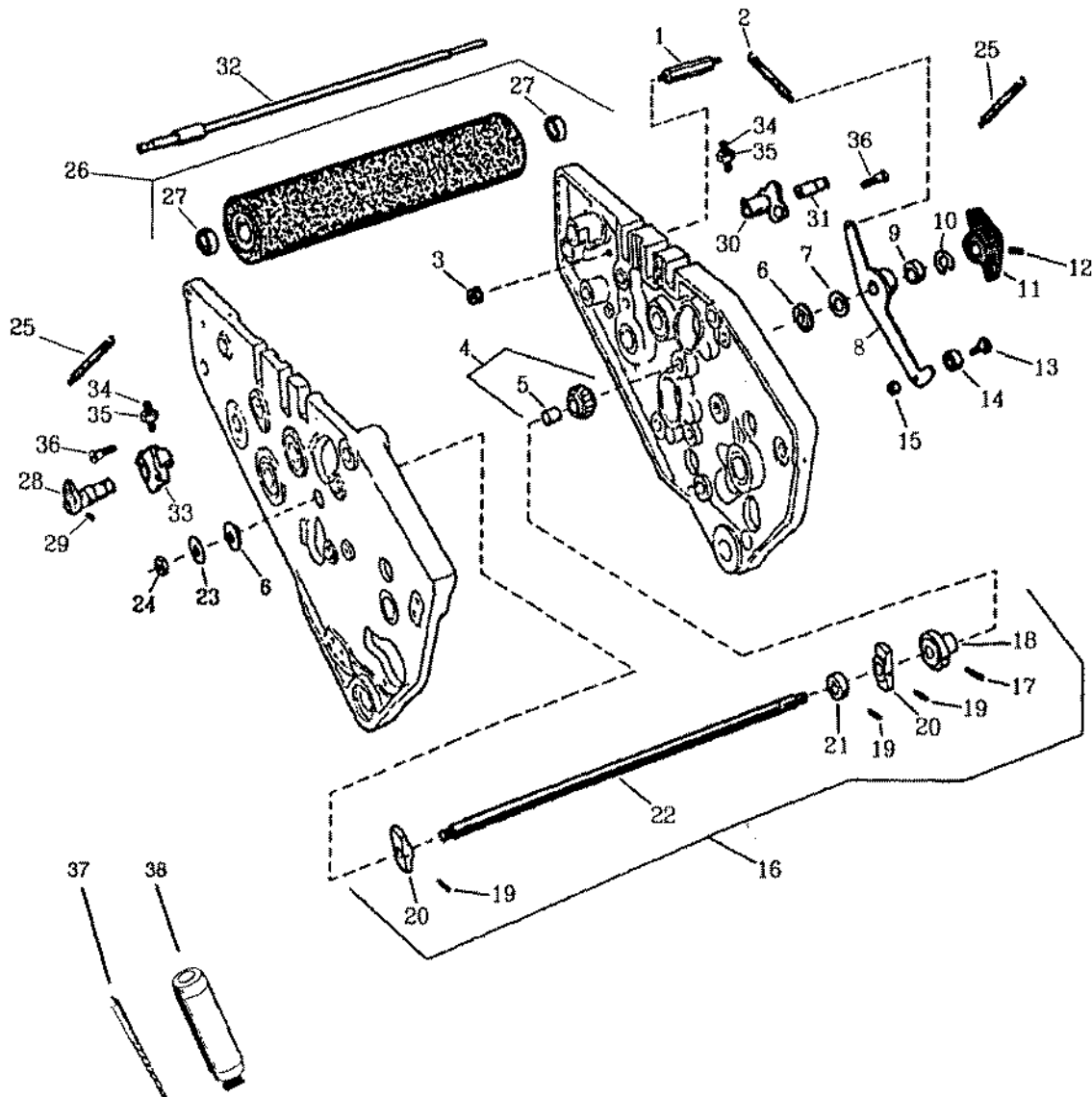
KEY #	PART#	DESCRIPTION
1	P-12221	<u>INK DISTRIBUTOR ROLLER ASSEMBLY</u> - RIDES ON TOP OF ROLLER, ITEM #4, THIS PAGE. (10-7/8" LONG)
	P-12121	<u>INK DISTRIBUTOR ROLLER ASSEMBLY</u> - RIDES ON TOP OF ROLLER, ITEM #4, THIS PAGE. (10-5/8" LONG)
1A	NO #	<u>INK DISTRIBUTOR ROLLER</u> - NOT SOLD SEPARATELY. USE ASSEMBLY P-12221, ITEM #1, THIS PAGE.
2	P-666	<u>C-RING</u>
3	P-1988	<u>FLANGED BUSHING</u>
4	P-122830	<u>GEARED INK OSCILLATING ROLLER</u> - FOR 1250W & L.W.
4A	P-12507	<u>SPOOL COLLAR</u> - COMES WITH ASSEMBLY, ITEM #4, THIS PAGE.
4B	P-436	<u>TAPER PIN</u> - COMES WITH ASSEMBLY, ITEM #4, THIS PAGE.
5	P-12085	<u>PINION GEAR</u> - O.S. (7-16" LONG TEETH)
	P-12524	<u>PINION GEAR</u> - N.S. (5/16" LONG TEETH)
6	P-12518	<u>GEAR</u> - 1250 N.S. - DRIVEN BY ITEM #38, PAGE 11A, & #40, PAGE 11. DRIVES ITEM #4, PAGE 19A.
	P-12848	<u>GEAR</u> - 1250 O.S. - DRIVEN BY ITEM #38, PAGE 11A, & #40, PAGE 11. DRIVES ITEM #4, PAGE 19A.
7	P-438	<u>TAPER PIN</u>
8	P-444	<u>TAPER PIN</u>
9	P-12486	<u>FULCRUM PIN</u>
10	P-8	<u>SET SCREW</u>
11	P-488	<u>NUT</u>
12	P-627	<u>LOCK WASHER</u>
13	P-12490	<u>ROCKER LEVER ASSEMBLY</u>
14	P-824	<u>BUSHING</u>
15	P-1417	<u>CAM ROLLER</u>
16	P-7054	<u>SCREW</u>
17	P-12504	<u>OSCILLATING CAM</u>
18	P-26	<u>SET SCREW</u>
19	P-12029	<u>GEARED INK DISTRIBUTOR ROLLER ASSEMBLY</u> - 1250 O.S. - 15/16" DIA.
	P-12229	<u>GEARED INK DISTRIBUTOR ROLLER ASSEMBLY</u> - 1250 W L.W. - 15/16" DIA.
20	P-12534	<u>GEAR</u> - DRIVEN BY #38, PAGE 20.
21	P-428	<u>TAPER PIN</u>
22	P-12415	<u>FORM ROLLER BUSHING</u> - RIGHT HAND. SEE ITEMS #56, #57 & #58, THIS PAGE.
23	P-7055	<u>ECCENTRIC BEARING STUD</u>
24	P-12552	<u>CAM SHAFT ASSEMBLY</u> - 1250 N.S.
	P-12876	<u>CAM SHAFT ASSEMBLY</u> - 1250 O.S.
	P-12442	<u>CAM SHAFT ASSEMBLY</u> - 1250 W.
25	P-12556	<u>DRIVE DISC</u> - 1250 O.S. & N.S.
26	P-437	<u>TAPER PIN</u>
27	P-12554	<u>GEAR</u> - 1250 N.S. 25/64" WIDE TEETH.
	P-12728	<u>GEAR</u> - 1250 O.S. 7/16" WIDE TEETH.
28	P-12544	<u>SHAFT ONLY</u> - 1250 N.S.
	P-12886	<u>SHAFT ONLY</u> - 1250 O.S.
29	P-12542	<u>CAM</u> - OPERATES ITEM #22, PAGE 21.
30	P-1886	<u>WASHER</u> - DOES NOT COME WITH ASSEMBLY, ITEM #24, P-12552.
31	P-12110	<u>INK FORM ROLLER ASSEMBLY</u> - 1250 N.S. - 2-1/8" DIA.
	P-12011	<u>INK FORM ROLLER ASSEMBLY</u> - 1250 O.S. - 2-1/8" DIA.
32	P-774	<u>BALL BEARING</u>
33	P-12499	<u>INK FORM ROLLER SHAFT</u> - .373 DIA. 16-1/2" LONG. GOES THRU ITEM #31, THIS PAGE.
34	P-12491	<u>FORM ROLL KNOB</u>
35	P-8	<u>SET SCREW</u>
36	P-12423	<u>FORM ROLLER BEARING</u> - LEFT HAND - SEE ITEMS #56, #57 & #58, THIS PAGE.
37	P-12633	<u>INK UNIT SIDE FRAME</u> - OPERATORS SIDE. SEE PAGE 20 FOR OTHER RELATED PARTS.
38	P-12647	<u>INK UNIT SIDE FRAME</u> - NON-OPERATORS SIDE. SEE PAGE 230 FOR OTHER RELATED PARTS.
39	P-12773	<u>INK WASH-UP ATTACHMENT</u> - 1250O.S., 1250W/LW. ATTACHES ONTO ITEM #16, PAGE 21.
40	P-12776	<u>NUT PLATE</u>
41	P-5030	<u>BLADE</u>
42	P-12775	<u>BLADE SUPPORT</u>
43	P-12774	<u>INK WASH-UP TRAY</u> - (ONLY). MOUNTS TO ITEM #16, PAGE 21.
44	P-5368	<u>THUMB SCREW</u>
45	P-10170	<u>SCREW</u>
46	P-12641	<u>TIE BAR</u> - SEE ITEM #1, PAGE 21.
47	P-12641	<u>TIE BAR</u>
48	P-8076	<u>SHOULDER SCREW</u>
49	P-8075	<u>SHOULDER SCREW</u>
50	P-468	<u>NUT</u>
51	P-12692	<u>OSCILLATING ROCKER ARM</u>
52	P-1467	<u>CAM ROLLER</u>
53	P-8092	<u>SHOULDER SCREW</u>
54	P-1355	<u>OSCILLATOR BUSHING</u>
55	P-7093	<u>FULCRUM PIN</u>
56	P-1105	<u>BALL RETAINER</u> - SNUBBER.
57	P-497	<u>NUT</u>
58	P-8061	<u>SHOULDER SCREW</u>
59	P-1590	<u>TAPERED REAMER</u> - USE TO INSTALL ITEMS #27, #28 & #29. ALSO ITEMS #5 & #6.
60	P-1505	<u>DRILL BIT</u> - USE TO INSTALL ITEMS #27, #28 & #29. ALSO ITEMS #5 & #6.
61	P-1546	<u>HAND REAMER TOOL</u>

DRAWING #19A
INK FORM ROLLER SEPARATOR (NIGHT LATCH SHAFT)
& UPPER INK FORM ROLLER - 1250 O.S. & N.S.

**OPERATORS SIDE
LEFT HAND**



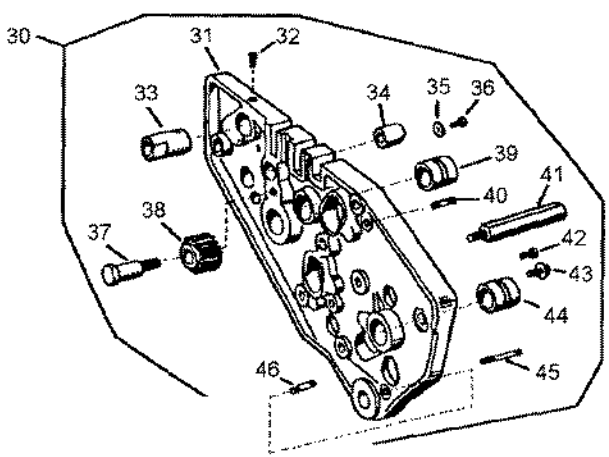
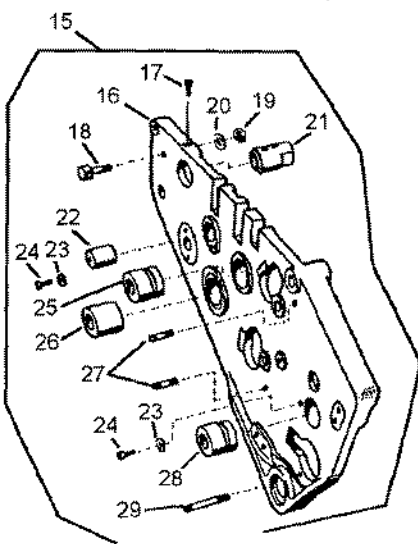
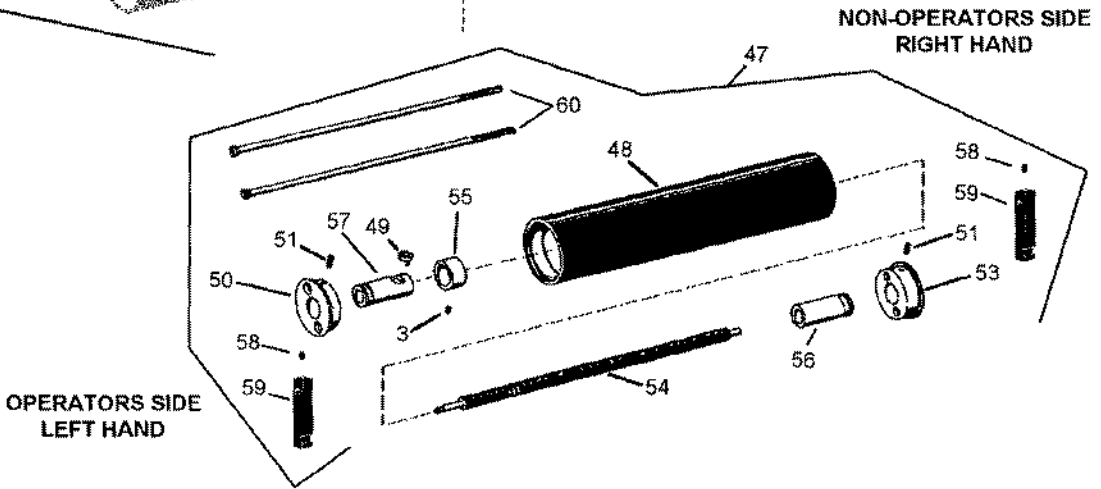
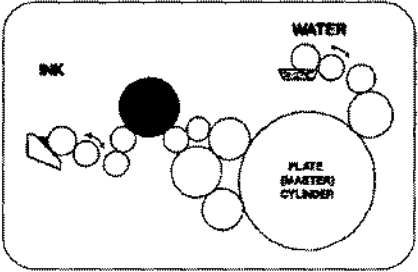
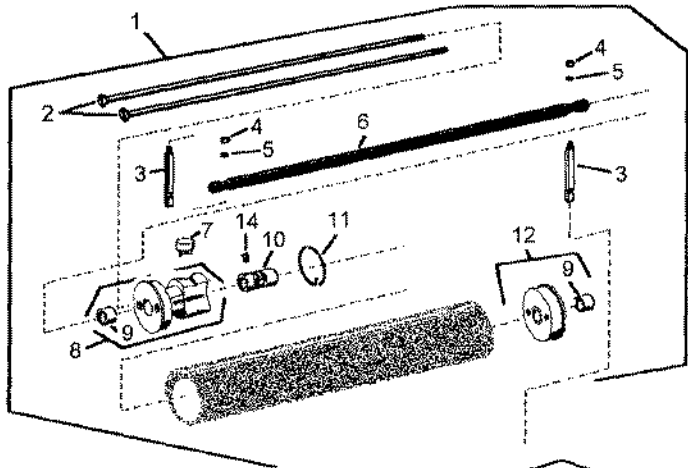
**NON-OPERATORS SIDE
RIGHT HAND**



INK FORM ROLLER SEPARATOR (NIGHT LATCH SHAFT) & UPPER INK FORM ROLLER - 1250 O.S. & N.S.

KEY #	PART#	DESCRIPTION
1	P-7089	<u>STUD</u>
2	P-12495	<u>SPRING</u>
3	P-475	<u>KEPS NUT</u>
4	P-12455	<u>IDLER DRIVE GEAR</u> - 1250 O.S. - DRIVEN BY ITEM #6, PAGE 19, & ITEM #38, PAGE 20.
	P-12446	<u>IDLER DRIVE GEAR</u> - 1250 N.S. - DRIVEN BY ITEM #6, PAGE 19, & ITEM #38, PAGE 20.
5	P-1236	<u>BUSHING</u>
6	P-12509	<u>GUIDE BUSHING</u>
7	P-617	<u>WASHER</u>
8	P-12505	<u>DETENT LEVER</u>
9	P-741	<u>CAM</u>
10	P-672	<u>C-RING</u>
11	P-12493	<u>KNOB</u>
12	P-10	<u>SET SCREW</u>
13	P-8084	<u>SHOULDER SCREW</u>
14	P-5586	<u>CAM</u> - LEVER ROLLER.
15	P-489	<u>KEPS NUT</u>
16	P-12437	<u>INK NIGHT LATCH SHAFT ASSEMBLY</u> - 1250 N.S.
	P-12439	<u>INK NIGHT LATCH SHAFT ASSEMBLY</u> - 1250 M/MG.
	P-12759	<u>INK SEPARATING SHAFT ASSEMBLY</u> - 1250 O.S. - MANUAL CONTROL LEVER.
17	P-443	<u>TAPER PIN</u>
18	P-12465	<u>COLLAR BUSHING</u>
19	P-440	<u>TAPER PIN</u> - 1250 N.S. & M/MG.
	P-441	<u>TAPER PIN</u> - 1250 O.S.
20	P-12451	<u>SEPARATING CAM</u> - 1250 N.S.
	P-12864	<u>SEPARATING CAM</u> - 1250 O.S.
21	P-740	<u>COLLAR</u>
22	P-12441	<u>INK NIGHT LATCH SHAFT ONLY</u> - 1250 N.S.
	P-12447	<u>INK NIGHT LATCH SHAFT ONLY</u> - 1250 M/MG.
	P-12820	<u>FORM ROLL SEPARATING SHAFT ONLY</u> - 1250 O.S.
23	P-10959	<u>FLAT WASHER</u>
24	P-1087	<u>ELASTIC NUT</u>
25	P-14423	<u>SPRING</u> - CONNECTS TO ITEM #33 & #30, THIS PAGE, & ITEM #36 & #22, PAGE 19.
26	P-12110	<u>UPPER INK FORM ROLLER</u> - 1250 N.S. & L.W. (2-1/8" DIA.)
	P-12011	<u>UPPER INK FORM ROLLER</u> - 1250 O.S. (2-1/8" DIA.)
27	P-774	<u>BALL BEARING</u>
28	P-12489	<u>UPPER INK FORM ROLLER KNOB</u>
29	P-8	<u>SET SCREW</u>
30	P-12415	<u>FORM ROLLER BUSHING</u>
31	P-7055	<u>ECCENTRIC STUD BEARING</u>
32	P-12499	<u>INK FORM ROLLER SHAFT</u> - .373 DIA. 16-1/2" LONG.
33	P-12423	<u>FORM ROLLER BEARING</u> - LEFT HAND. SEE ITEMS #34, #35 & #36, THIS PAGE. ALSO SEE ITEM #21, PAGE 29.
34	P-1105	<u>BALL RETAINER</u> - SNUBBER.
35	P-497	<u>NUT</u>
36	P-8061	<u>SHOULDER SCREW</u>
37	P-1590	<u>TAPERED REAMER</u> - USE TO INSTALL ITEMS #18, #20, #21 & #22.
38	P-1546	<u>HAND REAMER TOOL</u>

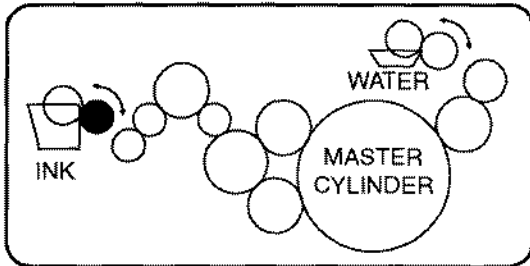
DRAWING #20
TOP INK OSCILLATOR & INK FRAME ASSEMBLIES



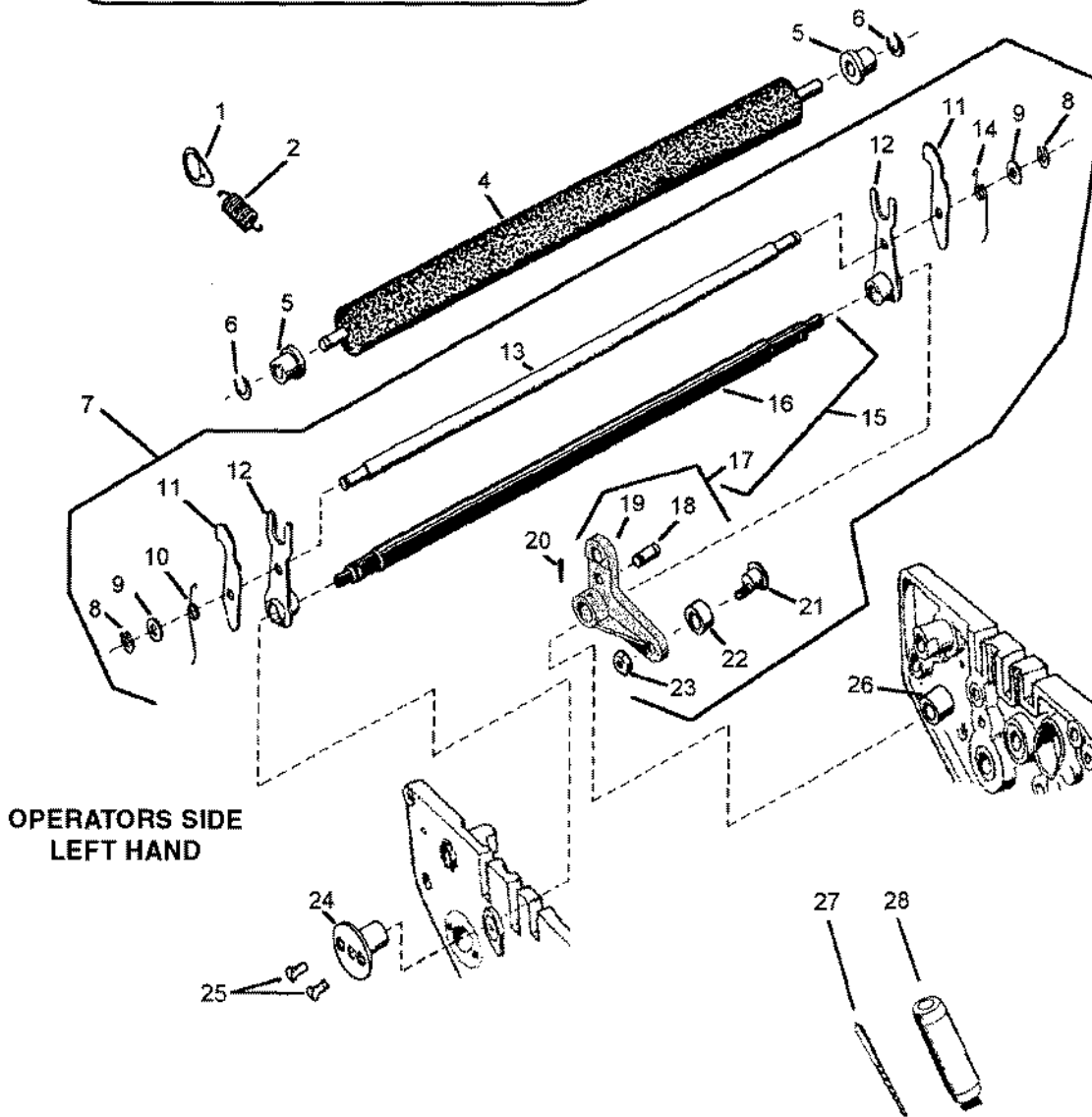
Page #20
TOP INK OSCILLATOR & INK FRAME ASSEMBLIES

KEY #	PART#	DESCRIPTION
1	NOT AVAIL.	(USE ITEM #47, THIS PAGE IF YOU NEED THE COMPLETE ASSEMBLY)
2	P-36433	<u>SCREW FOR ROLLER</u> - 11" LONG.
3	P-12460	<u>MOUNTING SCREW</u>
4	P-521	<u>NUT</u>
5	P-570	<u>WASHER</u>
6	P-12472	<u>SHAFT</u>
7	P-12463	<u>DOG</u>
8	P-12468	<u>END BEARING ASSEMBLY</u>
9	P-1213	<u>BUSHING</u>
10	P-12464	<u>WORM</u> - (OR CAM SCREW).
11	P-12474	<u>SPRING</u> - FITS OVER ITEM #8 & HOLDS DOWN ITEM #7.
12	P-12426	<u>END CAP</u> - COMES WITH BUSHING, ITEM #9.
14	P-12494	<u>SCREW</u>
15	P-12700	<u>LEFT HAND PLATE ASSEMBLY</u> - 1250 N.S.
16	P-12633	<u>LEFT SIDE PLATE</u>
17	P-12925	<u>SCREW</u>
18	P-12933	<u>CONTROL BLOCK SCREW</u>
19	P-478	<u>HEX NUT</u> - 3/16" THICK.
	P-481	<u>HEX NUT</u> - 5/32" THICK.
20	P-645	<u>LOCK WASHER</u>
21	P-1280	<u>BUSHING</u> - FOR INK FOUNTAIN ASSEMBLY. SEE ITEM #39 & #1, PAGE 22.
22	P-1348	<u>BUSHING</u>
23	P-1391	<u>SPECIAL WASHER</u>
24	P-159	<u>SCREW</u>
25	P-1273	<u>BUSHING</u> - NEW STYLE & OLD STYLE. OPERATORS SIDE.
26	P-1284	<u>BUSHING</u>
27	P-6057	<u>ANCHOR SPRING PIN</u>
28	P-1349	<u>BUSHING</u> - SEE ITEM #6, PAGE 29A.
29	P-6002	<u>SPRING ANCHOR</u>
30	P-12701	<u>RIGHT SIDE PLATE ASSEMBLY</u> - 1250 N.S.
31	P-12647	<u>SIDE PLATE</u>
32	P-12925	<u>SCREW</u>
33	P-1282	<u>BUSHING</u> - FOR INK FOUNTAIN ASSEMBLY. SEE ITEM #40 & #1, PAGE 22.
34	P-1348	<u>BUSHING</u>
35	P-1391	<u>WASHER</u>
36	P-159	<u>SCREW</u>
37	P-8066	<u>SHOULDER SCREW</u>
38	P-12457	<u>IDLER GEAR</u> - (STEEL) DRIVEN BY ITEM #4, PAGE 19A & DRIVES ITEM #20, PAGE 19.
39	P-1273	<u>BUSHING</u> - 1250 N.S. FOR GEARED OSCILLATOR ITEM #4, PAGE 19. NON-OPERATORS SIDE.
	P-1286	<u>BUSHING</u> - 1250 O.S. FOR GEARED OSCILLATOR ITEM #4, PAGE 19. NON-OPERATORS SIDE.
40	P-6057	<u>ANCHOR SPRING PIN</u>
41	P-7056	<u>STUD</u> - FOR INK COVER. SEE ITEM #9, PAGE 37.
42	P-241	<u>SCREW</u>
43	P-5355	<u>SCREW ASSEMBLY</u>
44	P-1290	<u>BUSHING</u> - SEE ITEM #10, PAGE 29A.
45	P-6002	<u>SPRING ANCHOR</u>
46	P-6057	<u>SPRING ANCHOR PIN</u>
47	P-120820	<u>TOP INK OSCILLATING ROLLER ASSEMBLY</u> - (OUR STYLE) 1250 O.S. 2-5/8" DIA. (10 X 15)
	P-122820	<u>TOP INK OSCILLATING ROLLER ASSEMBLY</u> - (OUR STYLE) 1250 N.S. & L.W. (11 X 17)
48	P-120821	<u>ROLLER SHELL ONLY</u> - SUFACE LENGTH 10-1/2" (PART OF P-120820).
	P-122821	<u>ROLLER SHELL ONLY</u> - SURFACE LENGTH - 11-1/2" (PART OF P-122820).
	P-122822	<u>ROLLER SHELL ONLY</u> - SURFACE LENGTH - 10-5/8"
49	P-120846	<u>OSCILLATING DOG</u>
50	P-35443	<u>END CAP</u>
51	P-12	<u>SET SCREW</u>
52	P-3	<u>SET SCREW</u>
53	P-36453	<u>END CAP</u> - COMES WITH SET SCREW ITEM #51.
54	P-120865	<u>OSCILLATING SHAFT</u>
55	P-6715	<u>RETAINING COLLAR</u>
56	P-120863	<u>BUSHING</u> - NO HOLE FOR DOG.
57	P-120864	<u>BUSHING</u> - WITH HOLE FOR DOG.
58	P-8	<u>SET SCREW</u>
59	P-120827	<u>MOUNTING BRACKET</u>
60	P-120828	<u>TIE ROD</u> - FOR P-120820, ITEM #47.
	P-122828	<u>TIE ROD</u> - FOR P-122820, ITEM #47..

DRAWING #21
INK DUCTOR SHAFT ASSEMBLY & DUCTOR ROLLER



**NON-OPERATORS SIDE
 RIGHT HAND**



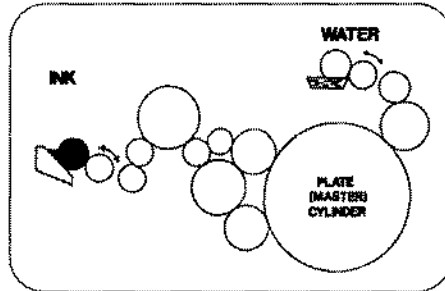
**OPERATORS SIDE
 LEFT HAND**

Page #21
INK DUCTOR SHAFT ASSEMBLY & DUCTOR ROLLER

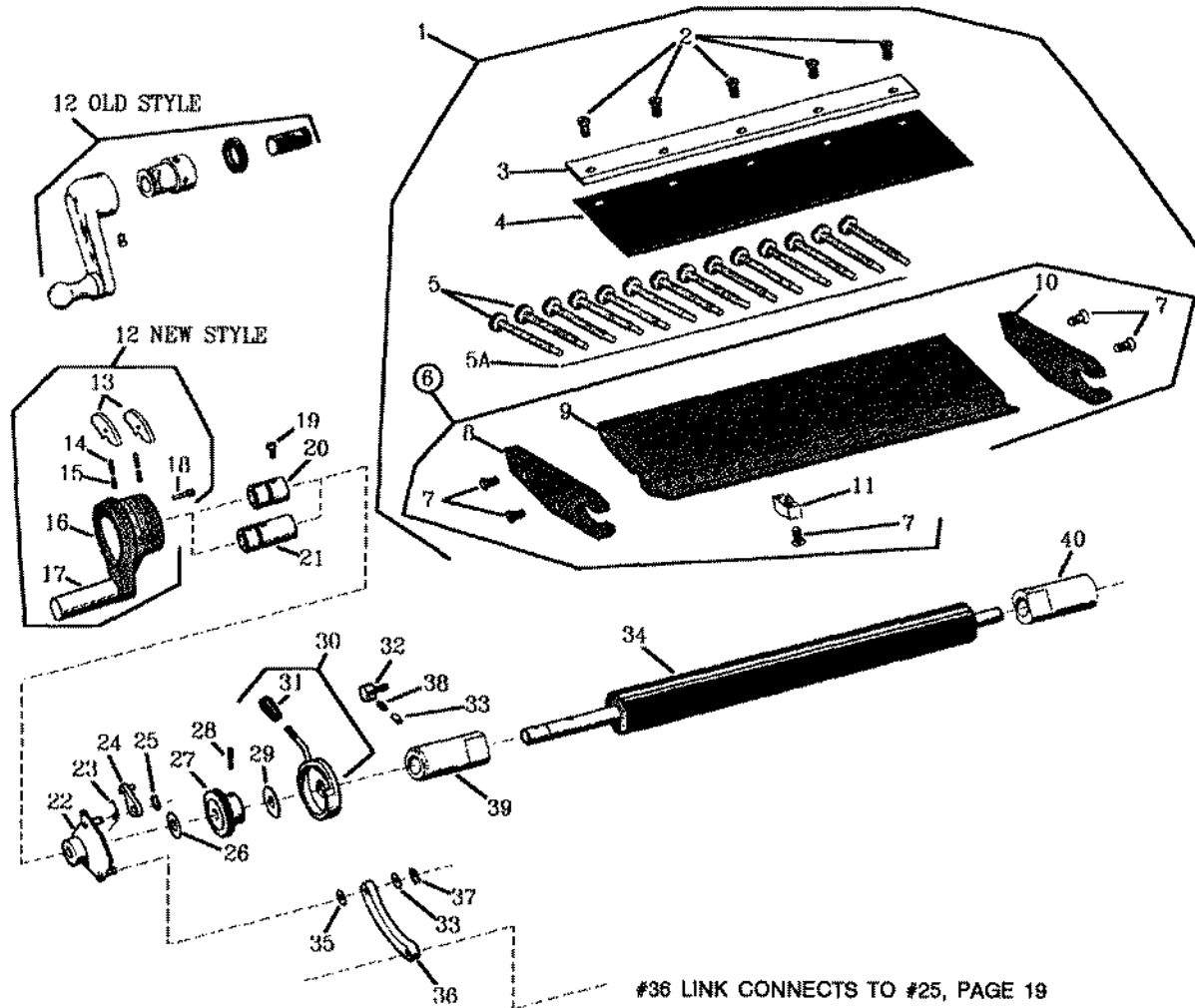
KEY #	PART#	DESCRIPTION
1	P-6058	<u>SPRING HOLDER</u> - ATTACHES TO TIE BAR, ITEM #46, PAGE 19.
2	P-12549	<u>SPRING</u> - CLIPS ON TO SPRING ANCHOR PIN, ITEM #18, THIS PAGE.
4	P-12230	<u>INK DUCTOR ROLLER ONLY</u> - 1250 N.S. & L.W. 1-1/16" DIA. WITH BEARINGS - 11-3/4" OAL
	P-12030	<u>INK DUCTOR ROLLER ONLY</u> - 1250 O.S. & W. 1-1/16" DIA. NO BEARINGS - 11-1/4" OAL.
5	P-1310	<u>FLANGED BUSHING</u>
6	P-682	<u>RETAINING RING</u>
7	P-12395	<u>INK DUCTOR SHAFT ASSEMBLY</u> - COMPLETE. 1250 NEW STYLE & DOMESTIC.
	P-12690	<u>INK DUCTOR SHAFT ASSEMBLY</u> - COMPLETE. 1250 OLD STYLE.
8	P-680	<u>C-RING</u>
9	P-579	<u>FLAT WASHER</u>
10	P-12331	<u>LATCH SPRING - L.H.</u> - 1250 NEW STYLE & DOMESTIC.
	P-12551	<u>LATCH SPRING - L.H.</u> - 1250 OLD STYLE. ALSO FITS ITEM #18, PAGE 15A.
11	P-12338	<u>DUCTOR LATCH</u> - 1250 NEW STYLE & DOMESTIC. SAME FOR LEFT OR RIGHT HAND.
	P-12546	<u>DUCTOR LATCH</u> - 1250 OLD STLYE. SAME FOR LEFT OR RIGHT HAND. ALSO FITS ITEM #18, PAGE 15A.
12	P-12321	<u>DUCTOR ARM</u> - 1250 NEW STYLE & DOMESTIC. SAME FOR LEFT OR RIGHT HAND.
	P-12607	<u>DUCTOR ARM</u> - 1250 OLD STYLE. SAME FOR LEFT OR RIGHT HAND. ALSO FITS ON ITEM #18, PAGE 15A.
13	P-12340	<u>EQUALIZER BAR</u> - 1250 NEW STYLE.
	P-12550	<u>EQUALIZER BAR</u> - 1250 OLD STYLE.
14	P-12336	<u>LATCH SPRING - R.H.</u> - 1250 NEW STYLE & DOMESTIC.
	P-12575	<u>LATCH SPRING - R.H.</u> - 1250 OLD STYLE.
15	P-12570	<u>SHAFT & ARM ASSEMBLY</u> - 1250 NEW STYLE & DOMESTIC.
	P-12693	<u>SHAFT & ARM ASSEMBLY</u> - 1250 OLD STYLE.
16	P-12578	<u>DUCTOR SHAFT</u> - 1250 NEW STYLE & DOMESTIC.
	P-12695	<u>DUCTOR SHAFT</u> - 1250 OLD STYLE.
17	P-12572	<u>ARM ASSEMBLY</u> - INK DUCTOR.
18	P-6059	<u>SPRING ANCHOR PIN</u> - CONNECTS TO ITEM #2, THIS PAGE.
19	P-12564	<u>DUCTOR ARM (ONLY)</u> - NO PIN.
20	P-428	<u>TAPER PIN</u>
21	P-8060	<u>ECCENTRIC SHOULDER SCREW</u>
22	P-1422	<u>CAM ROLLER</u> - RIDES ON ITEM #29, PAGE 19.
23	P-471	<u>KEPS NUT</u>
24	P-12580	<u>INK DUCTOR BEARING</u> - OPERATORS SIDE.
25	P-12907	<u>MOUNTING SCREW</u> - SCREWS DIRECTLY INTO SIDE FRAME.
26	P-1348	<u>BUSHING</u> - INK DUCTOR. NON-OPERATORS SIDE.
27	P-1721	<u>TAPERED REAMER</u> - USE TO INSTALL ITEMS #17 & #16.
28	P-1546	<u>HAND REAMER TOOL</u>

DRAWING #22
INK FOUNTAIN UNIT & FOUNTAIN ROLLER

**OPERATORS SIDE
 LEFT HAND**



**NON-OPERATORS SIDE
 RIGHT HAND**

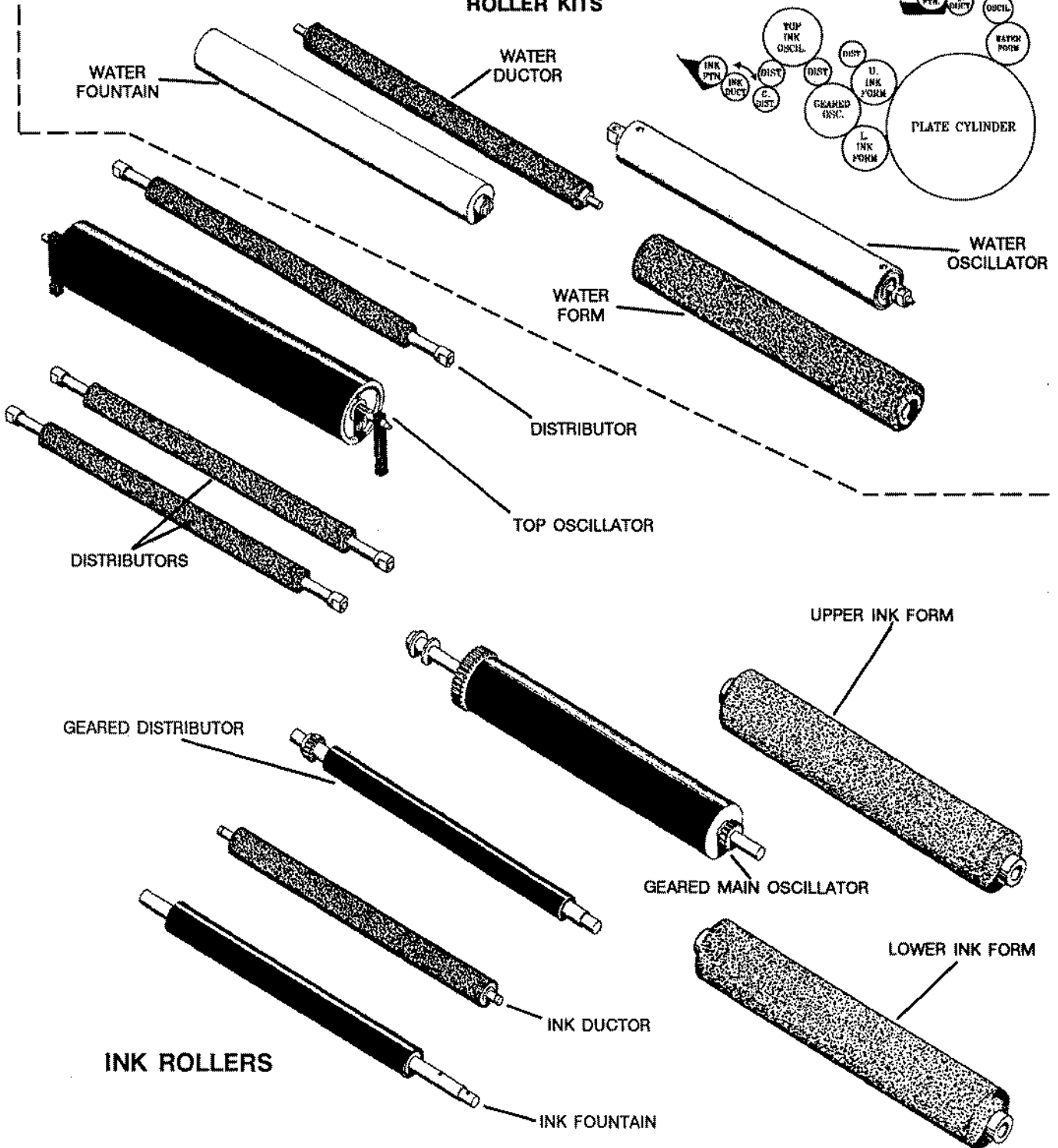


Page #22
INK FOUNTIAN UNIT & FOUNTAIN ROLLER

KEY #	PART#	DESCRIPTION
1	P-12778	<u>INK FOUNTAIN ASSEMBLY</u> - COMPLETE.
2	P-12907	<u>SCREW</u> - FOR MOUNTING CLAMP & BLADE TO FOUNTAIN.
3	P-12082	<u>INK CLAMP</u> - FOR BLADE.
4	P-12233	<u>BLADE</u> - FOR DEEPER INK FOUNTAIN (10-1/4" X 3") COMES WITH ASSEMBLY P-12778.
	P-12079	<u>BLADE</u> - FOR NARROW INK FOUNTAIN (10-1/4" X 1-3/4") DOES NOT COME WITH P-12778.
5	P-1570	<u>THUMB SCREW</u> - 14 TOTAL FOR 1250.
5A	P-35084	<u>LOCKING WIRE</u>
6	P-12789	<u>INK FOUNTAIN</u> - ONLY. ITEMS #7 THRU #11.
7	P-993	<u>SCREW</u>
8	P-12024	<u>LEFT END CAP</u>
9	P-12795	<u>MID SECTION</u>
10	P-12226	<u>RIGHT END CAP</u>
11	P-7057	<u>BLOCK</u> - RESTS ON TIE BAR ITEM #47, PAGE 19, & SCREWS INTO CENTER BOTTOM OF INK FOUNTAIN.
12	P-12470	<u>INK FOUNTAIN CRANK ASSEMBLY</u> - 1250 NEW STYLE. SEE DRAWING.
	P-12863	<u>INK FOUNTAIN CRANK ASSEMBLY</u> - 1250 OLD STYLE. SEE DRAWING.
13	P-12538	<u>HOLD & RELEASE PAWL</u> - 2 PER ASSEMBLY
14	P-3077	<u>DOWEL PIN</u>
15	P-12707	<u>SPRING</u>
16	NO #	<u>CRANK</u> - NOT SOLD SEPARATELY. MUST BUY ASSEMBLY P-12242, ITEM #12.
17	NO #	<u>HANDLE</u> - NOT SOLD SEPARATELY. MUST BUY ASSEMBLY P-12242, ITEM #12.
18	P-3078	<u>DOWEL SCREW</u> - FOR ITEM #13 HOLD & RELEARE PAWL. 1 PER ASSEMBLY.
19	P-43	<u>SCREW</u>
20	P-12275	<u>HUB</u> - 1-3/16" O.A.L.
21	P-12603	<u>HUB</u> - 2" O.A.L.
22	P-12476	<u>BELL CRANK ASSEMBLY</u>
23	P-12248	<u>SPRING</u> - INK FOUNTAIN RATCHET.
24	P-12268	<u>INK RATCHET PAWL</u>
25	P-668	<u>C-RING</u>
26	P-5571	<u>FLAT WASHER</u>
27	P-12239	<u>RATCHET WHEEL</u>
28	P-3076	<u>PILOT SCREW</u>
29	P-5572	<u>FLAT WASHER</u>
30	P-12418	<u>RATCHET SHIELD ASSEMBLY</u> - 1250 M & MG. SOLD ONLY WITH KNOB.
	P-12269	<u>RATCHET SHIELD</u> - 1250 W & LW. DOES NOT COME WITH KNOB.
	P-12905	<u>RATCHET SHIELD</u> - 1250 N. SOLD WITH 90o STEM & NO KNOB.
31	P-12118	<u>KNOB NUT</u>
32	P-12933	<u>CONTROL BLOCK SCREW</u>
33	P-7058	<u>STUD</u> - SNUBBER.
34	P-12035	<u>INK FOUNTAIN ROLLER</u> - 1-1/4" DIA.
35	P-5573	<u>FLAT WASHER</u>
36	P-12265	<u>LINK</u> - ATTACHES TO ITEM #22, THIS PAGE & ITEM #25, PAGE 19.
37	P-668	<u>C-RING</u>
38	P-12601	<u>SPRING</u>
39	P-1280	<u>BUSHING</u> - FOR LOCATION SEE ITEM #21, PAGE 20.
40	P-1282	<u>BUSHING</u> - FOR LOCATION SEE ITEM #33, PAGE 20.

WATER ROLLERS

**DRAWING #23
 ROLLER KITS**



INDICATES HARD RUBBER

INDICATES METAL ROLLER

INDICATES SOFT RUBBER

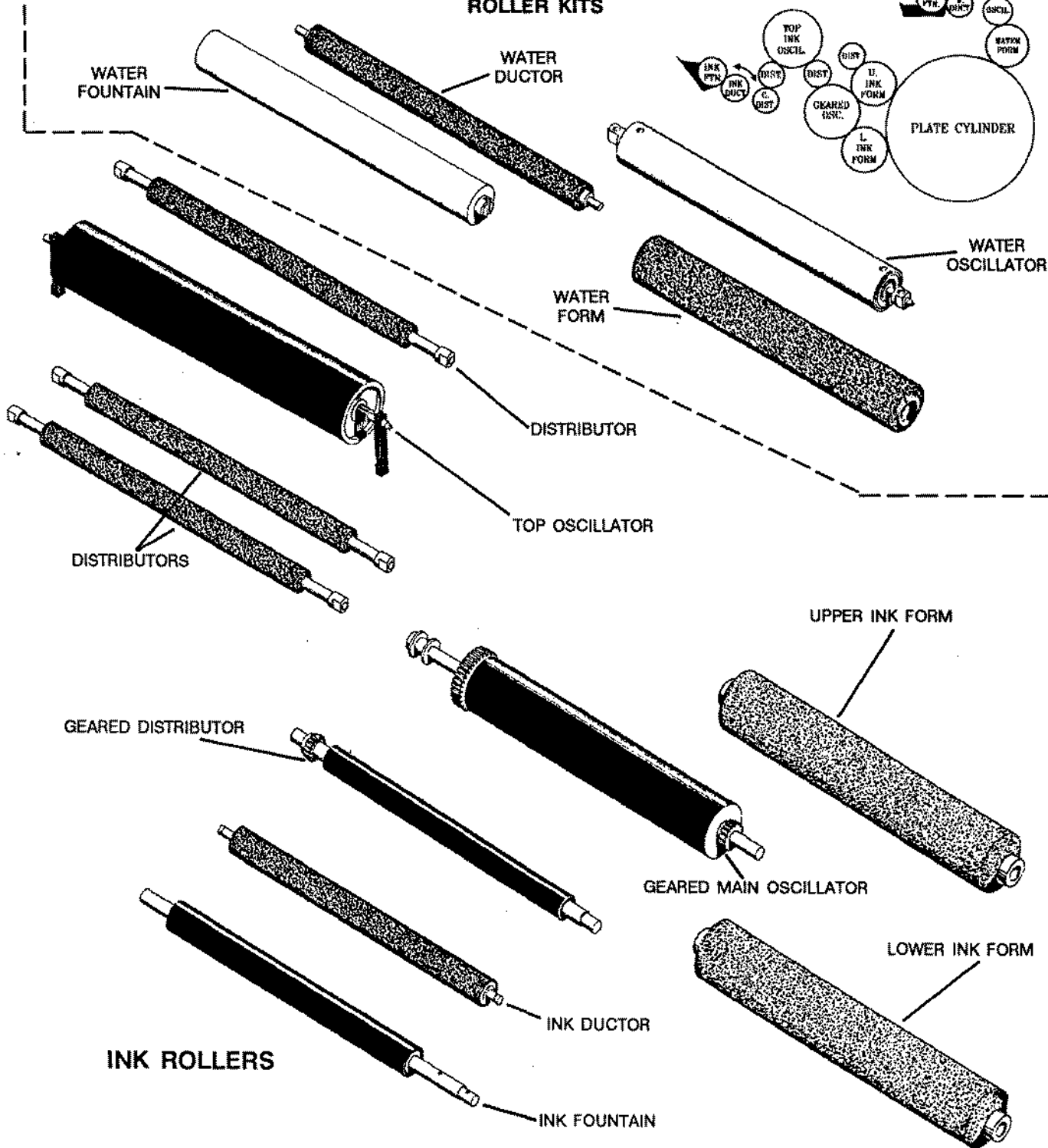


Page #23
ROLLER KITS

KEY #	PART#	DESCRIPTION
1	P-5034	<u>BARE BACK ROLLER KIT</u> - 1250W/1250LW NEW STYLE - WITH SMOOTH FOUNTAIN ROLLER. CONSISTS OF 4 ROLLERS 1 EA. P-12242 FORM 1 EA. P-12252 DUCTOR 1 EA. P-120855 OSCILLATOR 1 EA. P-12255 FOUNTAIN
2	P-5035	<u>BARE BACK ROLLER KIT</u> - 1250W/1250LW NEW STYLE. CONSISTS OF 3 ROLLERS 1 EA. P-12242 FORM 1 EA. P-12252 DUCTOR 1 EA. P-120855 OSCILLATOR
3	P-5036	<u>SOFT RUBBER WATER ROLLER KIT</u> - 1250W/1250LW NEW STYLE. CONSISTS OF 2 ROLLERS 1 EA. P-12250 DUCTOR 1 EA. P-12240 FORM
4	P-5037	<u>SOFT RUBBER INK ROLLER KIT</u> - 1250W/1250LW NEW STYLE. CONSISTS OF 5 ROLLERS 1 EA. P-12230 DUCTOR 2 EA. P-12221 DISTRIBUTOR 2 EA. P-12210 FORM <i>IF YOUR PRESS IS USING 3 DISTRIBUTORS YOU MUST ORDER 1 EXTRA OF P-12221.</i>
5	P-5038	<u>COMPLETE INK & WATER SOFT RUBBER ROLLER KIT</u> - 1250W/1250LW NEW STYLE. CONSISTS OF 7 ROLLERS 1 EA. P-5036 SOFT RUBBER WATER ROLLER KIT 1 EA. P-5037 SOFT RUBBER INK ROLLER KIT
6	P-5039	<u>COMPLETE WATER ROLLER KIT</u> - 1250W/1250LW NEW STYLE. CONSISTS OF 4 ROLLERS 1 EA. P-12256 FOUNTAIN 1 EA. P-12250 DUCTOR 1 EA. P-120850 OSCILLATOR 1 EA. P-12240 FORM
7	P-5040	<u>COMPLETE INK ROLLER KIT</u> - 1250W/1250LW NEW STYLE. CONSISTS OF 10 ROLLERS 1 EA. P-12035 FOUNTAIN 1 EA. P-12230 DUCTOR 1 EA. P-12229 GEARED DISTRIBUTOR 3 EA. P-12221 DISTRIBUTOR 1 EA. P-122820 TOP OSCILLATOR 1 EA. P-122830 GEARED MAIN OSCILLATOR 2 EA. P-12210 FORM
8	P-5041	<u>COMPLETE INK & WATER ROLLER KIT</u> - 1250W/1250LW NEW STYLE. CONSISTS OF 14 ROLLERS 1 EA P-5039 COMPLETE WATER ROLLER KIT 1 EA. P-5040 COMPLETE INK ROLLER KIT
9	P-5042	<u>SOFT RUBBER INK ROLLER KIT</u> - 1250W/1250LW NEW STYLE. CONSISTS OF 5 ROLLERS 1 EA. P-12230 DUCTOR 2 EA. P-12220 DISTRIBUTOR 2 EA. P-12210 FORM <i>IF YOUR PRESS IS USING 3 DISTRIBUTORS YOU MUST ORDER 1 EXTRA OF P-12220.</i>
10	P-5043	<u>BARE BACK ROLLER KIT</u> - 1250W/1250LW OLD STYLE - WITH SMOOTH FOUNTAIN ROLLER. CONSISTS OF 4 ROLLERS 1 EA. P-12242 FORM 1 EA. P-12052 DUCTOR 1 EA. P-120850 OSCILLATOR 1 EA. P-12055 FOUNTAIN - SMOOTH
11	P-5044	<u>BARE BACK ROLLER KIT</u> - 1250W/1250LW OLD STYLE. CONSISTS OF 3 ROLLERS 1 EA. P-12242 FORM 1 EA P-12052 DUCTOR 1 EA. P-120855 OSCILLATOR
12	P-5045	<u>SOFT RUBBER WATER ROLLER KIT</u> - 1250W/1250LW OLD STYLE. CONSISTS OF 2 ROLLERS 1 EA. P-12150 DUCTOR 1 EA. P-12140 FORM
13	P-5046	<u>SOFT RUBBER INK ROLLER KIT</u> - 1250W/1250LW OLD STYLE. CONSISTS OF 6 ROLLERS 1 EA. P-12130 DUCTOR 3 EA. P-12121 DISTRIBUTOR 2 EA. P-12110 FORM
14	P-5047	<u>COMPLETE SOFT RUBBER ROLLER KIT</u> - 1250W/1250LW OLD STYLE. CONSISTS OF 8 ROLLERS 1 EA. P-5045 COMPLETE SOFT INK RUBBER WATER ROLLER KIT 1 EA. P-5046 COMPLETE SOFT INK RUBBER ROLLER KIT

WATER ROLLERS

**DRAWING #23A
 ROLLER KITS**



INDICATES HARD RUBBER

INDICATES METAL ROLLER

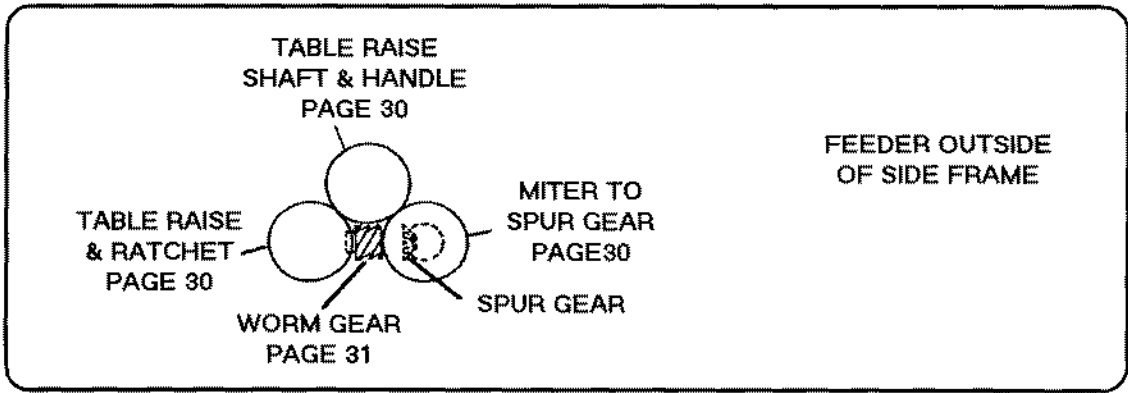
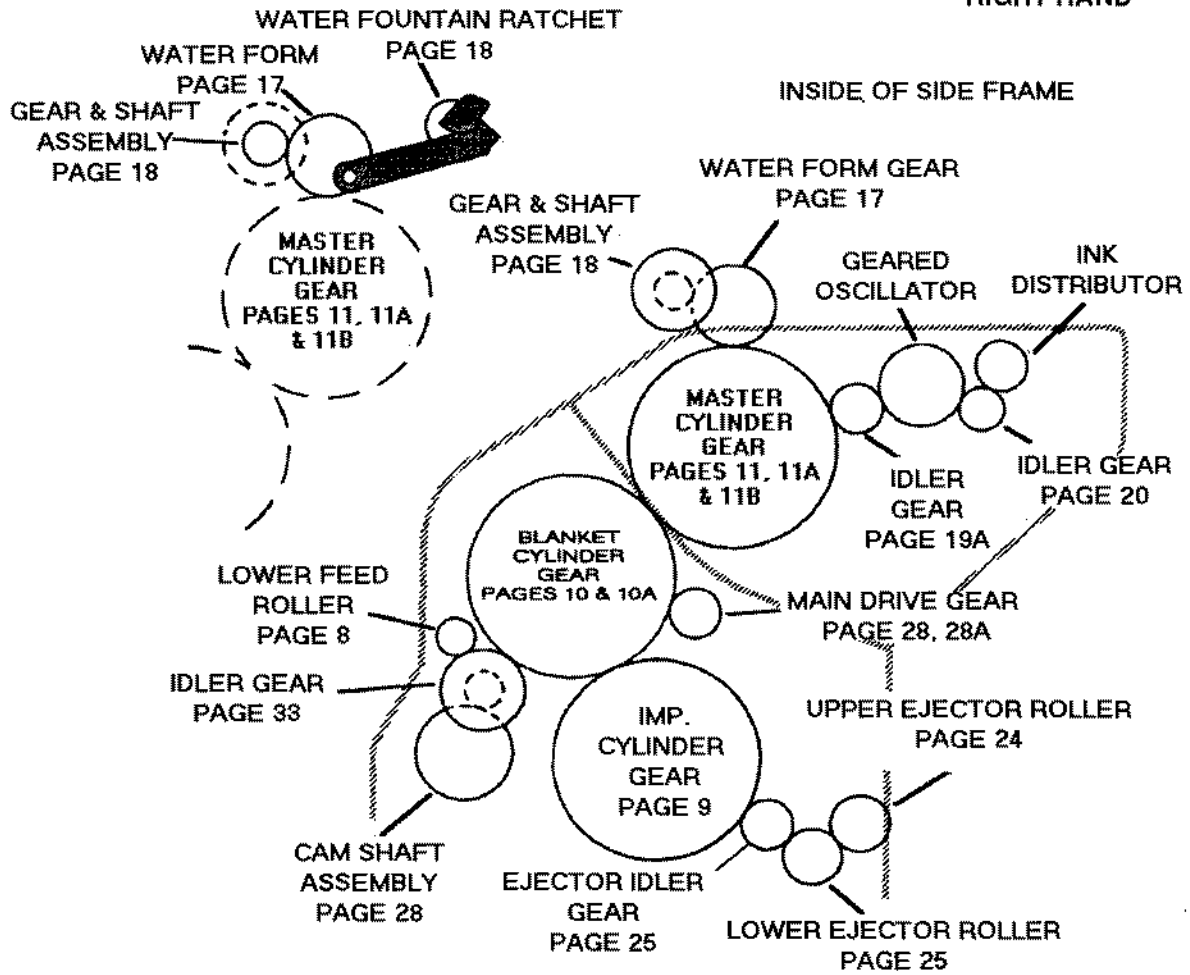
INDICATES SOFT RUBBER



KEY #	PART#	DESCRIPTION
15	P-5048	<u>COMPLETE WATER ROLLER KIT</u> - 1250W/1250LW OLD STYLE. CONSISTS OF 4 ROLLERS 1 EA. P-12056 FOUNTAIN - KNURLED 1 EA. P-12150 DUCTOR 1 EA. P-120850 OSCILLATOR 1 EA. P-12140 FORM
16	P-5049	<u>COMPLETE INK ROLLER KIT</u> - 1250W/1250LW OLD STYLE. CONSISTS OF 10 ROLLERS 1 EA. P-12035 FOUNTAIN 1 EA. P-12130 DUCTOR 1 EA. P-12229 GEARED DISTRIBUTOR 1 EA. P-12121 DISTRIBUTOR 1 EA. P-122820 TOP OSCILLATOR 1 EA. P-122830 GEARED MAIN OSCILLATOR 2 EA. P-12110 FORM
17	P-5050	<u>COMPLETE INK & WATER ROLLER KIT</u> - 1250W/1250LW/1250OS CONSISTS OF 14 ROLLERS 1 EA. P-5048 COMPLETE WATER ROLLER KIT 1 EA. P-5049 COMPLETE INK ROLLER KIT
18	P-5051	<u>SOFT RUBBER INK ROLLER KIT</u> - 1250W/1250LW OLD STYLE. CONSISTS OF 6 ROLLERS 1 EA. P-12130 DUCTOR 3 EA. P-12120 DISTRIBUTOR (OVERSIZED) 2 EA. P-12110 FORM
19	P-5052	<u>BARE BACK ROLLER KIT</u> - 1250 (WITH SMOOTH FOUNTAIN ROLLER). CONSISTS OF 4 ROLLERS 1 EA. P-12042 FORM 1 EA. P-12052 DUCTOR 1 EA. P-120855 OSCILLATOR 1 EA. P-12055 FOUNTAIN
20	P-5053	<u>BARE BACK ROLLER KIT</u> - 1250. CONSISTS OF 3 ROLLERS 1 EA. P-12042 FORM 1 EA. P-12052 DUCTOR 1 EA. P-120855 OSCILLATOR
21	P-5054	<u>SOFT RUBBER WATER ROLLER KIT</u> - 1250. CONSISTS OF 2 ROLLERS 1 EA. P-12050 DUCTOR 1 EA. P-12040 FORM
22	P-5055	<u>SOFT RUBBER INK ROLLER KIT</u> - 1250. CONSISTS OF 6 ROLLERS 1 EA. P-12030 DUCTOR 3 EA. P-12021 DISTRIBUTOR 2 EA. P-12011 FORM
23	P-5056	<u>SOFT RUBBER WATER & INK ROLLER KIT</u> - 1250. CONSISTS OF 8 ROLLERS 1 EA. P-5054 SOFT RUBBER WATER ROLLER KIT 1 EA. P-5055 SOFT RUBBER INK ROLLER KIT
24	P-5057	<u>COMPLETE WATER ROLLER KIT</u> - 1250. CONSISTS OF 4 ROLLERS 1 EA. P-12056 FOUNTAIN - KNURLED. 1 EA. P-12050 DUCTOR 1 EA. P-120850 OSCILLATOR 1 EA. P-12040 FORM
25	P-5058	<u>COMPLETE INK ROLLER KIT</u> - 1250. CONSISTS OF 10 ROLLERS 1 EA. P-12035 FOUNTAIN 1 EA. P-12030 DUCTOR 1 EA. P-12029 GEARED DISTRIBUTOR 3 EA. P-12021 DISTRIBUTOR 1 EA. P-120820 TOP OSCILLATOR 1 EA. P-120830 GEARED MAIN OSCILLATOR 2 EA. P-12011 FORM
26	P-5059	<u>COMPLETE INK & WATER ROLLER KIT</u> - 1250. CONSISTS OF 14 ROLLERS 1 EA. P-5057 COMPLETE WATER ROLLER KIT 1 EA. P-5058 COMPLETE INK ROLLER KIT
27	P-5060	<u>SOFT RUBBER INK ROLLER KIT</u> - 1250. CONSISTS OF 6 ROLLERS 1 EA. P-12030 DUCTOR 3 EA. P-12020 DISTRIBUTOR (OVERSIZED) 2 EA. P-12011 FORM

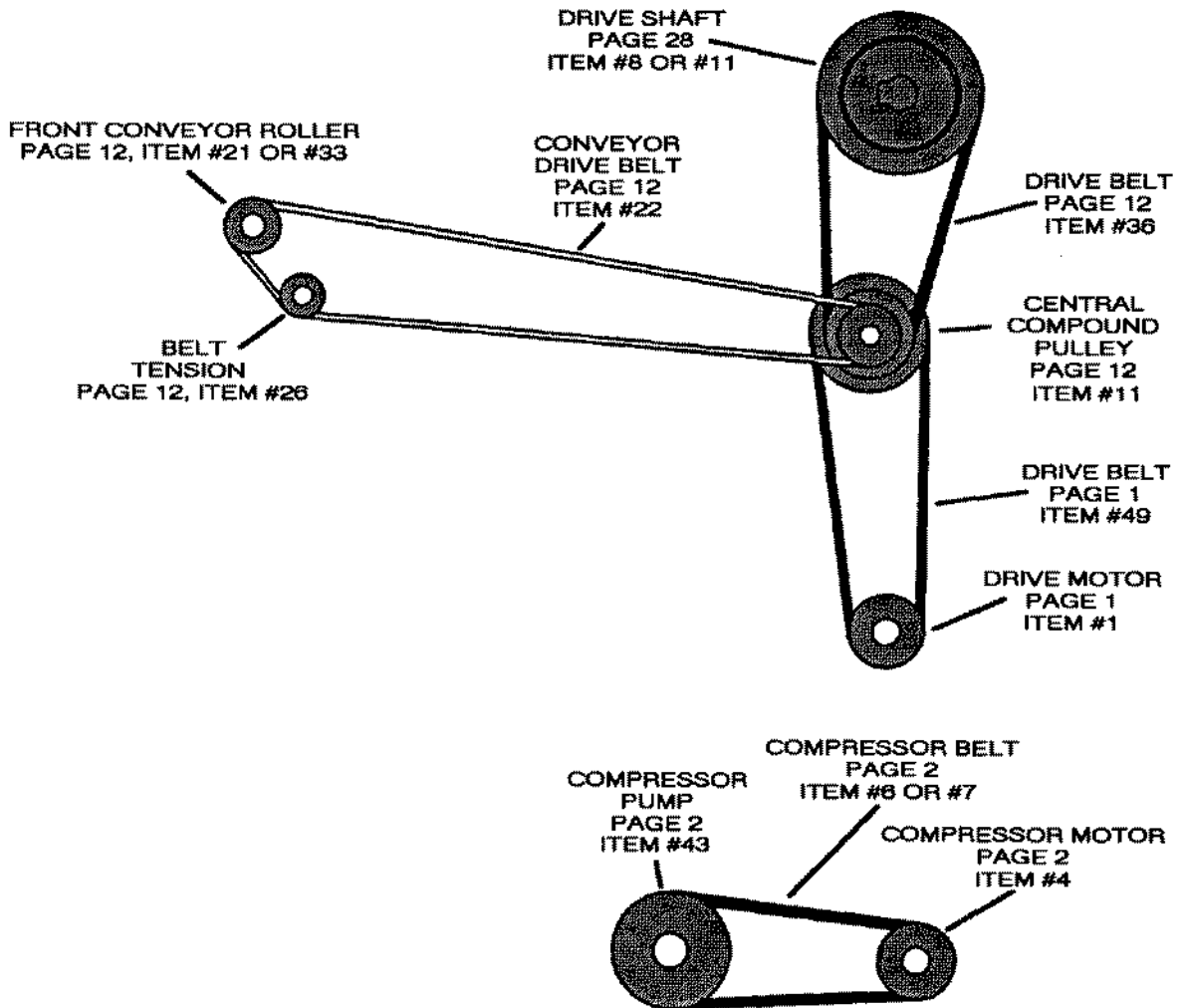
DRAWING #23B
GEAR TRAIN

NON-OPERATORS SIDE
RIGHT HAND



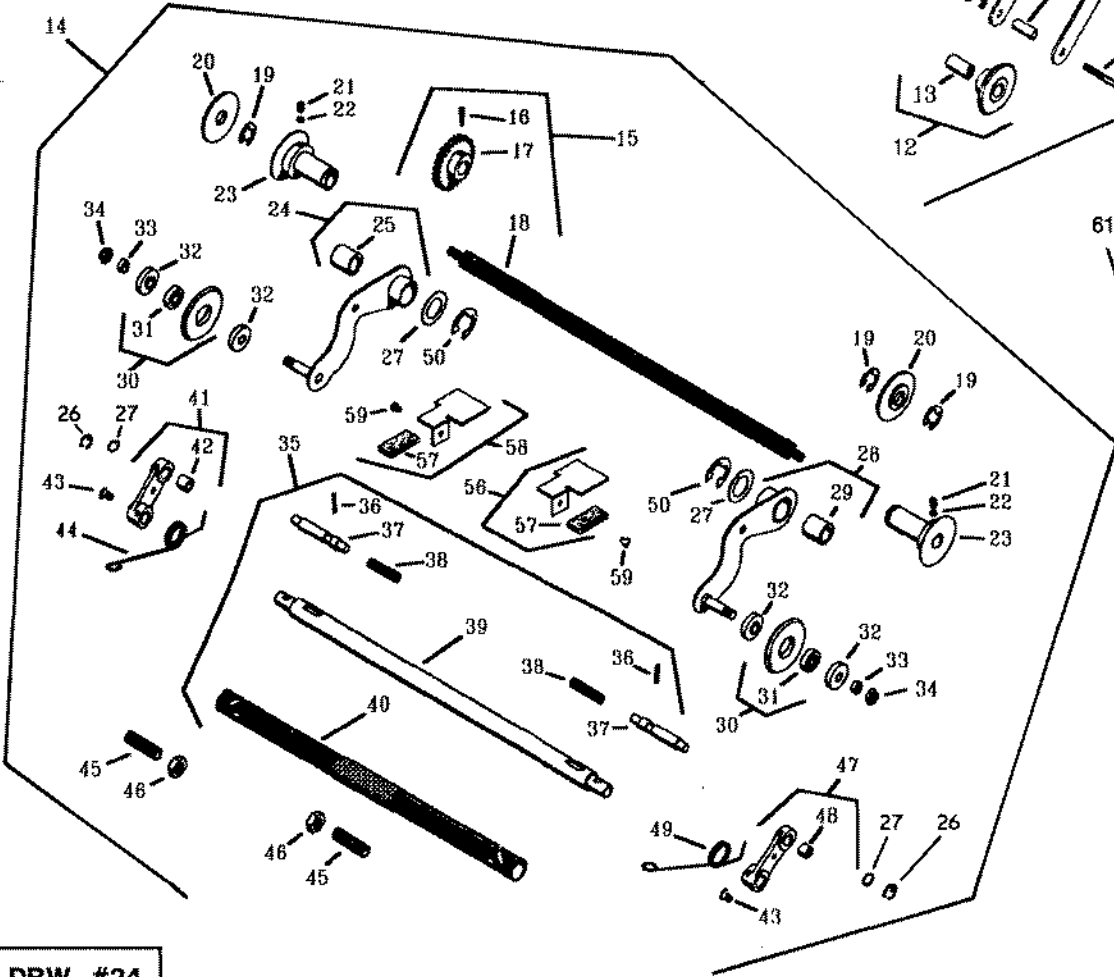
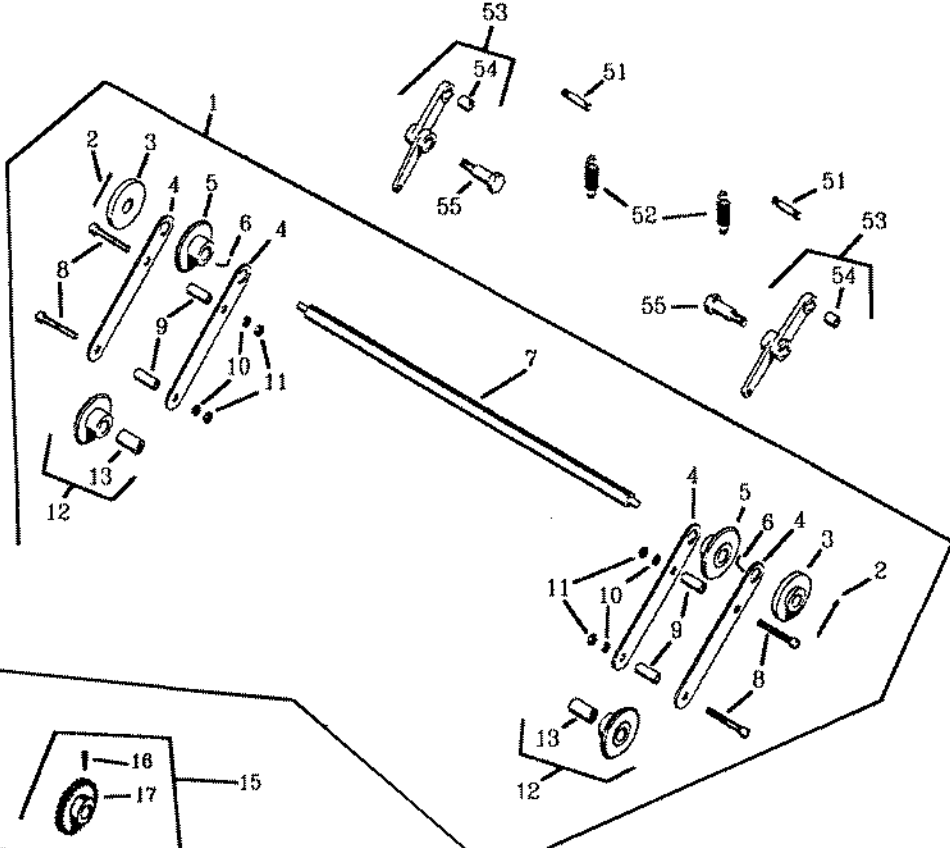
DRAWING #23C
PULLEYS & V-BELTS

NON-OPERATORS SIDE
RIGHT HAND



DRAWING #24
UPPER EJECTOR ROLLER ASSEMBLY

NON-OPERATORS SIDE
RIGHT HAND



OPERATORS SIDE
LEFT HAND

Page #24
UPPER EJECTOR ROLLER ASSEMBLY

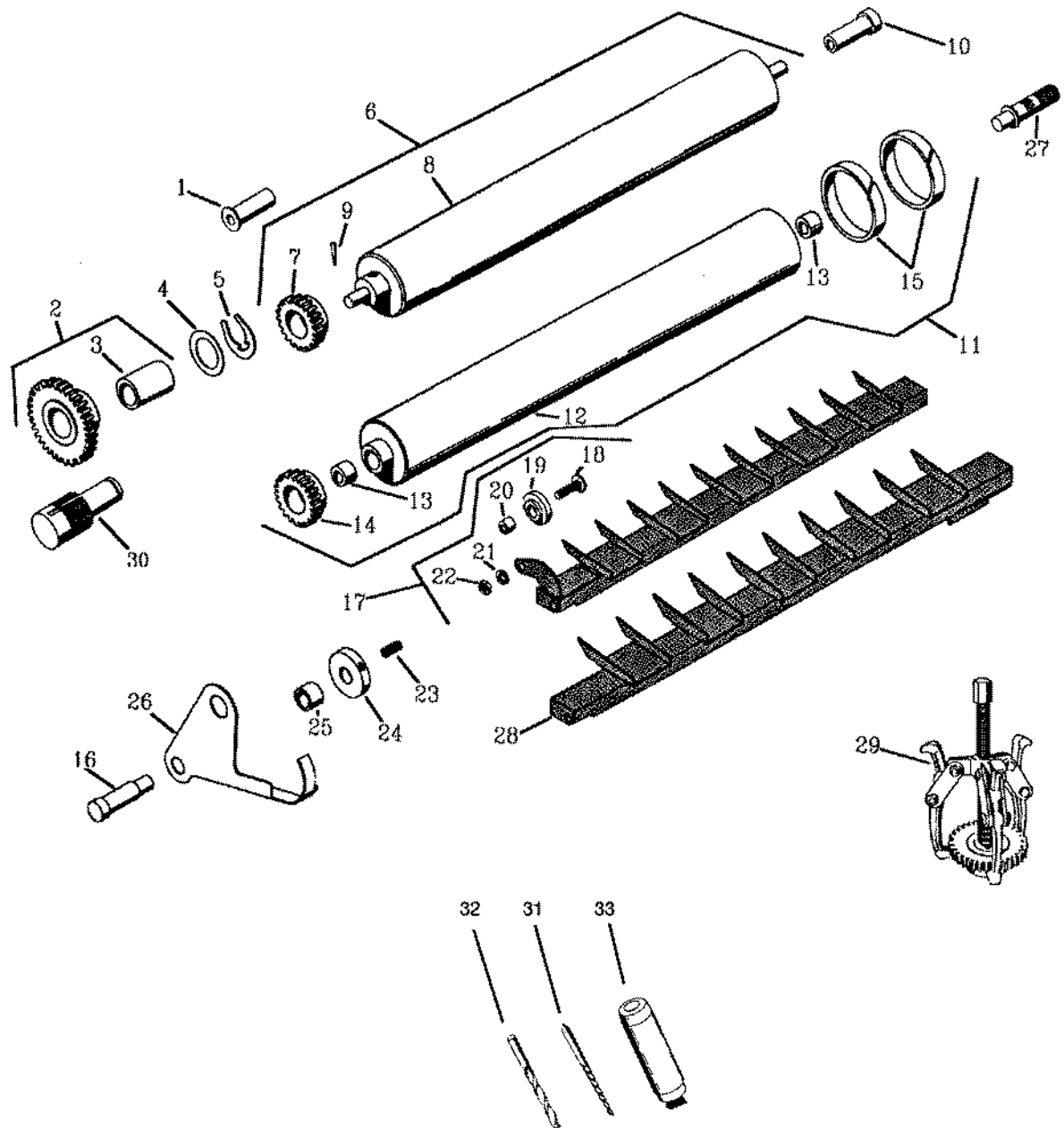
KEY #	PART#	DESCRIPTION
1	P-12582	<u>UPPER EJECTOR ROLLER ASSEMBLY</u> - COMPLETE. (1250 OLD STYLE) FITS INTO ARM ASSEMBLIES, ITEM #53, THIS PAGE.
2	P-342	<u>COTTER PIN</u>
3	P-12644	<u>RIDER ROLLER</u>
4	P-12598	<u>EJECTOR ARM</u>
5	P-12652	<u>UPPER ROLLER</u>
6	P-12588	<u>SPRING KEY</u>
7	P-12873	<u>SHAFT</u>
8	P-177	<u>SCREW</u>
9	P-1401	<u>CAM</u>
10	P-625	<u>LOCK WASHER</u>
11	P-468	<u>NUT</u>
12	P-12592	<u>LOWER EJECTOR ROLLER ASSEMBLY</u>
13	P-773	<u>NEEDLE BEARING</u>
14	P-14616	<u>UPPER EJECTOR ROLLER ASSEMBLY</u> - (COMPLETE COMES WITH CLEANING BRACKETS ITEMS #56, #57 & #58) - (1250 NEW STYLE) FITS ONTO BUSHING, ITEM #45, THIS PAGE & ITEM #45, PAGE 33.
	P-12616	<u>UPPER EJECTOR ROLLER ASSEMBLY</u> - COMPLETE LESS CLEANING BRACKETS ITEMS #56, #57 & #58) - (1250 NEW STYLE) FITS ONTO BUSHING, ITEM #45, THIS PAGE & ITEM #45, PAGE 33.
15	P-12782	<u>SHAFT & GEAR ASSEMBLY</u>
16	P-432	<u>TAPER PIN</u>
17	P-12596	<u>GEAR</u> - SOLD SEPARATELY BUT NEED PROPER TOOLS TO INSTALL. SEE ITEMS #60, #61 & #62.
18	P-12594	<u>SHAFT</u>
19	P-671	<u>C-RING</u>
20	P-12590	<u>RIDER ROLLER</u>
21	P-8	<u>SET SCREW</u>
22	P-1071	<u>BRASS PLUG</u>
23	P-12621	<u>ROLLER</u>
24	P-12612	<u>R.H. ARM ASSEMBLY</u>
25	P-1262	<u>BUSHING</u>
26	P-667	<u>C-RING</u>
27	P-621	<u>WASHER</u>
28	P-12611	<u>L.H. ARM ASSEMBLY</u>
29	P-1262	<u>BUSHING</u>
30	P-12600	<u>ROLLER ASSEMBLY</u> - RIDES ON ITEM #15, PAGE 25.
31	P-767	<u>BALL BEARING</u>
32	P-1444	<u>CAM ROLLER</u>
33	P-1402	<u>CAM</u>
34	P-521	<u>ELASTIC STOP NUT</u>
35	P-12558	<u>ROD ASSEMBLY</u>
36	P-3079	<u>PIN</u>
37	P-3080	<u>PIN</u> - FOR SPRING ITEM #38, THIS PAGE.
38	P-12620	<u>SPRING</u>
39	P-12626	<u>INNER SHAFT</u>
40	P-12608	<u>OUTTER TUBE</u>
41	P-12586	<u>R.H. ARM ASSEMBLY</u> - NOW USING P-12584.
42	P-797	<u>BUSHING</u>
43	P-201	<u>SCREW</u>
44	P-12604	<u>R.H. SPRING</u>
45	P-12614	<u>BUSHING</u> - FITS THRU SIDE FRAME. SEE ITEM #45, PAGE 33
46	P-498	<u>NUT</u>
47	P-12584	<u>L.H. ARM ASSEMBLY</u>
48	P-797	<u>BUSHING</u>
49	P-12618	<u>L.H. SPRING</u>
50	P-673	<u>C-RING</u>
51	P-6067	<u>SPRING ANCHOR</u>
52	P-12798	<u>SPRING</u>
53	P-12659	<u>ARM ASSEMBLY</u> - LEFT OR RIGHT HAND.
54	P-797	<u>BUSHING</u>
55	P-8091	<u>SHOULDER SCREW</u>
56	P-14612	<u>LEFT HAND CLEANER BRACKET</u>
57	P-1795	<u>FELT WIPER</u> - ALSO COMES WITH ITEM #58, P-14611.
58	P-14611	<u>RIGHT HAND CLEANER BRACKET</u>
59	P-4614	<u>SHOULDER SCREW</u>
60	P-1590	<u>TAPERED REAMER</u> - USE TO INSTALL ITEM #17, GEAR.
61	P-1381	<u>DRILL BIT</u> - USE TO INSTALL ITEM #17, GEAR.
62	P-1546	<u>HAND REAMER TOOL</u> - USE TO INSTALL ITEM #17, GEAR.
63	P-12602	<u>EJECTOR ARM KIT</u> - (NOT SHOWN) CONSISTS OF ITEMS #8, 23, 24, 27, 28, 30, 32, 33, 34, 50.

NOTE: YOU CAN CONVERT YOUR OLD STYLE EJECTOR (ITEM #1) TO NEW STYLE (ITEM #14) BY REPLACING
ITEM #51 THRU #55 WITH ITEMS #45 & #46. ITEM #45 SCREWS INTO THE SAME THREADED HOLE AS ITEM #55.

DRAWING #25
LOWER EJECTOR ROLLER & STRIPPER ASSEMBLY

NON-OPERATORS SIDE
RIGHT HAND

OPERATORS SIDE
LEFT HAND



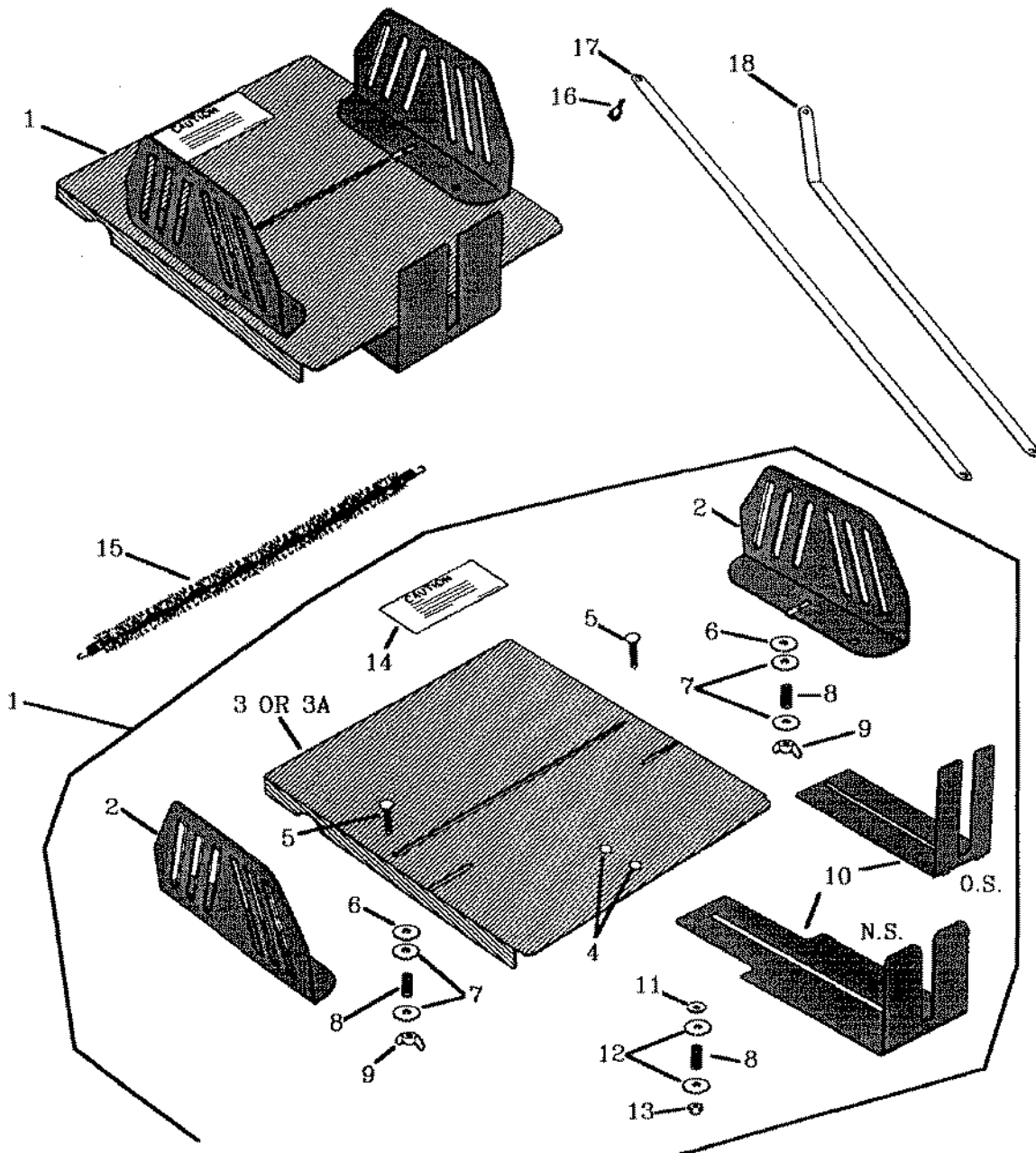
Page #25
LOWER EJECTOR ROLLER & STRIPPER ASSEMBLY

KEY #	PART#	DESCRIPTION
1	P-1347	<u>FLANGED END BEARING</u> - NON-OPERATORS SIDE.
2	P-12632	<u>DRIVE GEAR</u> - OPERATES ROLLER, ITEM & GEAR ASSEMBLY, ITEM #6 OR #11, THIS PAGE.
3	P-1236	<u>BUSHING</u>
4	P-5571	<u>FLAT WASHER</u>
5	P-5344	<u>C-RING</u>
6	P-12638	<u>LOWER EJECTOR ROLLER ASSEMBLY</u> - 1250 OLD STYLE. 1-3/8" O.D.
7	P-12629	<u>ROLLER GEAR</u> - GEAR SOLD SEPARATELY BUT NEED PROPER TOOLS TO INSTALL. SEE ITEMS #31, #32 & #33.
8	P-12595	<u>LOWER EJECTOR ROLLER ONLY</u> - 1250 OLD STYLE. 1-3/8" O.D.
9	P-435	<u>TAPER PIN</u>
10	P-1364	<u>FLANGED END BEARING</u> - OPERATORS SIDE.
11	P-12634	<u>LOWER EJECTOR ROLLER ASSEMBLY</u> - 1250 NEW STYLE, 1250W/LW. 1-3/8" O.D.
12	NO #	<u>LOWER EJECTOR ROLLER ONLY</u> - NOT AVAILABLE SEPARATELY. MUST BUY FULL ASSEMBLY P-12634, ITEM #11.
13	P-816	<u>BUSHING</u>
14	P-12636	<u>ROLLER GEAR</u> - AVAILABLE SEPARATELY. USE P-5945 ITEM #29, IF REPLACING GEAR ONLY.
15	P-12642	<u>RING</u> - ITEM #30, PAGE 24 RIDES ON THIS RING. 1-3/8" I.D.
	P-14642	<u>RING</u> - ITEMS #30, PAGE 24 RIDES ON THIS RING. 1-3/32" I.D.
16	P-7060	<u>BEARING STUD</u> - OPERATORS SIDE.
17	P-12622	<u>PAPER STRIPPER ASSEMBLY</u> - 1250 OLD STYLE. WORKS WITH ROLLER ITEM #6, THIS PAGE.
18	P-12427	<u>SCREW</u>
19	P-6851	<u>CAM ROLLER</u>
20	P-799	<u>BUSHING</u>
21	P-644	<u>LOCK WASHER</u>
22	P-468	<u>NUT</u>
23	P-8	<u>SET SCREW</u>
24	P-5577	<u>CAM</u>
25	P-5576	<u>SPACER</u>
26	P-12740	<u>GEAR GUARD</u>
27	P-7059	<u>BEARING STUD</u> - NON-OPERATORS SIDE.
28	P-12904	<u>STRIPPER ASSEMBLY</u> - NEW STYLE. WORKS WITH ROLLER, ITEM #11, THIS PAGE.
29	P-5945	<u>GEAR & WHEEL PULLER</u> - SEE ITEM #14, THIS PAGE.
30	P-7097	<u>STUD</u>
31	P-1590	<u>REAMER</u> - USE TO INSTALL ITEM #7, ROLLER GEAR.
32	P-1381	<u>DRILL BIT</u> - USE TO INSTALL ITEM #7, ROLLER GEAR.
33	P-1546	<u>HAND REAMER TOOL</u> - USE TO INSTALL ITEM #7, ROLLER GEAR.

DRAWING #26
PAPER RECEIVING TRAY ASSEMBLY (NO JOGGER) - 1250 O.S. & N.S.

**NON-OPERATORS SIDE
 RIGHT HAND**

**OPERATORS SIDE
 LEFT HAND**



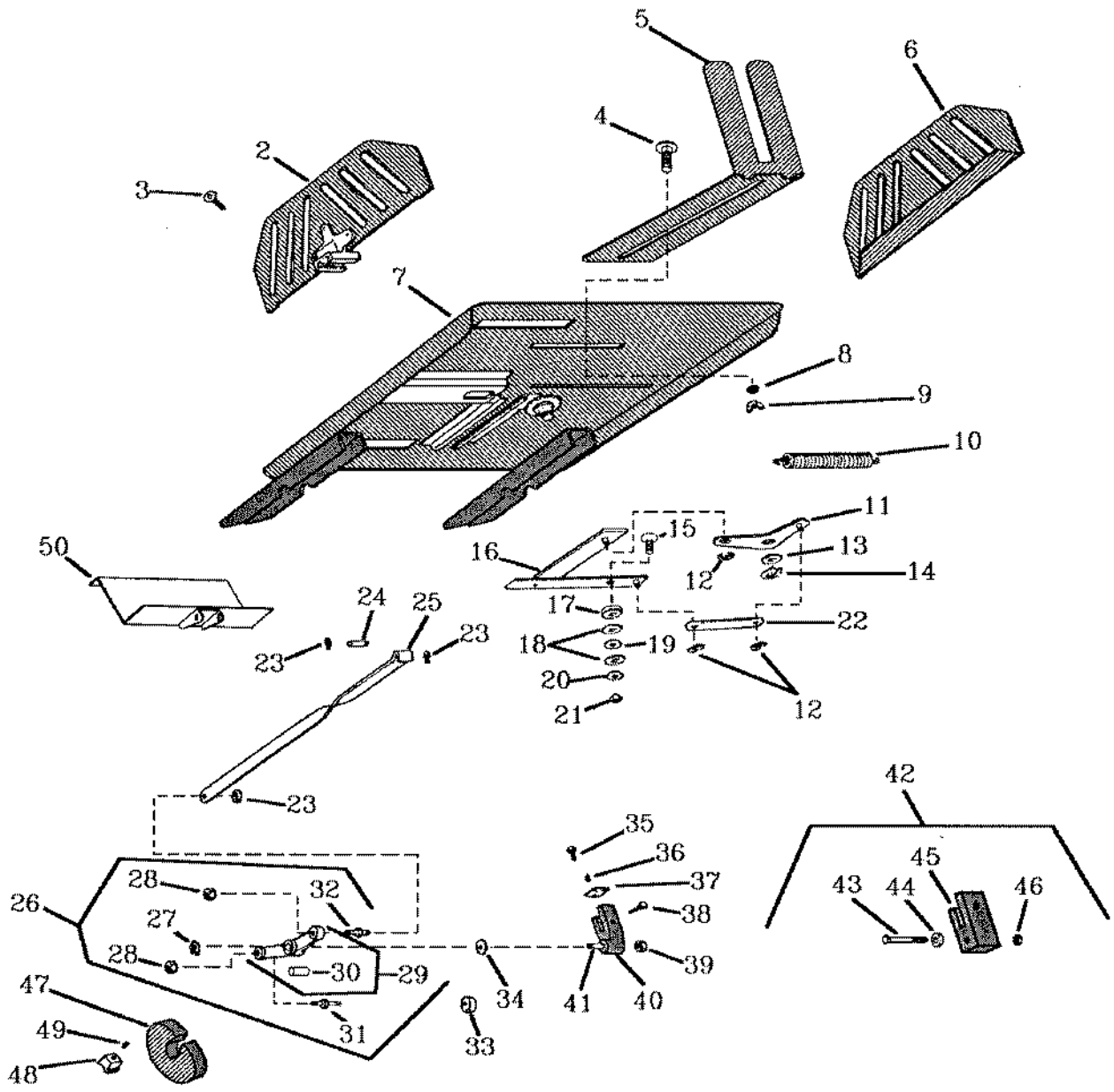
PAPER RECEIVING TRAY ASSEMBLY (NO JOGGER) - 1250 O.S. & N.S.

KEY #	PART#	DESCRIPTION
1	P-12675	<u>PAPER RECEIVING TRAY ASSEMBLY</u>
2	P-12672	<u>PAPER SIDE GUIDE</u>
3	P-12648	<u>PAPER TRAY & STUD ASSEMBLY</u>
3A	P-12670	<u>PAPER TRAY ONLY</u> - NO STUDS.
4	P-7061	<u>PRESS STUD</u>
5	P-5473	<u>GUIDE SCREW</u>
6	P-5578	<u>PLASTIC THRUST WASHER</u>
7	P-576	<u>FLAT WASHER</u>
8	P-12666	<u>SPRING</u>
9	P-535	<u>WING NUT</u>
10	P-12676	<u>REAR PAPER GUIDE</u> - 1250 N.S. - MOUNTS UNDERNEATH TRAY.
	P-12663	<u>REAR PAPER GUIDE</u> - 1250 O.S. - MOUNTS UNDERNEATH TRAY.
11	P-568	<u>FLAT WASHER</u>
12	P-702	<u>FLAT WASHER</u>
13	P-1053	<u>ELASTIC STOP NUT</u>
14	P-12519	<u>CAUTION LABEL</u>
15	P-12502	<u>TINSEL</u>
16	P-12664	<u>THUMB SCREW</u>
17	P-12662	<u>PAPER RETAINER</u> - STRAIGHT.
18	P-12668	<u>PAPER RETAINER</u> - 4" BEND.

DRAWING #27
JOGGER TABLE ASSEMBLY & LINKAGE

NON-OPERATORS SIDE
RIGHT HAND

OPERATORS SIDE
LEFT HAND



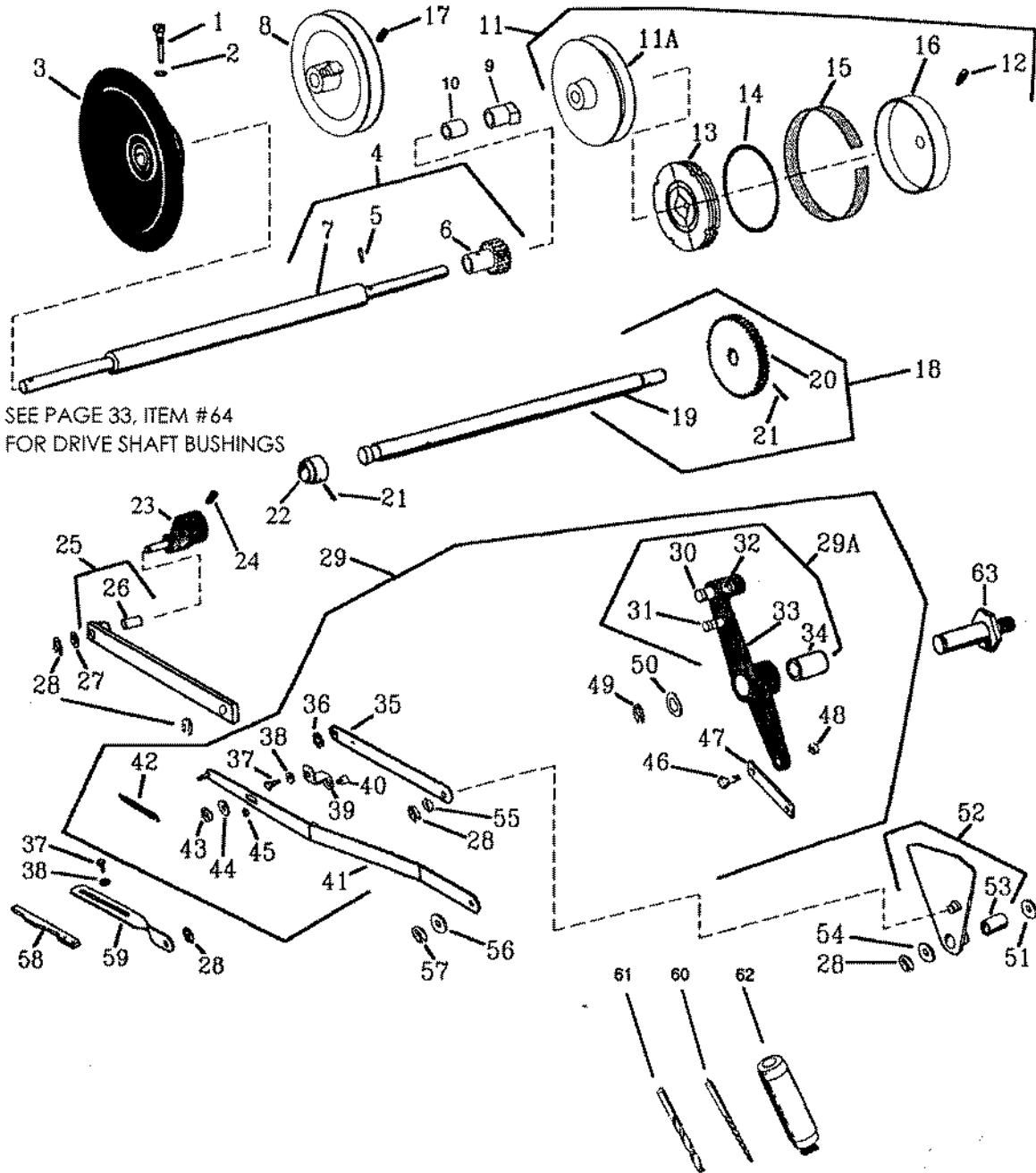
Page #27
JOGGER TABLE ASSEMBLY & LINKAGE

KEY #	PART#	DESCRIPTION
1	P-12658	<u>JOGGER TABLE ASSEMBLY</u> - COMPLETE.
2	P-12674	<u>PAPER JOGGER</u>
3	P-1021	<u>THUMB SCREW</u>
4	P-5473	<u>CARRIAGE BOLT</u> - GUIDE SCREW - ALSO USED ON PAPER SUPPORT TRAY ITEMS #21 & #22, PAGE 5.
5	P-12663	<u>PAPER STOP</u>
6	P-12672	<u>PAPER GUIDE</u> - STATIONARY.
7	P-12654	<u>JOGGER TABLE</u>
8	P-5561	<u>BELL WASHER</u>
9	P-535	<u>WING NUT</u>
10	P-12660	<u>SPRING</u>
11	P-12650	<u>BELL CRANK LEVER</u>
12	P-668	<u>C-RING</u>
13	P-616	<u>WASHER</u>
14	P-5344	<u>C-RING</u>
15	P-998	<u>SCREW</u>
16	P-12678	<u>CARRIER BAR</u>
17	P-5580	<u>WASHER</u>
18	P-1388	<u>WASHER</u>
19	P-571	<u>FLAT WASHER</u>
20	P-625	<u>LOCK WASHER</u>
21	P-468	<u>NUT</u>
22	P-12769	<u>LINK</u>
23	P-681	<u>C-RING</u>
24	P-3081	<u>PIN</u>
25	P-12827	<u>DRIVE LINK</u>
26	P-12656	<u>LEVER ASSEMBLY</u>
27	P-681	<u>C-RING</u>
28	P-489	<u>KEPS NUT</u>
29	P-12605	<u>LEVER</u>
30	P-813	<u>BUSHING</u>
31	P-7062	<u>STUD</u> - 1 1/4" OVERALL LENGTH.
32	P-7063	<u>STUD</u> - 1" OVERALL LENGTH.
33	P-1436	<u>CAM</u> - RIDES ON CAM ITEM #47, THIS PAGE.
34	P-586	<u>FLAT WASHER</u>
35	P-80	<u>SCREW</u>
36	P-9	<u>SET SCREW</u>
37	P-12768	<u>CAP</u>
38	P-88	<u>SCREW</u>
39	P-489	<u>NUT</u>
40	NO #	<u>BLOCK</u> - OLD STYLE. NOT AVAILABLE. USE P-12673 BLOCK, ITEM #42.
41	P-7064	<u>STUD</u>
42	P-12763	<u>BLOCK ASSEMBLY</u>
43	P-1061	<u>BOLT</u>
44	P-1453	<u>CAM</u>
45	P-12765	<u>BLOCK</u> - NEW STYLE.
46	P-492	<u>NUT</u>
47	P-12741	<u>CAM</u> - N.S. GOES ONTO SHAFT ITEM #19, PAGE 28.
48	P-12673	<u>BLOCK</u>
49	P-25	<u>SET SCREW</u>
50	P-12830	<u>END JOGGER</u>

DRAWING #28
DRIVE SHAFT, CLUTCH PULLEY & FEED LINK ASSEMBLIES

**OPERATORS SIDE
 LEFT HAND**

**OPERATORS SIDE
 LEFT HAND**



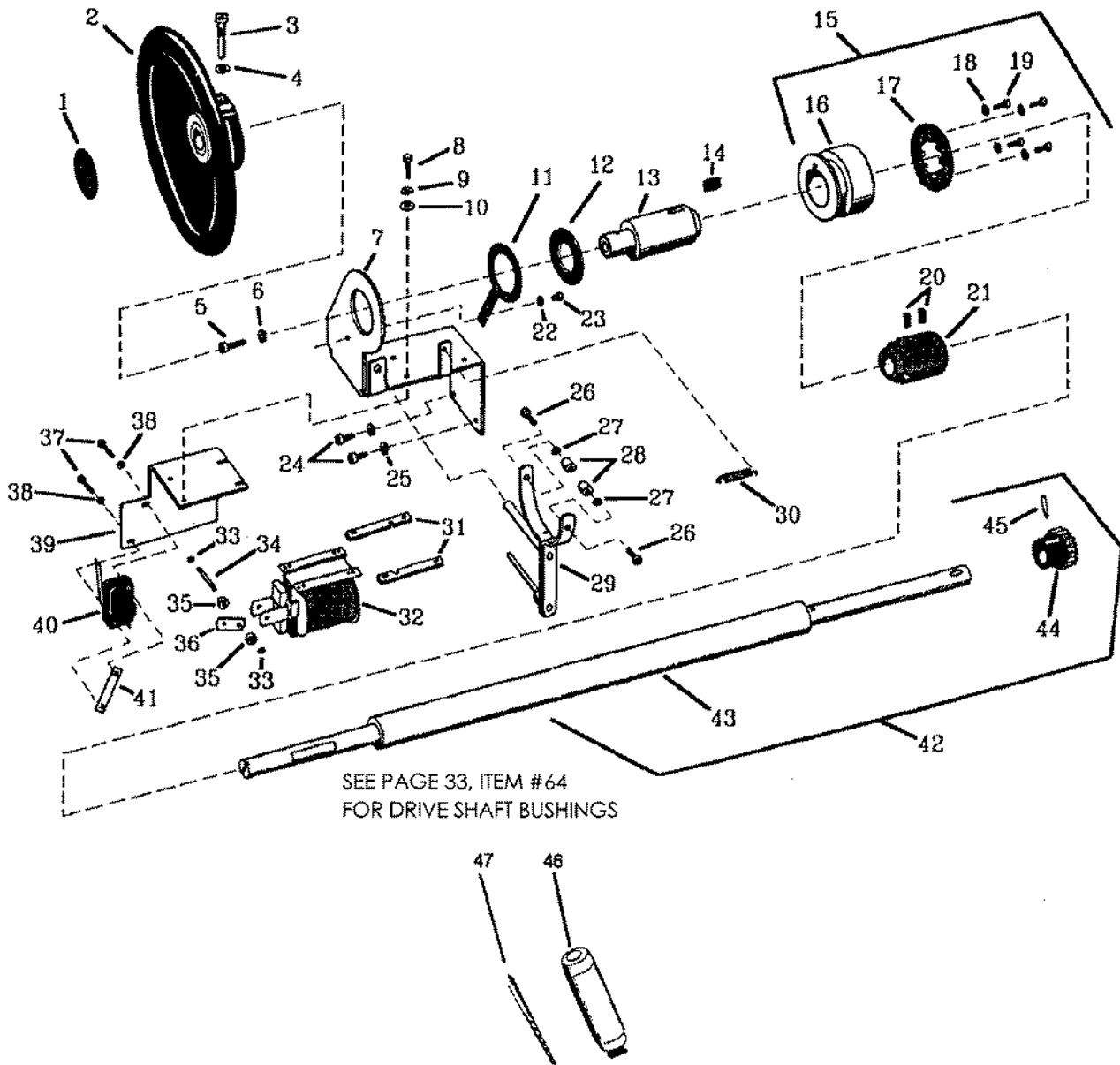
Page #28
DRIVE SHAFT, CLUTCH PULLEY & FEED LINK ASSEMBLY

KEY #	PART#	DESCRIPTION
1	P-8068	<u>PILOT SCREW</u> - OLD STYLE (1-1/2" OAL.)
	P-8067	<u>PILOT SCREW</u> - NEW STYLE (1-5/16" OAL.)
2	P-627	<u>LOCK WASHER</u>
3	P-12615	<u>HAND WHEEL</u>
4	P-12577	<u>DRIVE SHAFT & GEAR ASSEMBLY</u> - 1250 N.S.. WITH LONG SHANK GEAR P-12581. (SHOWN IN PICTURE)
	P-12837	<u>DRIVE SHAFT & GEAR ASSEMBLY</u> - 1250 O.S. WITH SILVER GEAR P-12865. 1/2" STRIAIGHT SHAFT, NO STEP (NOT PICTURED)
	P-12835	<u>DRIVE SHAFT & GEAR ASSEMBLY</u> - 1250 O.S. L.W. WITH GEAR "O" P-12854. 1/2" STRAIGHT SHAFT, NO STEP (NOT PIC.)
5	P-435	<u>TAPER PIN</u> - SEE ITEMS #60, #61 & #62.
6	P-12581	<u>DRIVE GEAR - LONG SHANK FOR P-12577</u> . NEW STYLE 1250. OPERATES #20, THIS PAGE. ALSO SEE ITEM #44, PAGE 28A.
	P-12865	<u>DRIVE GEAR - (SILVER) FOR P-12837</u> . 1250 OLD STYLE & LW WITHOUT SINGLE LEVER CONTROL.
	P-12854	<u>PINION DRIVE GEAR "O" - (BLACK) FOR P-12835</u> . 1250 OLD STYLE WITH SINGLE LEVER CONTROL.
7	P-12583	<u>DRIVE SHAFT ONLY</u> - 1/2" O.D. WITH STEP. 1250 NEW STYLE. FOR LONG SHANK GEAR.
	P-12869	<u>DRIVE SHAFT ONLY</u> - 1/2" STRAIGHT SHAFT. 1250 OLD STYLE.
8	P-12597	<u>DRIVE PULLEY</u> - 1250 OLD STYLE. DRIVEN BY ITEM #36, PAGE 12.
	P-12506	<u>DRIVE PULLEY</u> - 1250 LW. DRIVEN BY ITEM #36, PAGE 12.
9	NO.#	<u>SLEEVE</u> - NO LONGER NEEDED. COMES WITH ITEM #11A PULLEY.
10	P-1226	<u>BUSHING</u> - ONLY FOR OLD STYLE SLEEVE ITEM #9, THIS PAGE..
11	P-14001	<u>DRIVE PULLEY ASSEMBLY</u> - COMPLETE.
11A	P-12587	<u>DRIVE PULLEY</u> - 1250 NEW STYLE. DRIVEN BY ITEM #36, PAGE 12.
12	P-7069	<u>PILOT SCREW</u> - 1250 NEW STYLE. 13/16" OAL. COMES WITH ASSEMBLY P-14001.
13	P-12593	<u>WEIGHT</u> - 1250 NEW STYLE. NOT SOLD INDIVIDUALLY, ONLY SOLD AS A SET OF 4.
14	P-12591	<u>SPRING</u> - 1250 NEW STYLE. WRAPS AROUND WEIGHTS, ITEM #13.
15	P-5061	<u>LINER</u> - 1250 NEW STYLE. FOR INSIDE CLUTCH DRUM, ITEM #16.
16	P-12617	<u>CLUTCH PULLEY DRUM</u> - 1250 NEW STYLE.
17	P-7081	* <u>PILOT SCREW</u> - 1250 OLD STYLE. 1" OAL. NOT PART OF ASSEMBLY P-14001.
18	P-12727	<u>FEEDER DRIVE SHAFT ASSEMBLY</u>
19	P-12723	<u>SHAFT</u>
20	P-12728	<u>FEEDER DRIVE GEAR</u> - OPERATED BY ITEM #32, PAGE 33.
21	P-443	<u>TAPER PIN</u>
22	NO.#	<u>NYLON BUSHING</u> - NO LONGER AVAILABLE.
23	P-12732	<u>DRIVE LEVER ASSEMBLY</u>
24	P-32	<u>SET SCREW</u>
25	P-12919	<u>DRIVE LINK ASSEMBLY</u>
26	P-825	<u>BUSHING</u>
27	P-605	<u>WASHER</u>
28	P-670	<u>C-RING</u>
29	P-12891	<u>FEED LEVER & LINK ASSEMBLY</u>
29A	P-12927	<u>FEED LEVER ASSEMBLY</u> - 1250 OS.S & N.S.
30	P-7065	<u>STUD</u> - CONNECTS TO ITEM #25, THIS PAGE.
31	P-7067	<u>STUD</u> - CONNECTS TO ITEM #42, THIS PAGE & ITEM #41, THIS PAGE.
32	P-7066	<u>STUD</u> - CONNECTS TO ITEM #35, THIS PAGE.
33	P-12967	<u>LEVER ONLY</u>
34	P-1239	<u>BUSHING</u>
35	P-12899	<u>LINK</u>
36	P-670	<u>C-RING</u> - CLIPS ONTO ITEM #32, THIS PAGE.
37	P-935	<u>SCREW</u>
38	P-571	<u>FLAT WASHER</u>
39	P-12935	<u>TRIPPING CLIP</u>
40	P-7068	<u>ECCENTRIC SCREW</u>
41	P-12941	<u>FEED LINK</u> - CONNECTS TO ITEM #48, PAGE 6 & ITEM #31, THIS PAGE.
42	P-12327	<u>SPRING</u>
43	P-668	<u>C-RING</u>
44	P-598	<u>FLAT WASHER</u>
45	P-471	<u>KEPS NUT</u>
46	P-8069	<u>SHOULDER SCREW</u>
47	P-12897	<u>LINK</u>
48	P-478	<u>NUT</u>
49	P-5344	<u>C-RING</u>
50	P-616	<u>WASHER</u> - NOT INCLUDED WITH ITEM #29, THIS PAGE.
51	P-5583	<u>WASHER</u> - NOT INCLUDED WITH ITEM #29, THIS PAGE.
52	P-12903	<u>CAM ASSEMBLY</u> - OPERATES ITEM #32, PAGE 7.
53	P-1202	<u>BUSHING</u>
54	P-601	<u>FLAT WASHER</u>
55	P-5584	<u>FLAT WASHER</u>
56	P-583	<u>FLAT WASHER</u>
57	P-681	<u>C-RING</u>
58	P-12443	<u>CAM</u>
59	P-12306	<u>DRIVE LINK</u>
60	P-1559	<u>TAPERED REAMER</u>
61	P-1381	<u>DRILL BIT</u>
62	P-1546	<u>TOOL</u>
63	P-9080	<u>STUD</u>

NOTE: WE SUGGEST USING P-1833 HEAVY DUTY GREASE ON ITEM #11 & #11A TO AVOID EXCESS WEAR ON DRIVE SHAFT

DRAWING #28A
SAFETY HANDWHEEL MECHANISM & SAFETY DRIVE SHAFT

**OPERATORS SIDE
 LEFT HAND**



SEE PAGE 33, ITEM #64
 FOR DRIVE SHAFT BUSHINGS

SAFETY HANDWHEEL MECHANISM & SAFETY DRIVE SHAFT

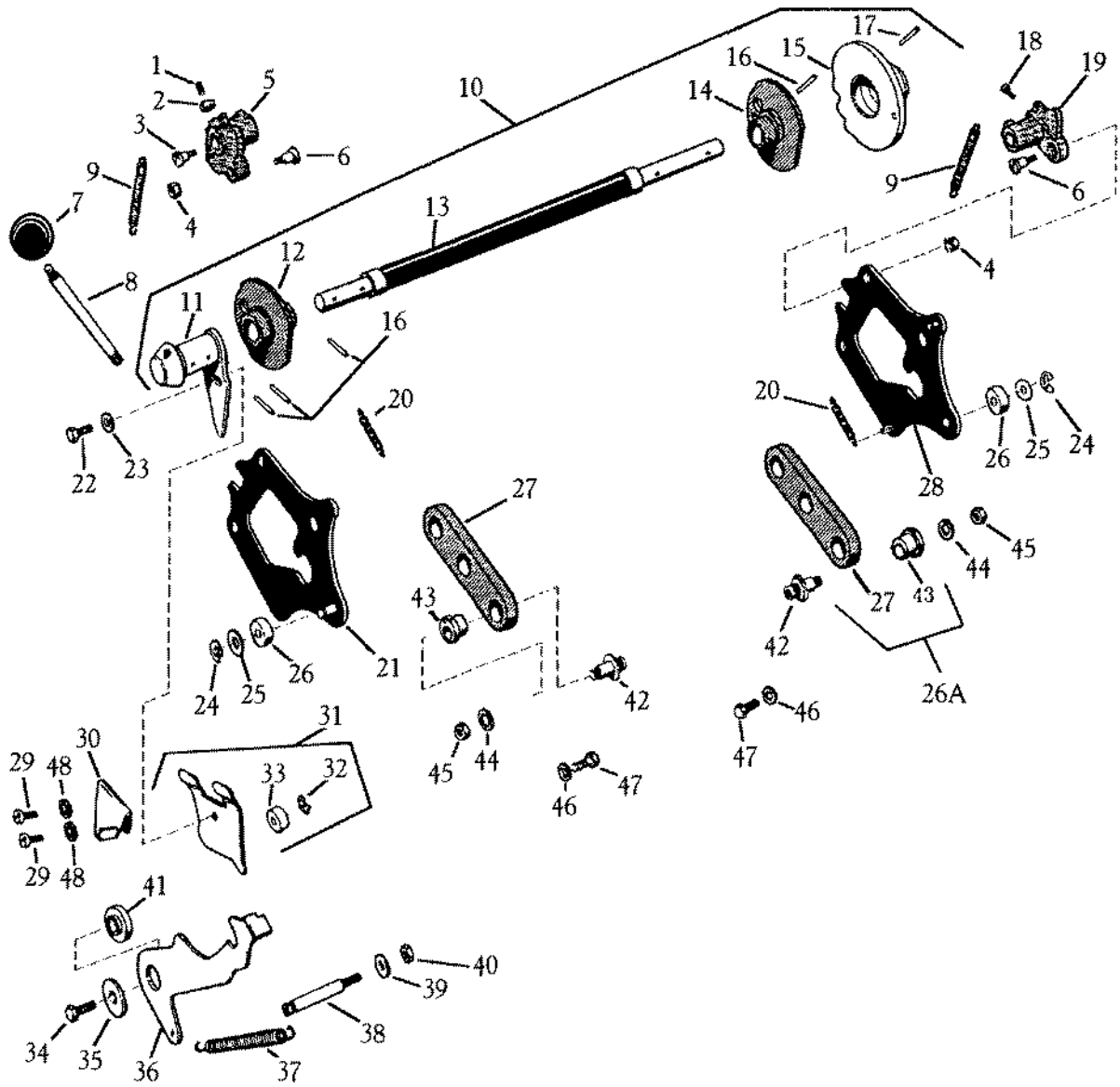
KEY #	PART#	DESCRIPTION
1	P-12528	<u>HANDWHEEL INSERT</u>
2	P-12613	<u>HANDWHEEL</u> - SAFETY. FITS ONTO ITEM #13, THIS PAGE. DOES NOT FIT DIRECTLY ONTO DRIVE SHAFT.
3	P-8067	<u>PILOT SCREW</u> - (NEW STYLE) 1-5/16 OAL.
4	P-627	<u>LOCK WASHER</u>
5	P-37	<u>SCREW</u> - SCREWS INTO DRIVE SHAFT.
6	P-624	<u>LOCK WASHER</u>
7	P-12631	<u>MOUNTING BRACKET</u> - SEE ITEM #45, PAGE 33.
8	P-1134	<u>SCREW</u> - SOLENOID & BRACKET MOUNTING. (NEED 4)
9	P-623	<u>LOCK WASHER</u>
10	P-561	<u>FLAT WASHER</u>
11	P-12630	<u>SPRING WASHER</u> - SPECIAL.
12	P-885	<u>LEATHER WASHER</u>
13	P-12547	<u>SHAFT EXTENSION</u>
14	P-1192	<u>KEY</u> - FILING SIDES OF KEY MAY BE NECESSARY TO PROPERLY FIT INTO ITEM #16 BUSHING.
15	P-12657	<u>SLIDER BUSHING ASSEMBLY</u>
16	P-12661	<u>SLIDER BUSHING</u>
17	P-12665	<u>TOOTHED DISC</u>
18	P-623	<u>LOCK WASHER</u> - (NEED 4 PER ASSEMBLY).
19	P-156	<u>SCREW</u> - (NEED 4 PER ASSEMBLY).
20	P-865	<u>SET SCREW</u>
21	P-12680	<u>TOOTHED COLLAR</u>
22	P-625	<u>LOCK WASHER</u>
23	P-166	<u>SCREW</u>
24	P-172	<u>SCREW</u> - BRACKET MOUNTING. (NEED ONLY 3)
25	P-631	<u>LOCK WASHER</u>
26	P-160	<u>SCREW</u>
27	P-632	<u>LOCK WASHER</u>
28	P-12730	<u>THREADED BUSHING</u>
29	P-12714	<u>YOKE ASSEMBLY</u> - BOTTOM STUD ON THIS CONNECTS TO ITEM #36, THIS PAGE.
30	P-12640	<u>SPRING</u> - CONNECTS TO ITEMS #29 YOKE & #7 BRACKET, THIS PAGE.
31	P-12710	<u>CLAMP BAR NUT</u>
32	P-4103	<u>SOLENOID</u>
33	P-552	<u>O-RING</u>
34	P-3099	<u>SOLENOID PIN</u>
35	P-5463	<u>SPACER</u>
36	P-12681	<u>SOLENOID LINK</u> - CONNECTS TO BOTTOM STUD ON ITEM #29, THIS PAGE.
37	P-931	<u>SCREW</u> - SWITCH MOUNTING.
38	P-558	<u>FLAT WASHER</u>
39	P-12646	<u>MOUNTING BRACKET</u> - SWITCH & SOLENOID.
40	P-4013	<u>MICRO SWITCH</u>
41	P-858	<u>TWIN SPEED NUT</u>
42	P-12574	<u>DRIVE SHAFT ASSEMBLY</u> - USE WITH SAFETY HANDWHEEL MECHANISM ONLY.
43	P-12576	<u>DRIVE SHAFT</u> - ONLY. NEED PROPER TOOLS TO INSTALL DRIVE GEAR - USE REAMER TOOL P-1546 & REAMER BIT P-1590, ITEMS #46 & #47, THIS PAGE.
44	P-12581	<u>DRIVE GEAR</u> - (LONG SHANK) ALSO SEE ITEM #6, PAGE 28. NEED PROPER TOOLS TO INSTALL ONTO SHAFT - USE REAMER TOOL P-1546 & REAMER BIT P-1590, ITEMS #46 & #47, THIS PAGE.
45	P-435	<u>TAPER PIN</u>
46	P-1546	<u>ADJUSTABLE HAND REAMER TOOL</u>
47	P-1590	<u>TAPERED REAMER</u>

NOTE: THIS SAFETY HANDWHEEL MECHANISM & DRIVE SHAFT USES SAME CLUTCH PULLEY & MATING PARTS SHOWN ON PAGE 28, ITEMS #11 THRU #17.

DRAWING #29
 MASTER CYLINDER SHAFT, SINGLE LEVER CONTROL - 1250 N.S.

OPERATORS SIDE
 LEFT HAND

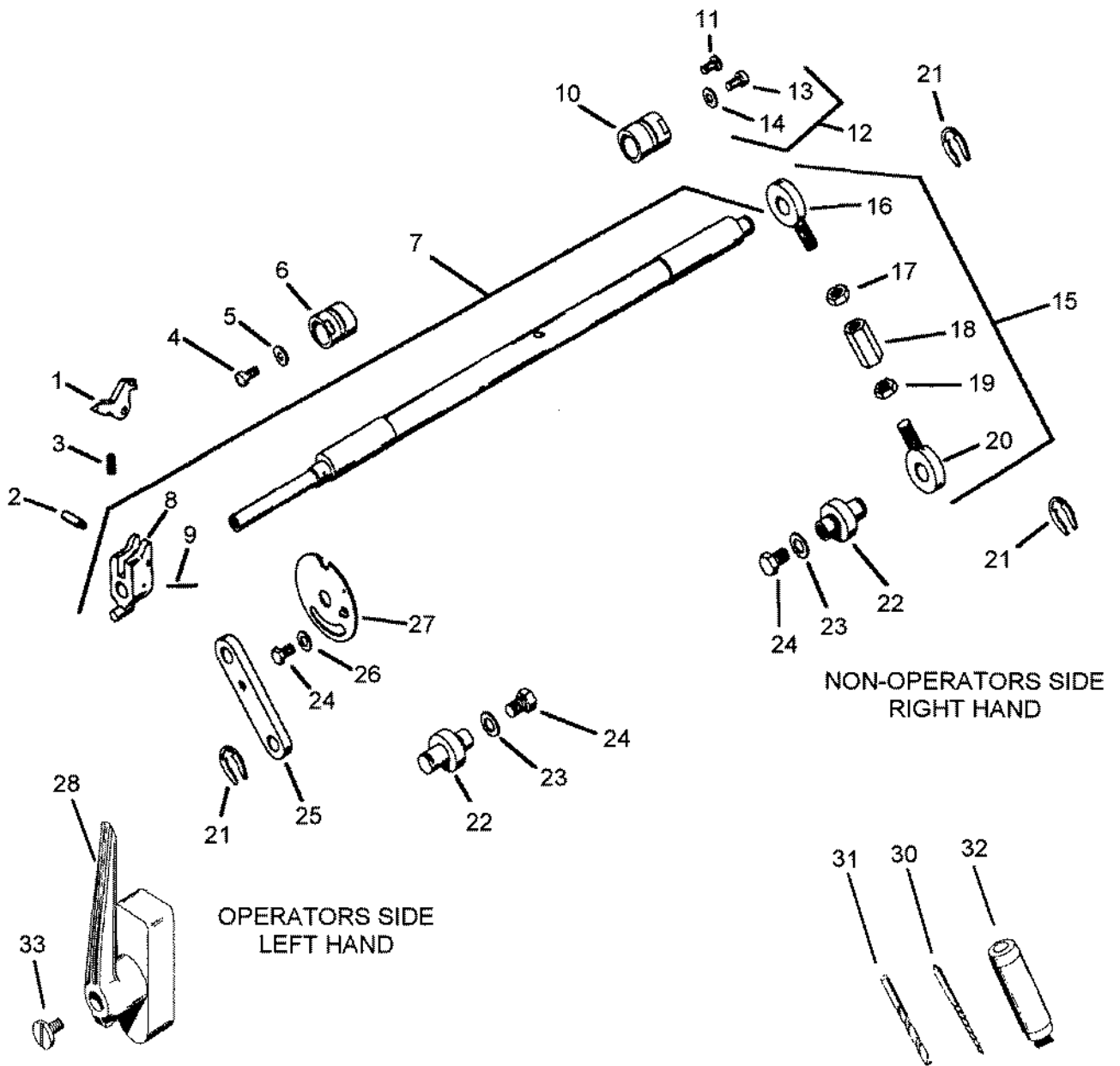
NON-OPERATORS SIDE
 RIGHT HAND



Page #29
MASTER CYLINDER SHAFT, SINGLE LEVER CONTROL - 1250 N.S.

KEY #	PART#	DESCRIPTION
1	P-1105	<u>BALL RETIANER - SNUBBER.</u>
2	P-497	<u>KEPS NUT</u>
3	P-8061	<u>SHOULDER SCREW</u>
4	P-489	<u>NUT</u>
5	P-12423	<u>L.H. FORM ROLLER BUSHING - SEE ITEM #36, PAGE 19.</u>
6	P-8070	<u>SHOULDER SCREW</u>
7	P-12858	<u>KNOB NUT</u>
8	P-12849	<u>STUD</u>
9	P-36032	<u>SPRING - CONNECTS TO ITEMS #5 & #21, & ITEMS #19 & #28.</u>
10	P-12856	<u>SINGLE LEVER CONTROL SHAFT ASSEMBLY</u>
11	P-12850	<u>HUB ASSEMBLY</u>
12	NO #	<u>L.H. CAM - NOT AVAILABLE SEPARATELY. USE ITEM #10, P-12856.</u>
13	NO #	<u>MASTER CYLINDER SHAFT ONLY - NOT AVAILABLE SEPARATELY. USE ITEM #10, P-12856. GOES THRU ITEM #27, THIS PAGE. SEE PAGES 11, 11A & 11B FOR MASTER CYLINDER.</u>
14	NO #	<u>R.H. CAM - NOT AVAILABLE SEPARATELY. USE ITEM #10, P-12856.</u>
15	NO #	<u>SEQUENCE CAM - NOT AVAILABLE SEPARATELY. USE ITEM #10, P-12856.</u>
16	P-432	<u>TAPER PIN</u>
17	P-437	<u>TAPER PIN</u>
18	P-173	<u>NUT</u>
19	P-12411	<u>R.H. FORM ROLLER BEARING - SEE ITEM #22, PAGE 19.</u>
20	P-12814	<u>SPRING</u>
21	P-12709	<u>L.H. PLATE ASSEMBLY</u>
22	P-92	<u>SCREW - SCREWS INTO ITEM #31, THIS PAGE.</u>
23	P-5591	<u>FLAT WASHER</u>
24	P-670	<u>RETAINING RING</u>
25	P-5585	<u>WASHER</u>
26	P-1456	<u>CAM</u>
26A	P-12799	<u>ECCENTRIC BUSHING & LINK ASSEMBLY - WITH 3/4" HOLE. COMES WITH #27, P-12808 & #43, P-12825.</u>
27	P-12808	<u>PRESURE LINK - CONNECTS TO ITEM #13, THIS PAGE.</u>
28	P-12694	<u>R.H. PLATE ASSEMBLY</u>
29	P-130	<u>SCREW & LOCK WASHER</u>
30	P-12852	<u>BRACKET - STOP.</u>
31	P-12722	<u>ARM ASSEMBLY - SEE ITEM #22, THIS PAGE.</u>
32	P-669	<u>C-RING</u>
33	P-5586	<u>CAM - LEVER ROLLER.</u>
34	P-906	<u>SCREW</u>
35	P-606	<u>WASHER</u>
36	P-12834	<u>LEVER ASSEMBLY</u>
37	P-12810	<u>SPRING</u>
38	P-6060	<u>SPRING ANCHOR SCREW</u>
39	P-574	<u>FLAT WASHER</u>
40	P-469	<u>NUT</u>
41	P-5587	<u>CAM - FLANGED PIVOT BUSHING.</u>
42	P-12683	<u>STUD</u>
43	P-12825	<u>ECCENTRIC FLANGED BUSHING - 3/4" OUTSIDE DIAMETER. (OLD DESIGN)</u>
	P-13825	<u>ECCENTRIC FLANGED BUSHING - 7/8" OUTSIDE DIAMETER. (NEW DESIGN)</u>
44	P-605	<u>WASHER</u>
45	P-506	<u>NUT</u>
46	P-596	<u>WASHER</u>
47	P-101	<u>SCREW</u>
48	P-645	<u>LOCK WASHER</u>

DRAWING #29A
MASTER CYLINDER SHAFT, MANUAL CONTROL LEVER & RELATED PARTS - 120 O.S.

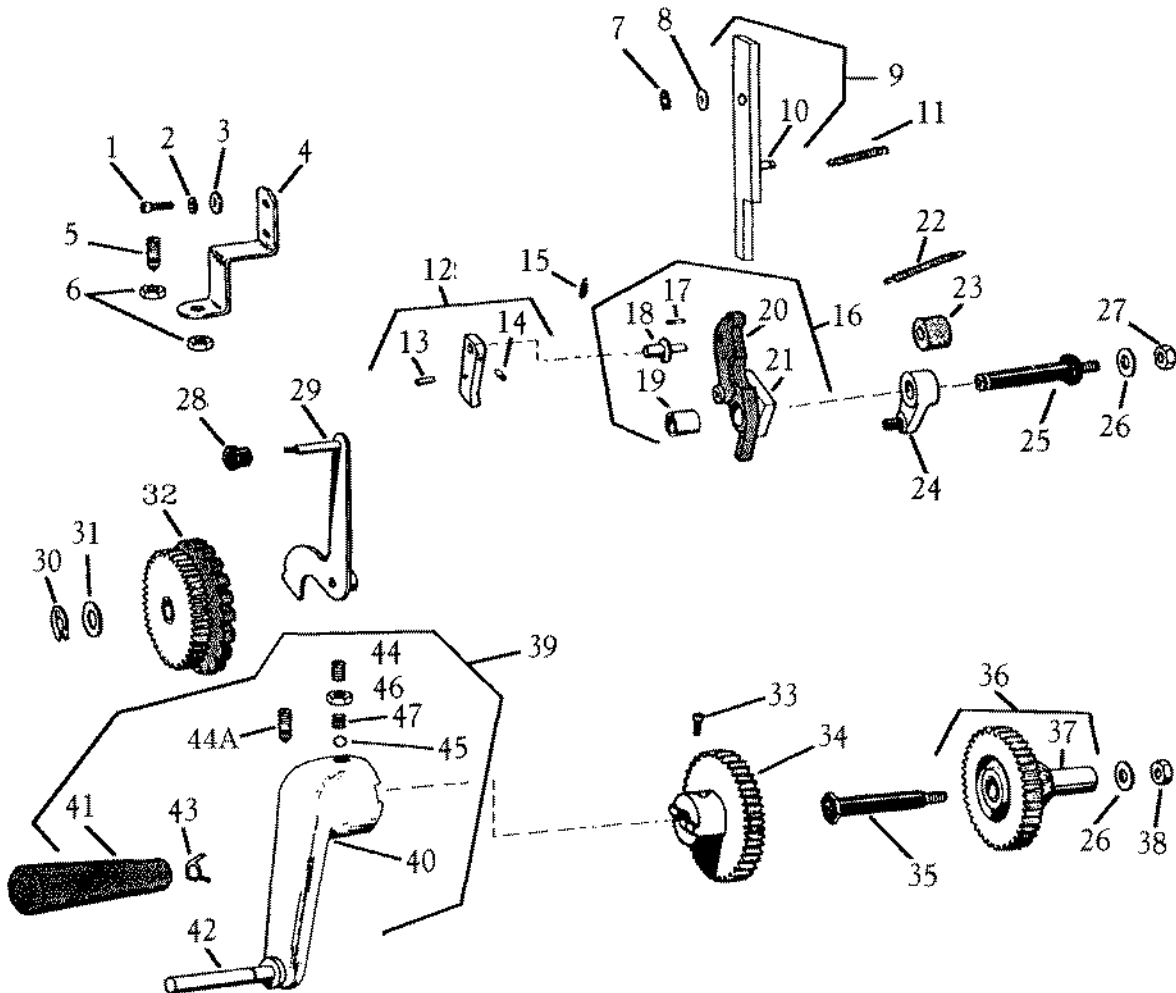


MASTER CYLINDER SHAFT, MANUAL CONTROL LEVER & RELATED PARTS - 1250 O.S.

KEY #	PART#	DESCRIPTION
1	P-12859	<u>LEVER LOCK LATCH</u>
2	P-7095	<u>PIVOT SCREW</u>
3	P-12757	<u>LATCH SPRING</u>
4	P-159	<u>SCREW</u>
5	P-1391	<u>WASHER</u>
6	P-1349	<u>LEFT HAND BUSHING</u> - SEE ITEM #28, PAGE 20.
7	P-12857	<u>MASTER CYLINDER SHAFT ASSEMBLY</u> - SOLD ONLY AS AN ASSEMBLY. SHAFT NOT SOLD SEPARATELY.
8	P-12860	<u>RELEASE LATCH LEVER</u> - SOLD SEPARATELY BUT NEED PROPER TOOLS TO INSTALL, #30, #31 & #32.
9	P-429	<u>TAPER PIN</u>
10	P-1290	<u>RIGHT HAND BUSHING</u> - SEE ITEM #44, PAGE 20.
11	P-241	<u>SCREW</u>
12	P-5355	<u>SCREW & WASHER</u>
13	P-206	<u>SCREW</u>
14	P-568	<u>FLAT WASHER</u>
15	P-12862	<u>COUPLING ASSEMBLY</u>
16	P-5286	<u>EYE BOLT</u> - FOR MASTER CYLINDER SHAFT.
17	P-510	<u>NUT</u>
18	P-5518	<u>ADJUSTING NUT</u>
19	P-506	<u>NUT</u>
20	P-5287	<u>EYE BOLT</u>
21	P-5344	<u>C-RING</u>
22	P-12683	<u>PIVOT STUD</u>
23	P-596	<u>FLAT WASHER</u>
24	P-101	<u>HEX HEAD SCREW</u>
25	P-12822	<u>LINK</u>
26	P-5594	<u>FLAT WASHER</u>
27	P-12839	<u>ADJUSTING DISC</u>
28	P-12836	<u>MANUAL CONTROL LEVER</u> - 1250 O.S. FITS ONTO SHAFT ITEM #7, THIS PAGE.
30	P-1721	<u>TAPERED REAMER</u> - USE TO INSTALL ITEM #8, LEVER.
31	P-1381	<u>DRILL BIT</u> - USE TO INSTALL ITEM #8, LEVER.
32	P-1546	<u>HAND REAMER TOOL</u>
33	P-9259	<u>SCREW</u> - FOR ITEM #28.
 SEE PAGE 11B FOR MASTER CYLINDER. 		

DRAWING #30
TABLE RAISE CRANK, GEARS & LEVERS (FEEDER) - 1250 O.S. & N.S.

OPERATORS SIDE
LEFT HAND



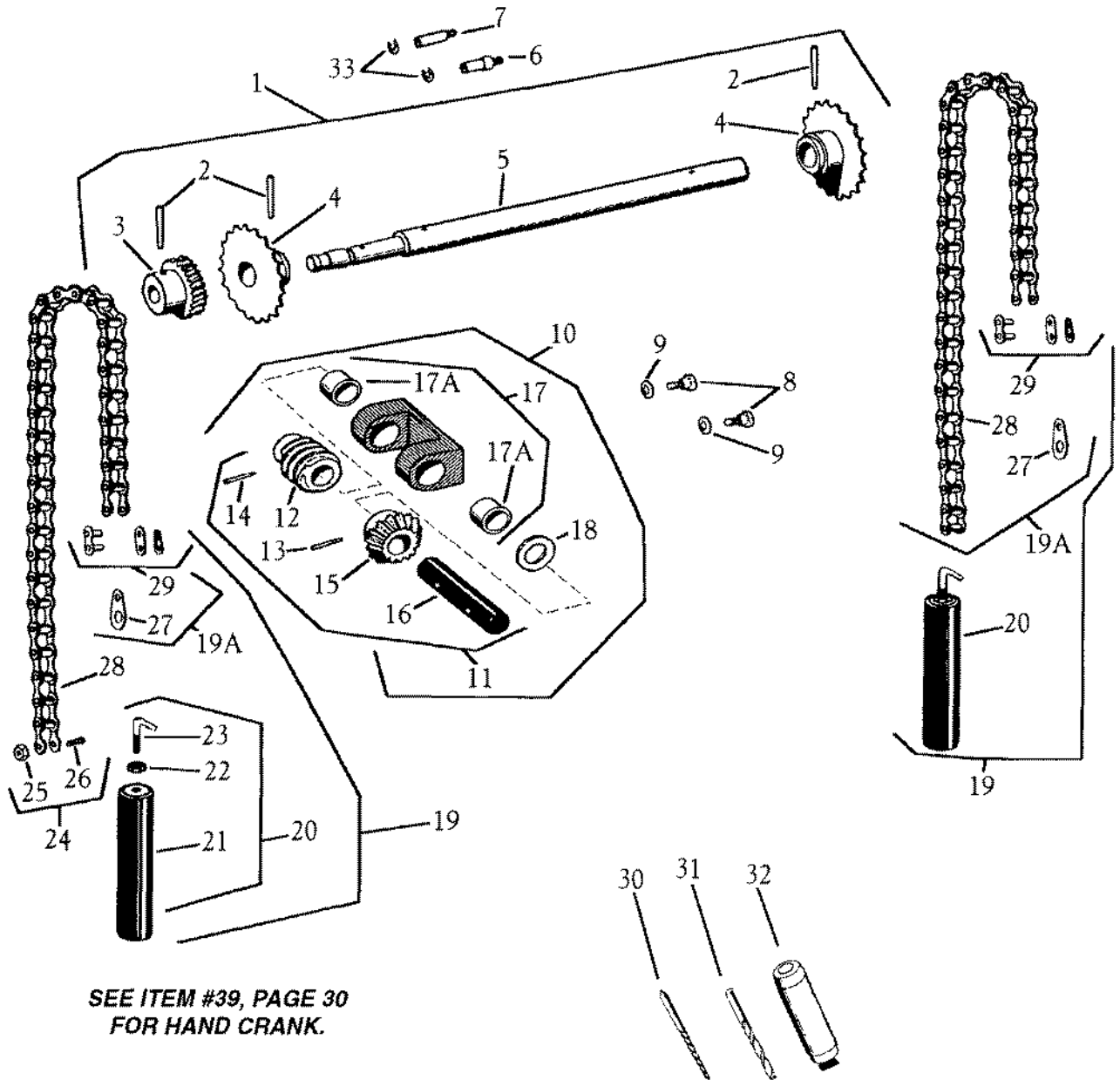
Page #30
TABLE RAISE CRANK, GEARS & LEVERS (FEEDER) - 1250 O.S. & N.S.

KEY #	PART#	DESCRIPTION
1	P-172	<u>SCREW</u>
2	P-631	<u>SPLIT LOCK WASHER</u>
3	P-571	<u>FLAT WASHER</u>
4	P-12931	<u>LEVER LOCK BRACKET</u> - NOT USED ON 1250 OLD STYLE.
5	P-1105	<u>BALL RETAINER</u> - SNUBBER. LOCKS ITEM #29, THIS PAGE.
6	P-497	<u>NUT</u>
7	P-681	<u>C-RING</u>
8	P-590	<u>FLAT WASHER</u>
9	P-12944	<u>LATCH ASSEMBLY</u> - LATCHES ITEM #16, THIS PAGE.
10	P-6062	<u>SPRING ANCHOR PIN</u>
11	P-12032	<u>SPRING</u> - CONNECTS TO ITEM #10, THIS PAGE & ITEM #27, PAGE 34.
12	P-12937	<u>RATCHET PAWL ASSEMBLY</u>
13	P-3082	<u>PIN</u>
14	P-6061	<u>SPRING ANCHOR</u>
15	P-12718	<u>SPRING</u> - CONNECTS TO ITEMS #14, & #17, THIS PAGE.
16	P-12979	<u>RATCHET PAWL ARM ASSEMBLY</u>
17	P-6063	<u>SPRING ANCHOR PIN</u>
18	P-7072	<u>STUD PIN</u>
19	P-1235	<u>BUSHING</u>
20	P-12962	<u>ARM ONLY</u>
21	P-12786	<u>PLATE LATCH</u>
22	P-12787	<u>SPRING</u> - CONNECTS TO ITEM #17, THIS PAGE & ITEM 34, PAGE 34.
23	P-5590	<u>BUMPER</u> - FOR ITEM #16, THIS PAGE.
24	P-12939	<u>LEVER</u>
25	P-7070	<u>STUD ASSEMBLY</u>
26	P-629	<u>LOCK WASHER</u>
27	P-506	<u>NUT</u>
28	P-1068	<u>KNOB</u> - PLASTIC.
29	P-12969	<u>RELEASE LEVER</u>
30	P-5344	<u>C-RING</u>
31	P-616	<u>WASHER</u>
32	P-12975	<u>RATCHET & GEAR ASSEMBLY</u> - TABLE RAISING. OPERATED BY ITEM #12, P-12937 THIS PAGE. DRIVES ITEM #34, THIS PAGE.
33	P-12784	<u>SCREW</u>
34	P-12974	<u>IDLER GEAR</u> - ATTACHES TO SHAFT ITEM #5, PAGE 31. DRIVEN BY ITEM #32, THIS PAGE.
35	P-7071	<u>STUD ASSEMBLY</u> - SCREWS INTO SIDE FRAME. SEE ITEM #38, PAGE 34.
36	P-12452	<u>MITER & SPUR GEAR ASSEMBLY</u> - OPERATED BY ITEM #34, THIS PAGE, & OPERATES ITEM #15, PAGE 31.
37	NO #	<u>BUSHING</u> - NOT SOLD SEPARATELY. MUST BUY FULL ASSEMBLY, ITEM #36, THIS PAGE.
38	P-506	<u>NUT</u>
39	P-12955	<u>HAND CRANK ASSEMBLY</u> - SEE ITEM #5, PAGE 31 FOR SHAFT.
40	P-12957	<u>HAND CRANK CASTING</u>
41	P-36961	<u>HANDLE</u> - ALUMINUM.
42	P-36962	<u>SHAFT</u> - HANDLE HOLDER.
43	P-36959	<u>SPRING LOCK</u>
44	P-874	* <u>SET SCREW</u> - (OPTIONAL. HAND CRANK ASS'Y COMES WITH P-11963 #44).
44A	P-11963	<u>BALL PLUNGER</u> - (TAKES THE PLACE OF #44 & #45.) INCLUDED IN HAND CRANK ASS'Y.
45	P-755	* <u>STEEL BALL - 1/4"</u> - (OPTIONAL. HAND CRANK ASS'Y COMES WITH P-11963 #44)
46	P-492	<u>NUT</u>
47	P-12909	<u>SPRING</u> - COMPRESSION.

DRAWING #31
FEED TABLE RAISING MECHANISM

OPERATORS SIDE
LEFT HAND

NON-OPERATORS SIDE
RIGHT HAND

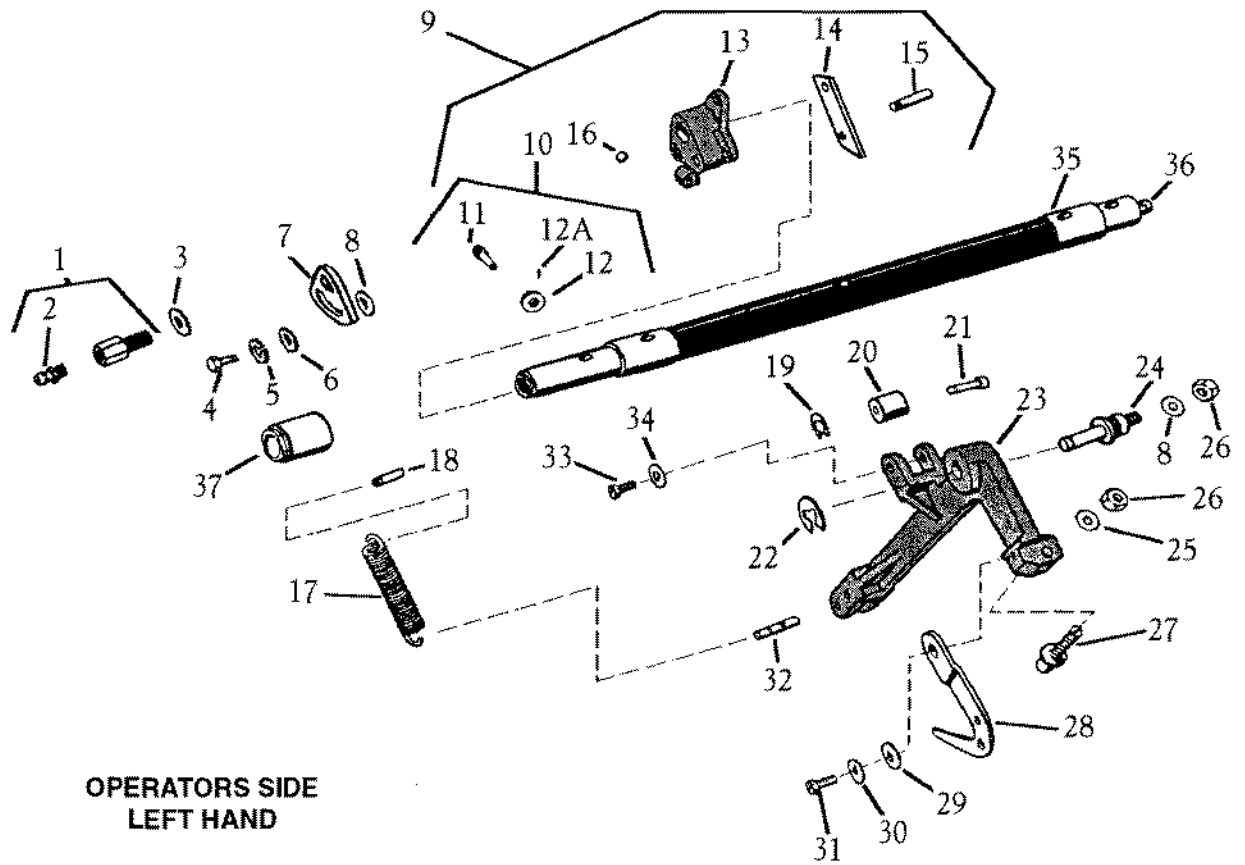


Page #31
FEED TABLE RAISING MECHANISM

KEY #	PART#	DESCRIPTION
1	P-12070	<u>SHAFT & SPROCKET ASSEMBLY</u> - FEED TABLE RAISING.
2	P-448	<u>TAPER PIN</u>
3	P-12103	<u>MITER GEAR</u> - 1250 NEW STYLE. DRIVEN BY ITEM #12, THIS PAGE. GEAR IS SOLD SEPARATELY BUT NEED PROPER TOOLS TO INSTALL. SEE ITEMS #30, #31 & #32.
	P-12686	<u>WORM & GEAR ASSEMBLY</u> - 1250 OLD STYLE. DRIVEN BY ITEM #12, THIS PAGE.
4	P-12101	<u>SPROCKET</u> - LEFT OR RIGHT HAND.
5	P-12102	<u>SHAFT</u> - ONLY.
6	P-7073	<u>STUD</u> - 1250 N.S.
	P-4501	<u>LEVER PIVOT STUD</u> - 1250 O.S.
7	P-7074	<u>STUD</u> - WITH SHOULDER. 1250M-MG.
8	P-8071	<u>SHOULDER SCREW</u> - SCREWS IN FROM INSIDE SIDE FRAME.
9	P-5592	<u>LOCK WASHER</u> - GOES ON INSIDE SIDE FRAME.
10	P-12108	<u>BLOCK ASSEMBLY</u> - MOUNTS TO OUTSIDE FEEDER SIDE FRAME - OPERATORS SIDE.
11	P-12015	<u>SHAFT & WORM ASSEMBLY</u> - 1250 NEW STYLE.
	P-12025	<u>SHAFT & WORM ASSEMBLY</u> - 1250 OLD STYLE.
12	P-12133	<u>WORM GEAR</u> - 1250 NEW STYLE. DRIVES ITEM #3, THIS PAGE.
	NO #	<u>WORM GEAR</u> - 1250 OLD STYLE. DRIVES ITEM #3, THIS PAGE.
13	P-435	<u>TAPER PIN</u> - 1250 NEW STYLE.
	P-437	<u>TAPER PIN</u> - 1250 OLD STYLE.
14	P-434	<u>TAPER PIN</u>
15	P-12109	<u>SPUR GEAR</u> - SEE ITEM #36, PAGE 30.
16	NO #	<u>SHAFT</u> - NOT SOLD SEPARATELY. MUST BUY ITEM #10 OR ITEM #11, THIS PAGE.
17	P-12144	<u>BLOCK</u>
17A	P-1235	<u>BUSHING</u>
18	P-616	<u>WASHER</u>
19	P-12105	<u>CHAIN ASSEMBLY</u> - 1250 NEW STYLE. CONSISTS OF ITEMS #20 THROUGH #29.
19A	P-36105	<u>CHAIN ASSEMBLY</u> - CONSISTS OF ITEMS #27 & #29 & CHAIN.
20	P-36106	<u>WEIGHT ASSEMBLY</u>
21	P-36107	<u>WEIGHT ONLY</u>
22	P-463	<u>NUT</u>
23	P-1038	<u>J-BOLT</u>
24	P-3084	<u>NUT & SCREW KIT</u>
25	P-461	<u>NUT</u>
26	P-237	<u>SCREW</u>
27	P-36970	<u>WEIGHT HOLDER CLIP</u> - CONNECTS TO FEED TABLE ITEM #25, PAGE 5 & ITEM #29, THIS PAGE.
28	P-12971	<u>CHAIN ONLY</u> - 1250 N.S.
	P-12970	<u>CHAIN ONLY</u> - 1250 O.S.
29	P-1540	<u>CONNECTING LINK KIT</u>
30	P-1559	<u>TAPERED REAMER</u> - USE TO INSTALL ITEM #3, THIS PAGE.
	P-1590	<u>TAPERED REAMER</u> - USE TO INSTALL ITEM #3, THIS PAGE.
31	P-1505	<u>DRILL BIT</u> - USE TO INSTALL ITEM #3, THIS PAGE.
	P-1381	<u>DRILL BIT</u> - USE TO INSTALL ITEM #3, THIS PAGE.
32	P-1546	<u>HAND REAMER TOOL</u>
33	P-666	<u>C-RING</u> - FOR P-4501 ITEM #6.

DRAWING #32
IMPRESSION CYLINDER SHAFT & RELEASE LEVER - 1250 O.S. & N.S.

NON-OPERATORS SIDE
RIGHT HAND



OPERATORS SIDE
LEFT HAND

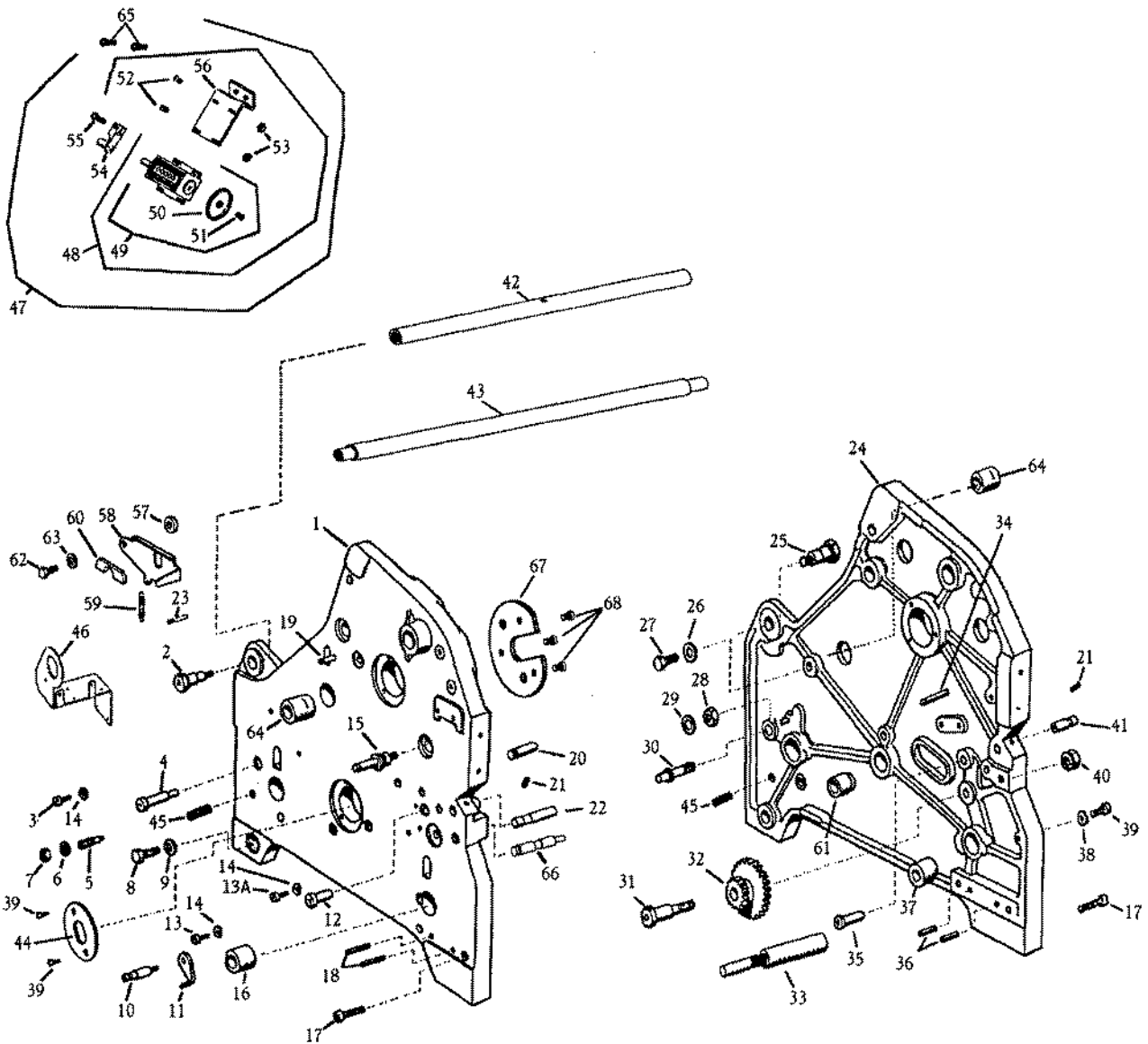
IMPRESSION CYLINDER SHAFT & RELEASE LEVER - 1250 O.S. & N.S.

KEY #	PART#	DESCRIPTION
1	P-7075	<u>GREASE FITTING ASSEMBLY</u>
2	P-1976	<u>GREASE FITTING</u>
3	P-590	<u>FLAT WASHER</u>
4	P-96	<u>SCREW</u> - 1250 NEW STYLE. 1" LONG THREAD.
	P-94	<u>SCREW</u> - 1250 OLD STYLE. 1/2" LONG THREAD.
5	P-627	<u>LOCK WASHER</u>
6	P-968	<u>FLAT WASHER</u>
7	P-12733	<u>ADJUSTING SEGMENT</u>
8	P-596	<u>FLAT WASHER</u>
9	P-12743	<u>ADJUSTING ARM ASSEMBLY</u> - FIT ONTO IMPRESSION CYLINDER SHAFT ITEM #35, THIS PAGE.
10	P-12719	<u>ADJUSTING SCREW ASSEMBLY</u>
11	P-12721	<u>ADJUSTING SCREW</u>
12	P-12731	<u>THUMB NUT</u>
12A	P-1078	<u>ROLL PIN</u>
13	P-12747	<u>ADJUSTING ARM ONLY</u>
14	P-12735	<u>LINK</u>
15	P-3086	<u>LINK PIN</u>
16	P-570	<u>FLAT WASHER</u>
17	P-12737	<u>SPRING</u> - CONNECTS TO SPRING ANCHOR ITEM #19, PAGE 33 & ITEM #32 & #18, THIS PAGE.
18	P-6065	<u>SPRING ANCHOR</u> - FITS INTO SIDE FRAME. SEE ITEM #19, PAGE 33.
19	P-681	<u>C-RING</u>
20	P-1473	<u>CAM ROLLER</u> - RIDES ON ITEM #22, PAGE 10.
21	P-9072	<u>STUD</u> - C-RING ANCHOR.
22	P-668	<u>C-RING</u> - CLIPS ONTO #24, THIS PAGE.
23	P-12715	<u>RELEASE LEVER</u>
24	P-9073	<u>STUD</u>
25	P-5593	<u>FLAT WASHER</u>
26	P-497	<u>NUT</u>
27	P-7076	<u>STUD SCREW</u>
28	P-12725	<u>CAM</u>
29	P-567	<u>FLAT WASHER</u>
30	P-631	<u>LOCK WASHER</u>
	P-1388	<u>LOCK WASHER</u> - 1250 MG ONLY.
31	P-168	<u>SCREW</u>
	P-169	<u>SCREW</u> - 1250 MG ONLY.
32	P-6064	<u>PIN</u> - SPRING ANCHOR.
33	P-159	<u>SCREW</u>
34	P-1391	<u>WASHER</u>
35	P-12781	<u>SHAFT</u> - IMPRESSION CYLINDER. SEE ITEM #1 or #2, PAGE 9, FOR IMPRESSION CYLINDER. SEE ITEM #37, PAGE 33.
36	P-1976	<u>GREASE FITTING</u> - COMES WITH SHAFT ITEM #35, THIS PAGE. ALSO SEE ITEM #38, PAGE 9.
37	P-12872	<u>BUSHING</u> - STEEL. 1250 O.S. FITS ONTO ITEM #44, PAGE 33.

DRAWING #33 MAIN SIDE FRAMES & TIE BARS

OPERATORS SIDE
LEFT HAND

NON-OPERATORS SIDE
RIGHT HAND



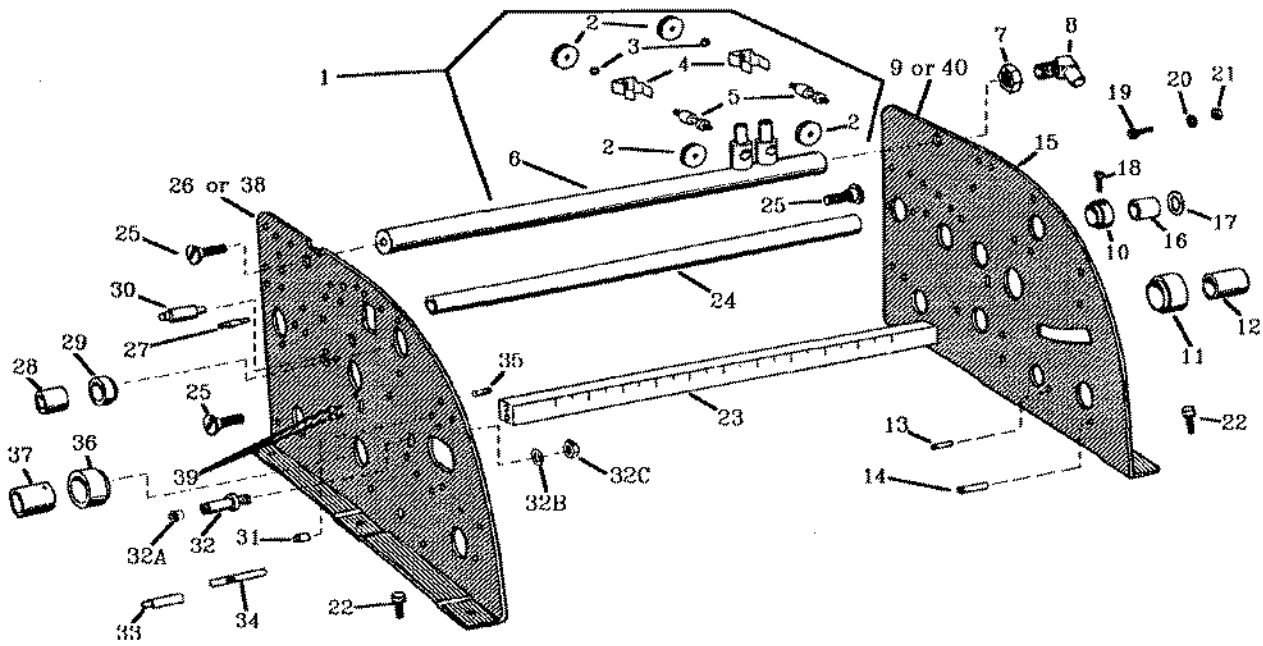
Page #33
MAIN SIDE FRAMES & TIE BARS

KEY #	PART#	DESCRIPTION
1	P-12667	<u>LEFT HAND SIDE PLATE</u> - 1250N.
2	P-8072	<u>SHOULDER BOLT</u> - L.H.
3	P-296	<u>SCREW</u> - HOLDS IN ITEM #4, THIS PAGE.
4	P-7060	<u>STUD</u> - FOR LOWER EJECTOR ROLLER ITEM #4, PAGE 25.
5	P-7078	<u>STUD</u>
	P-12614	<u>BUSHING STUD</u>
6	P-1884	<u>WASHER</u>
7	P-497	<u>NUT</u>
8	P-102	<u>SCREW</u>
9	P-5594	<u>WASHER</u>
10	P-7077	<u>STUD</u>
11	P-12831	<u>STOP</u> - STOPS ITEM #31, PAGE 8.
12	P-1354	<u>BEARING</u> - FOR ITEM #26, PAGE 8.
13	P-245	<u>SCREW</u>
13A	P-296	<u>TRUSS HEAD SCREW</u>
14	P-1391	<u>WASHER</u>
15	P-9073	<u>STUD</u> - SEE ITEM #24, PAGE 32.
16	P-1287	<u>BUSHING</u> - FOR IMPRESSION CYLINDER SHAFT ITEM #35, PAGE 32.
17	P-58	<u>CAP SCREW</u> - 2 NEEDED ON EACH SIDE.
18	P-412	<u>PIN</u>
19	P-6065	<u>SPRING ANCHOR</u> - SEE SPRING ITEM #17, PAGE 32.
20	P-3087	<u>GROOVED PIN</u>
21	P-9	<u>SET SCREW</u>
22	P-3088	<u>PIN BEARING</u> - FOR ITEM #24, PAGE 8.
23	P-6066	<u>SPRING ANCHOR</u> - SEE SPRING ITEM #59, THIS PAGE.
24	OBSOLETE	<u>RIGHT HAND SIDE PLATE</u> - 1250/N & 1250/M & MG.
25	P-8073	<u>SHOULDER BOLT</u> - R.H.
26	P-596	<u>FLAT WASHER</u>
27	P-101	<u>SCREW</u>
28	P-506	<u>NUT</u>
29	P-629	<u>LOCK WASHER</u>
30	P-7059	<u>STUD BEARING</u> - FOR LOWER EJECTOR ROLLER, ITEM #4, PAGE 25.
31	P-8074	<u>SHOULDER SCREW</u> - SEE ITEM #53, PAGE 8.
32	P-12183	<u>COMPOUND IDLER GEAR</u> - DRIVES ITEM #6, PAGE 9, & DRIVES ITEM #27, PAGE 8.
33	P-3090	<u>PIN STUD</u> - FOR ITEM #15, PAGE 12.
34	P-6067	<u>SPRING ANCHOR</u> - SEE ITEM #4, PAGE 8.
35	P-1353	<u>BEARING</u> - FOR ITEM #26, PAGE 8, & #39, PAGE 8.
36	P-410	<u>PIN</u>
37	P-1287	<u>BUSHING</u> - FOR IMPRESSION CYLINDER SHAFT ITEM #35, PAGE 32.
38	P-1391	<u>WASHER</u>
39	P-159	<u>SCREW</u>
40	P-496	<u>KEPS NUT</u>
41	P-1352	<u>PIN BEARING</u> - FOR ITEM #24, PAGE 8, & #51, PAGE 7A.
42	P-12669	<u>TIE BAR</u>
43	P-12645	<u>TIE BAR</u>
44	P-12783	<u>RETAINING DISC</u> - FOR IMPRESSION CYLINDER. SEE ITEM #2, PAGE 9.
45	P-12614	<u>BUSHING</u> - SEE ITEM #45, PAGE 24.
46	P-12631	<u>MOUNTING BRACKET</u> - SEE ITEM #7, PAGE 28A.
47	P-12996	<u>COUNTER & BRACKET ASSEMBLY</u> - COMPLETE.
48	P-12954	<u>COUNTER & BRACKET</u> - LESS ARM.
49	P-36954	<u>COUNTER & WHEEL ASSEMBLY</u> - NO LEVER.
50	P-36958	<u>RESET WHEEL</u> - SCREW ON TYPE. MUST HAVE TAPPED HOLE IN CENTER OF SHAFT.
	P-36963	<u>RESET WHEEL</u> - PLASTIC SNAP ON TYPE.
51	P-1056	<u>SCREW</u> - ROUND HEAD.
52	P-229	<u>SCREW</u>
53	P-456	<u>KEPS NUT</u>
54	P-12956	<u>COUNTER ARM</u>
55	NO #	<u>SCREW</u> - NOT SOLD SEPARATELY.
56	P-12950	<u>BRACKET</u> - FOR COUNTER.
57	P-1433	<u>BUSHING</u>
58	P-12942	<u>COUNTER OPERATING LEVER</u> - OPERATES ITEM #54, THIS PAGE. ATTACHES TO SIDE FRAME & WORKS WITH ITEM #22, PAGE 10
59	P-12938	<u>SPRING</u>
60	P-12940	<u>CAM SHOE</u> - RIDES ON ITEM #16, PAGE 10A, & ITEM #22, PAGE 10.
61	P-1272	<u>BUSHING</u> - BRONZE. 1250 N.S.
	P-12400	<u>BUSHING</u> - STEEL. 1250 O.S.
62	P-101	<u>HEX HEAD SCREW</u>
63	P-596	<u>FLAT WASHER</u>
64	P-1278	<u>BUSHING</u> - FOR DRIVE SHAFT ITEM #4, PAGE 28 & ITEM #42, PAGE 28A.
65	P-159	<u>SCREW</u> - FOR MOUNTING COUNTER BRACKET TO FRAME.
66	P-3072	<u>PIN</u> - FOR ITEM #39, PAGE 8.
67	P-14730	<u>IMPRESSION GRIPPER OPERATING CAM</u>
68	P-130	<u>SCREW</u>

DRAWING #34
FEEDER FRAMES & TIE BARS

OPERATORS SIDE
LEFT HAND

NON-OPERATORS SIDE
RIGHT HAND

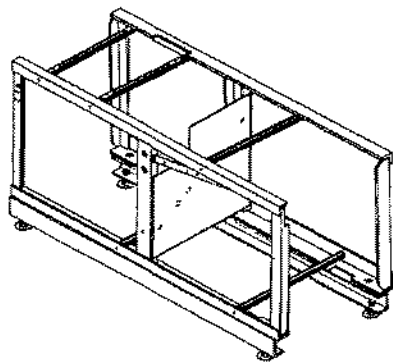


NOTE: UPPER TIE ROD & VALVE ASSEMBLY ITEM #1, IS USED ON 1250 N.S. PRESSES ONLY

Page #34
FEEDER FRAMES & TIE BARS

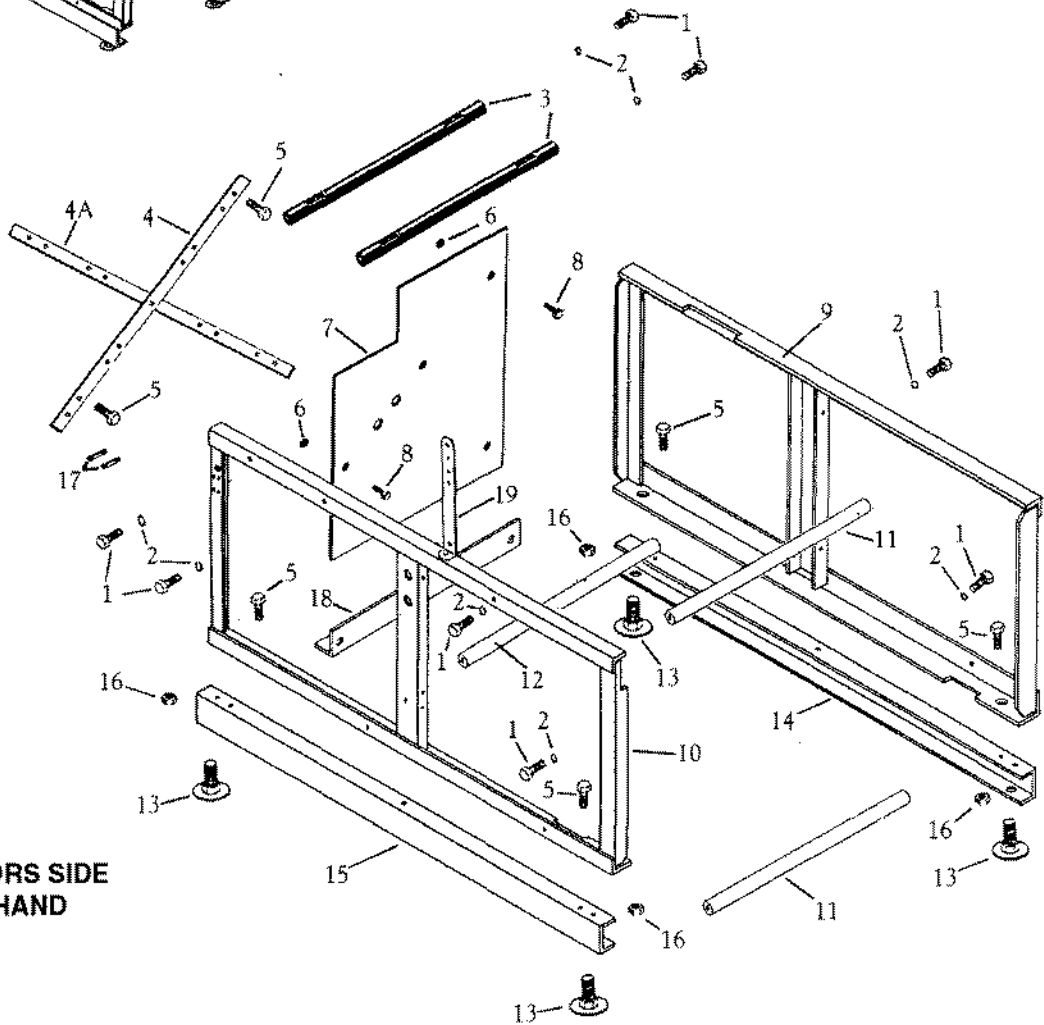
KEY #	PART#	DESCRIPTION
1	P-12059	<u>UPPER TIE ROD & VALVE ASSEMBLY</u>
2	P-12435	<u>THUMB NUT</u>
3	P-643	<u>LOCK WASHER</u>
4	P-12068	<u>LOCK SPRING</u>
5	P-12065	<u>VALVE STUD</u>
6	P-12127	<u>VALVE ASSEMBLY</u> - SEE HOSE ITEM #46, PAGE 7.
7	P-510	<u>NUT</u>
8	P-12066	<u>CONNECTOR</u> - CONNECTS TO HOSE ITEM #1, PAGE 4.
9	P-12651	<u>RIGHT HAND FEEDER PLATE ASSEMBLY</u> - 1250 NEW STYLE.
10	P-12870	<u>BUSHING HOUSING</u> - GETS PRESSED INTO SIDE FRAME.
11	P-12868	<u>BUSHING HOUSING</u> - GETS PRESSED INTO SIDE FRAME.
12	P-1298	<u>BUSHING</u>
13	P-6071	<u>SPRING ANCHOR</u> - SEE ITEM #16, PAGE 4.
14	P-9074	<u>PIN</u> - PIVOT.
15	P-12671	<u>SIDE PLATE ONLY</u> - RIGHT HAND.
16	P-1241	<u>BUSHING</u>
17	P-615	<u>WASHER</u>
18	P-12946	<u>SCREW</u>
19	P-53	<u>SCREW</u>
20	P-627	<u>LOCK WASHER</u>
21	P-1602	<u>NUT</u>
22	P-93	<u>SCREW</u>
23	P-12655	<u>TIE BAR</u>
24	P-12635	<u>TIE BAR</u>
25	P-8077	<u>SHOULDER SCREW</u>
26	P-12639	<u>LEFT HAND FEEDER PLATE ASSEMBLY</u> - 1250 OLD STYLE & NEW STYLE.
27	P-6069	<u>PIN</u> - SPRING ANCHOR.
28	P-1240	<u>BUSHING</u>
29	P-12539	<u>BUSHING HOUSING</u> - GETS PRESSED INTO SIDE FRAME.
30	P-9075	<u>STUD</u>
31	P-6070	<u>SPRING ANCHOR</u>
32	P-9069	<u>PIVOT PIN ASSEMBLY</u>
32A	P-9070	<u>STUD</u> - PIVOT
32B	P-628	<u>SPLIT LOCK WASHER</u>
32C	P-492	<u>NUT</u>
33	P-7080	<u>STUD</u>
34	P-6068	<u>SPRING ANCHOR</u>
35	P-7079	<u>STUD</u>
36	P-12870	<u>BUSHING HOUSING</u> - GETS PRESSED INTO SIDE FRAME.
37	P-1298	<u>BUSHING</u>
38	P-12545	<u>SIDE PLATE ONLY</u> - LEFT HAND.
39	P-161	<u>SCREW</u> - 2 EACH END. FOR ITEM #23, THIS PAGE.
40	P-12875	<u>RIGHT HAND FEEDER PLATE ASSEMBLY</u> - 1250 OLD STYLE.

DRAWING #35
BASE FRAMES & TIE BARS



NON-OPERATORS SIDE
RIGHT HAND

OPERATORS SIDE
LEFT HAND

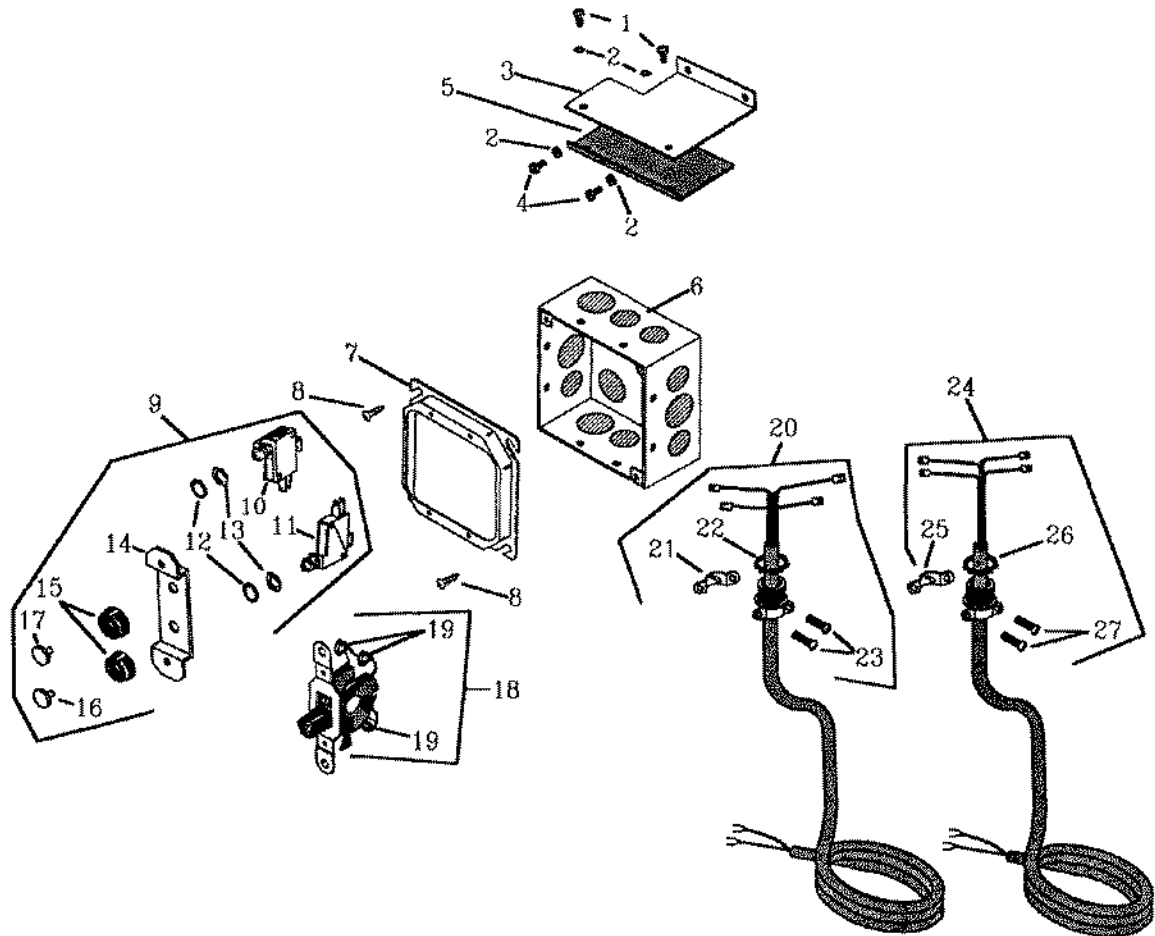


Page #35
BASE FRAMES & TIE BARS

KEY #	PART#	DESCRIPTION
1	P-99	<u>HEX HEAD SCREW</u> - 1250 NEW STYLE.
	P-98	<u>HEX HEAD SCREW</u> - 1250 OLD STYLE.
2	P-9400	<u>FLAT WASHER</u>
3	P-12887	<u>TIE BAR</u> - FOR SIDE FRAMES. SEE PAGE 33.
4	P-12243	<u>BRACE</u> - (FRONT) FITS ON FRONT OF CENTER UPRIGHT SUPPORT. SEE ITEM #9, PAGE 3.
4A	P-12243	<u>BRACE</u> - (REAR) FITS ON REAR OF CENTER UPRIGHT SUPPORT.
5	P-93	<u>HEX HEAD SCREW</u>
6	P-475	<u>KEPS NUT</u>
7	P-12968	<u>PARTITION</u> - SCREWS ONTO FRONT BRACE ITEM #4A, THIS PAGE.
8	P-87	<u>HEX HEAD SCREW</u>
9	OBSOLETE	<u>BASE FRAME</u> - NON-OPERATORS SIDE. - NO LONGER AVAILABLE.
10	OBSOLETE	<u>BASE FRAME</u> - OPERATORS SIDE. - NO LONGER AVAILABLE.
11	P-12880	<u>TIE ROD</u>
12	P-12879	<u>TIE ROD</u>
13	P-12867	<u>GLIDER FOOT</u>
14	P-12877	<u>R.H. CHANNEL GUIDE</u>
15	P-12917	<u>L.H. CHANNEL GUIDE</u>
16	P-506	<u>NUT</u>
17	P-12044	<u>STUD</u> - MOTOR CONTROL STOP. SEE MOTOR SPEED CONTROL ITEMS #6 & #23, PAGE 1.
18	P-12053	<u>ANGLE</u> - FOR MOTOR CRADLE, SEE ITEM #46, PAGE 1.
19	P-12263	<u>CONVEYOR SUPPORT</u> - SEE ITEM #34, PAGE 13.

DRAWING #36
SWITCH BOX & POWER CORDS

OPERATORS SIDE
LEFT HAND



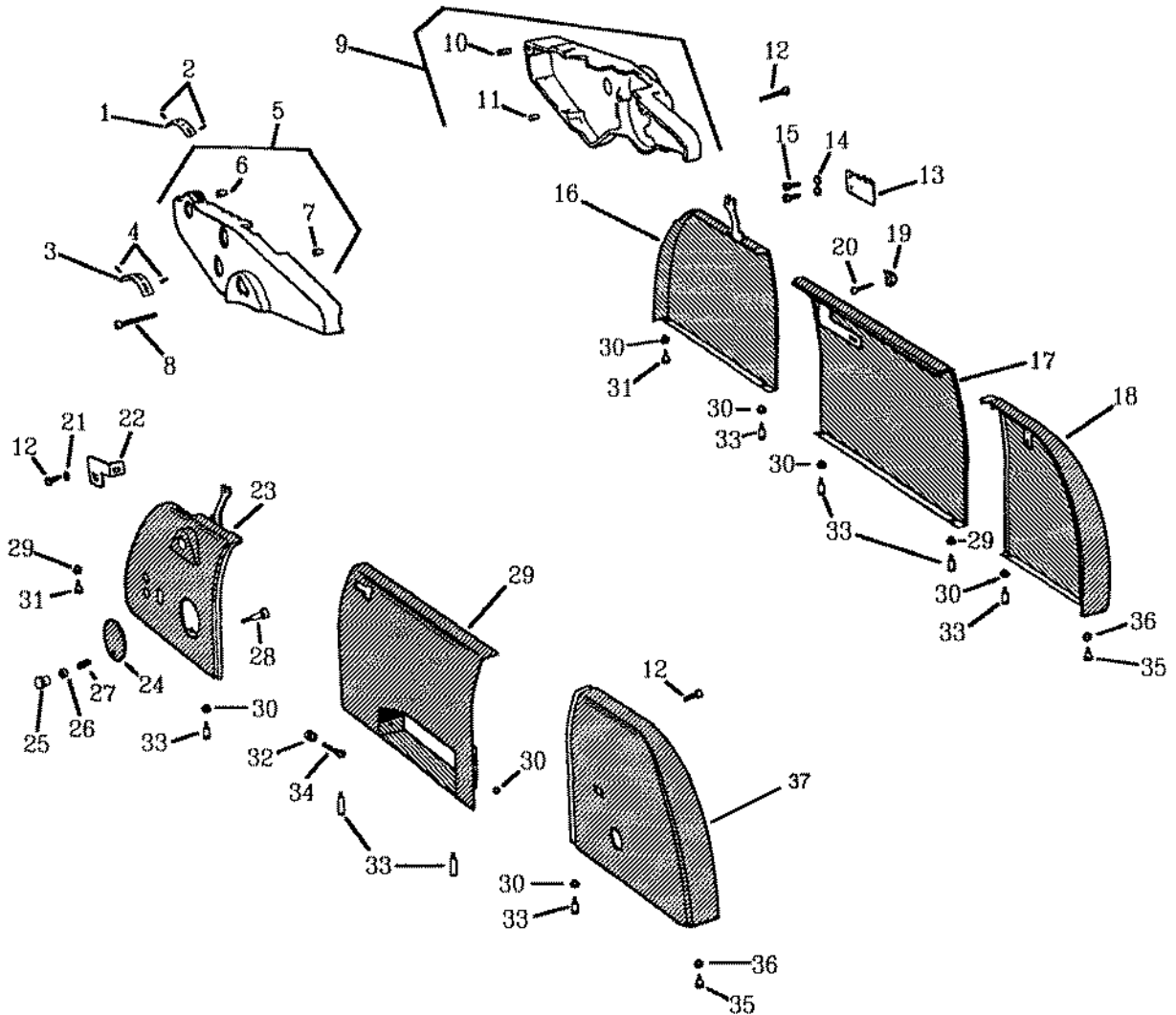
Page #36
SWITCH BOX & POWER CORDS

KEY #	PART#	DESCRIPTION
1	P-167	<u>SCREW</u>
2	P-571	<u>FLAT WASHER</u>
3	P-12409	<u>SWITCH MOUNTING BRACKET</u>
4	P-168	<u>SCREW</u>
5	P-12487	<u>SPLASH COVER</u>
6	P-4410	<u>SWITCH BOX ONLY</u> - MOUNTS TO BRACKET ITEM #3, THIS PAGE.
7	P-12271	<u>SWITCH MOUNTING PLATE</u>
8	P-241	<u>SCREW</u>
9	P-12566	<u>START & STOP SWITCH ASSEMBLY</u>
10	P-12829	<u>START SWITCH ASSEMBLY</u> - (GREEN) 1250 NEW STYLE ONLY.
11	P-4062	<u>STOP SWITCH ASSEMBLY</u> - (RED) 1250 NEW STYLE ONLY.
12	NO #	<u>LOCK WASHER</u> - NOT SOLD SEPARATELY. USE P-12829 ITEM #10 OR P-4062 ITEM #11, THIS PAGE.
13	NO #	<u>NUT</u> - NOT SOLD SEPARATELY. USE P-12829 ITEM #10 OR P-4062 ITEM #11, THIS PAGE.
14	P-12543	<u>SWITCH MOUNTING BRACKET</u>
15	NO #	<u>SWITCH GUARD</u>
16	NO #	<u>BUTTON</u> - (RED) FOR STOP SWITCH ASSEMBLY.
17	NO #	<u>BUTTON</u> - (GREEN) FOR START SWITCH ASSEMBLY.
18	P-12305	<u>TOGGLE SWITCH</u> - FOR VACUUM PUMP. **SEE NOTE AT BOTTOM OF PAGE.
19	P-252	<u>SCREW</u> - NEED 4.
20	P-4101	<u>CABLE ASSEMBLY</u> - CONNECTS TO ITEM #9, THIS PAGE.
21	NO #	<u>CLAMP</u> - NOT SOLD SEPARATELY. MUST BUY FULL ASSEMBLY P-4101, ITEM #20, THIS PAGE.
22	NO #	<u>LOCKING NUT</u> - NOT SOLD SEPARATELY. MUST BUY FULL ASSEMBLY P-4101, ITEM #20, THIS PAGE.
23	P-162	<u>SCREW</u>
24	P-4102	<u>CABLE ASSEMBLY</u> - CONNECTS TO ITEM #18, THIS PAGE.
25	NO #	<u>CLAMP</u> - NOT SOLD SEPARATELY. MUST BUY FULL ASSEMBLY ITEM P-4102, ITEM #24, THIS PAGE.
26	NO #	<u>LOCK NUT</u> - NOT SOLD SEPARATELY. MUST BUY FULL ASSEMBLY ITEM P-4102, ITEM #24, THIS PAGE.
27	P-162	<u>SCREW</u>
<p>NOTE: 1250 OLD STYLE PRESSES USE 2 EACH OF P-12305 TOGGLE SWITCH, ONE FOR MOTOR & ONE FOR PUMP.</p>		

DRAWING #37
UPPER SIDE & INK COVERS

OPERATORS SIDE
LEFT HAND

NON-OPERATORS SIDE
RIGHT HAND



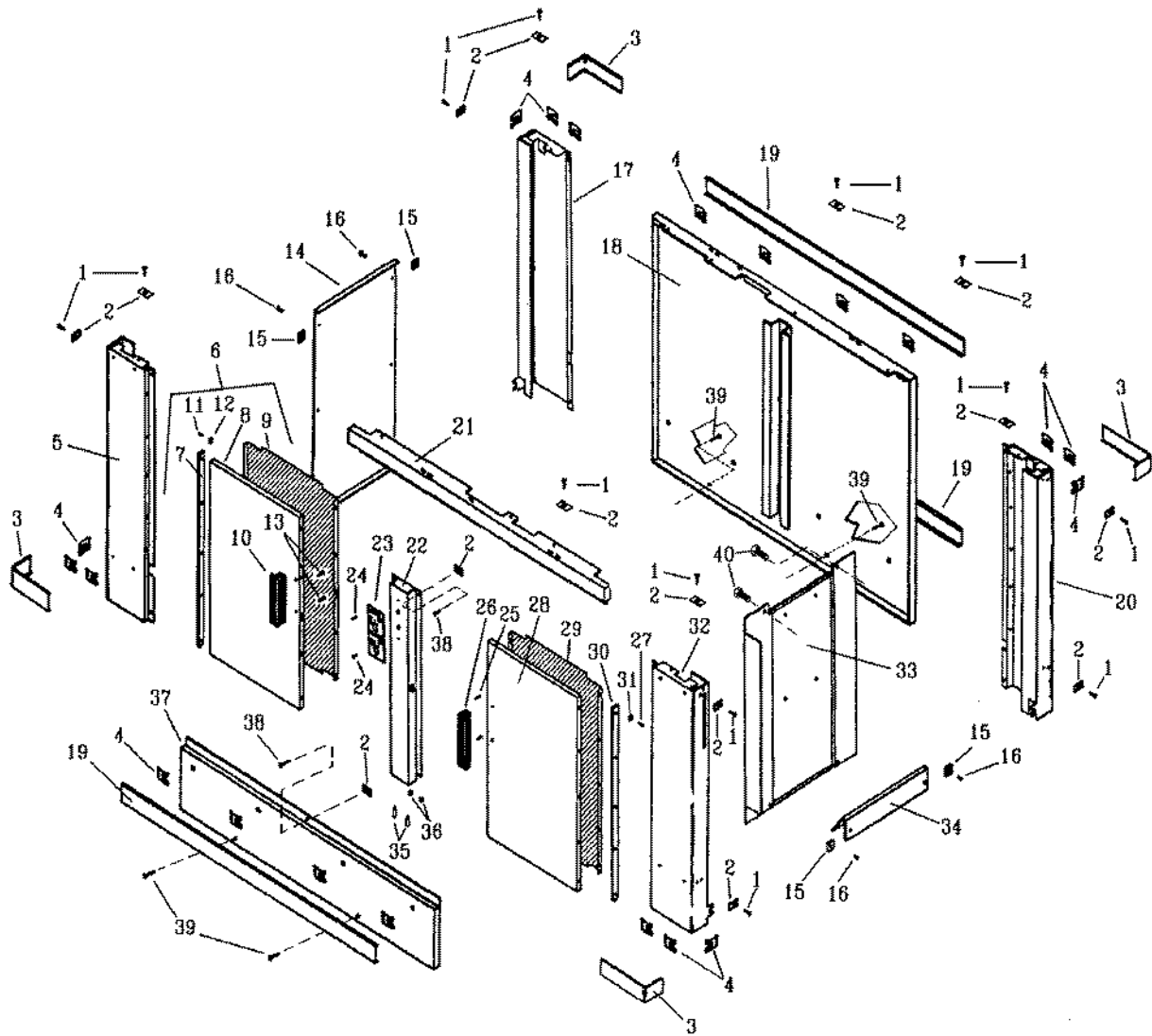
Page #37
UPPER SIDE & INK COVERS

KEY #	PART#	DESCRIPTION
1	P-12912	<u>INK CONTROL INDICATOR PLATE</u>
2	P-184	<u>SCREW</u>
3	P-12892	<u>INDICATOR</u>
4	P-1042	<u>SCREW</u>
5	P-12890	<u>INK COVER ASSEMBLY - LEFT HAND.</u>
6	P-3096	<u>PIN</u>
7	P-3097	<u>PIN</u>
8	P-179	<u>SCREW</u>
9	P-12928	<u>INK COVER ASSEMBLY - RIGHT HAND.</u>
10	P-3096	<u>PIN</u>
11	P-3097	<u>PIN</u>
12	P-178	<u>SCREW - GOES INTO ITEM #11, PAGE 20.</u>
13	P-12097	<u>LOCKING PLATE ASSEMBLY</u>
14	P-631	<u>WASHER</u>
15	P-168	<u>SCREW</u>
16	P-12934	<u>REAR MACHING COVER - RIGHT HAND.</u>
17	P-12930	<u>CENTER MACHINE COVER - RIGHT HAND.</u>
18	P-12936	<u>FRONT MACHINE COVER - RIGHT HAND.</u>
19	P-12510	<u>NUT</u>
20	P-176	<u>SCREW</u>
21	P-633	<u>WASHER</u>
22	P-12199	<u>LOCKING BRACKET</u>
23	P-12989	<u>REAR MACHINE COVER - LEFT HAND. O.S. WITH 2 SLOTS FOR TOGGLE SWITCHES.</u>
	P-12991	<u>REAR MACHINE COVER - LEFT HAND. N.S. WITH 1 SLOT FOR TOGGLE SWITCH & 2 HOLES FOR PUSH BUTTON SWITCHES.</u>
24	P-12982	<u>REMOVABLE COVER</u>
25	P-1068	<u>KNOB - PLASTIC.</u>
26	P-1402	<u>CAM</u>
27	P-12997	<u>SPRING</u>
28	P-4615	<u>SHOULDER SCREW</u>
29	P-12914	<u>LEFT CONVEYOR COVER - RIGHT HAND.</u>
30	P-518	<u>NUT</u>
31	P-3091	<u>STUD</u>
32	P-10961	<u>LOCKING NUT</u>
33	P-3098	<u>STUD - 1250 NEW STYLE.</u>
	P-5482	<u>STUD - 1250 OLD STYLE.</u>
34	P-225	<u>SCREW</u>
35	P-8085	<u>SHOULDER SCREW</u>
36	P-642	<u>LOCK WASHER</u>
37	P-12920	<u>FRONT MACHINE COVER - LEFT HAND.</u>

DRAWING #38
BASE COVERS, DOORS & MOULDING STRIPS

**OPERATORS SIDE
 LEFT HAND**

**NON-OPERATORS SIDE
 RIGHT HAND**

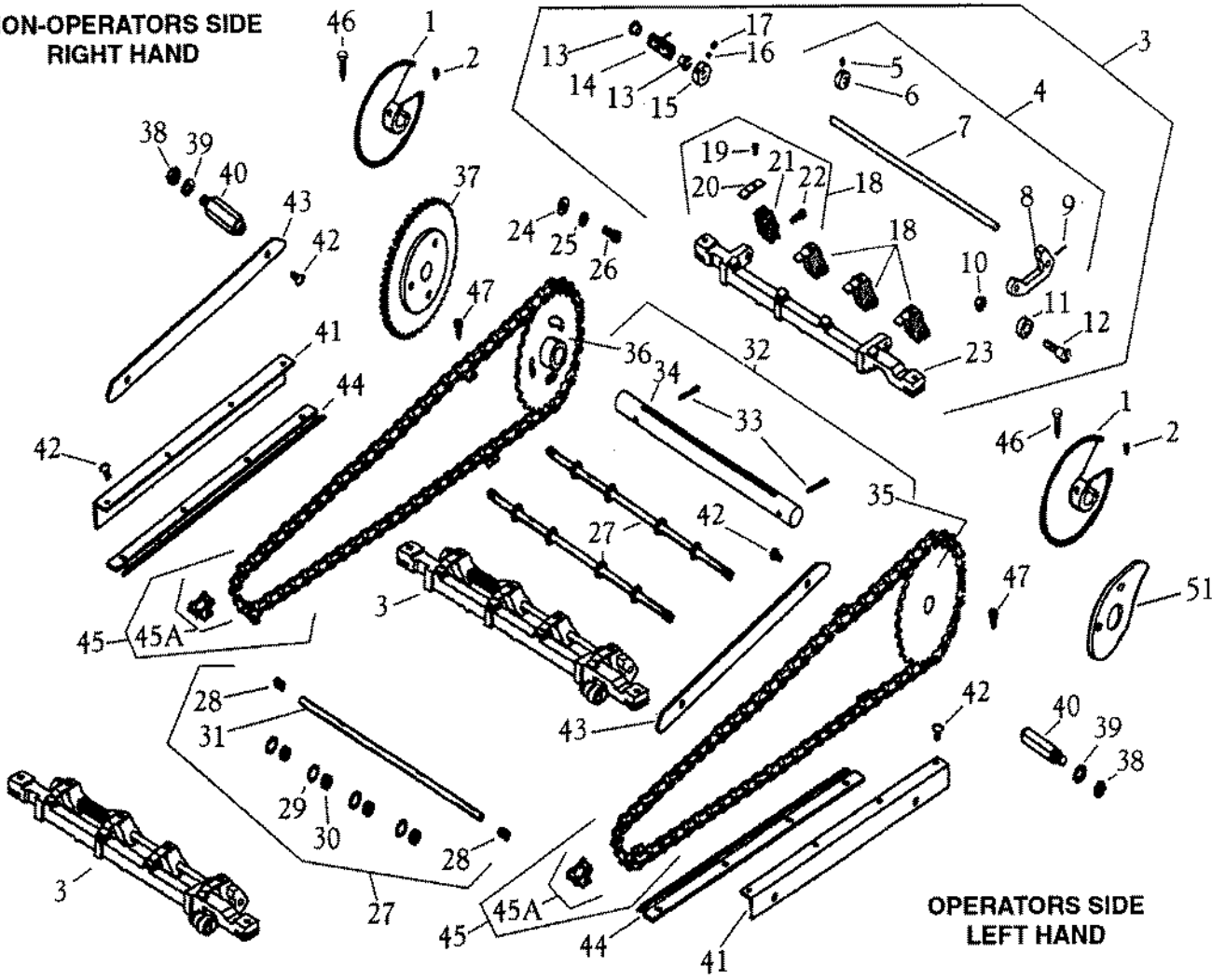


Page #38
BASE COVERS, DOORS & MOULDING STRIPS

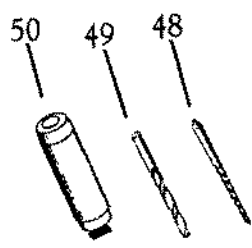
KEY #	PART#	DESCRIPTION
1	P-844	<u>SCREW</u>
2	P-531	<u>SPEED NUT - FLAT.</u>
3	P-12785	<u>MOULDING - CORNER. (2 PER COVER)</u>
4	P-12994	<u>SNAP ON CLIP</u>
5	OBSOLETE	<u>REAR LEFT CORNER PANEL</u>
6	P-12881	<u>DOOR ASSEMBLY - REAR.</u>
7	P-12817	<u>HINGE</u>
8	P-12882	<u>OUTTER DOOR PANEL</u>
9	P-12943	<u>INNER DOOR PANEL</u>
10	P-12993	<u>DOOR HANDLE</u>
11	P-1699	<u>SPEED NUT</u>
12	P-109	<u>TAPPING SCREW</u>
13	P-1185	<u>SCREW - FOR HANDLE.</u>
14	P-12981	<u>REAR COVER PANEL</u>
15	P-938	<u>SPEED NUT</u>
16	P-295	<u>SCREW</u>
17	P-12984	<u>REAR RIGHT CORNER PANEL ASSEMBLY</u>
18	P-12987	<u>RIGHT SIDE COVER PANEL ASSEMBLY</u>
19	OBSOLETE	<u>MOULDING STRIP</u>
20	P-12988	<u>FRONT RIGHT CORNER PANEL</u>
21	P-12906	<u>UPPER LEFT CONNECTING PANEL</u>
22	P-12947	<u>CENTER LEFT PANEL ASSEMBLY</u>
23	P-12960	<u>SUCTION & BLOWER CONTROL PANEL - SEE PAGE 3 FOR AIR & VACUUM VALVES.</u>
24	P-1040	<u>DRIVE SCREW</u>
25	P-1185	<u>SCREW - FOR HANDLE.</u>
26	P-12993	<u>HANDLE</u>
27	P-109	<u>TAPPING SCREW</u>
28	P-12995	<u>OUTTER DOOR PANEL</u>
29	P-12943	<u>INNER DOOR PANEL</u>
30	P-12817	<u>HINGE</u>
31	P-1699	<u>SPEED NUT</u>
32	OBSOLETE	<u>FRONT LEFT CORNER PANEL</u>
33	P-12086	<u>FRONT COVER PANEL</u>
34	P-12965	<u>FOOT PANEL</u>
35	P-12627	<u>PIN</u>
36	P-462	<u>KEPS NUT</u>
37	OBSOLETE	<u>LOWER LEFT COVER PANEL</u>
38	P-1073	<u>SCREW - ROUND HEAD.</u>
39	P-1004	<u>SCREW - FLAT HEAD.</u>
40	P-87	<u>SCREW - FOR ITEM #32, THIS PAGE. ALSO SEE ITEM #23, PAGE 5.</u>

DRAWING #39
GRIPPER BARS, GRIPPER CHAIN & CHAIN SUPPORTS

**NON-OPERATORS SIDE
 RIGHT HAND**



**OPERATORS SIDE
 LEFT HAND**



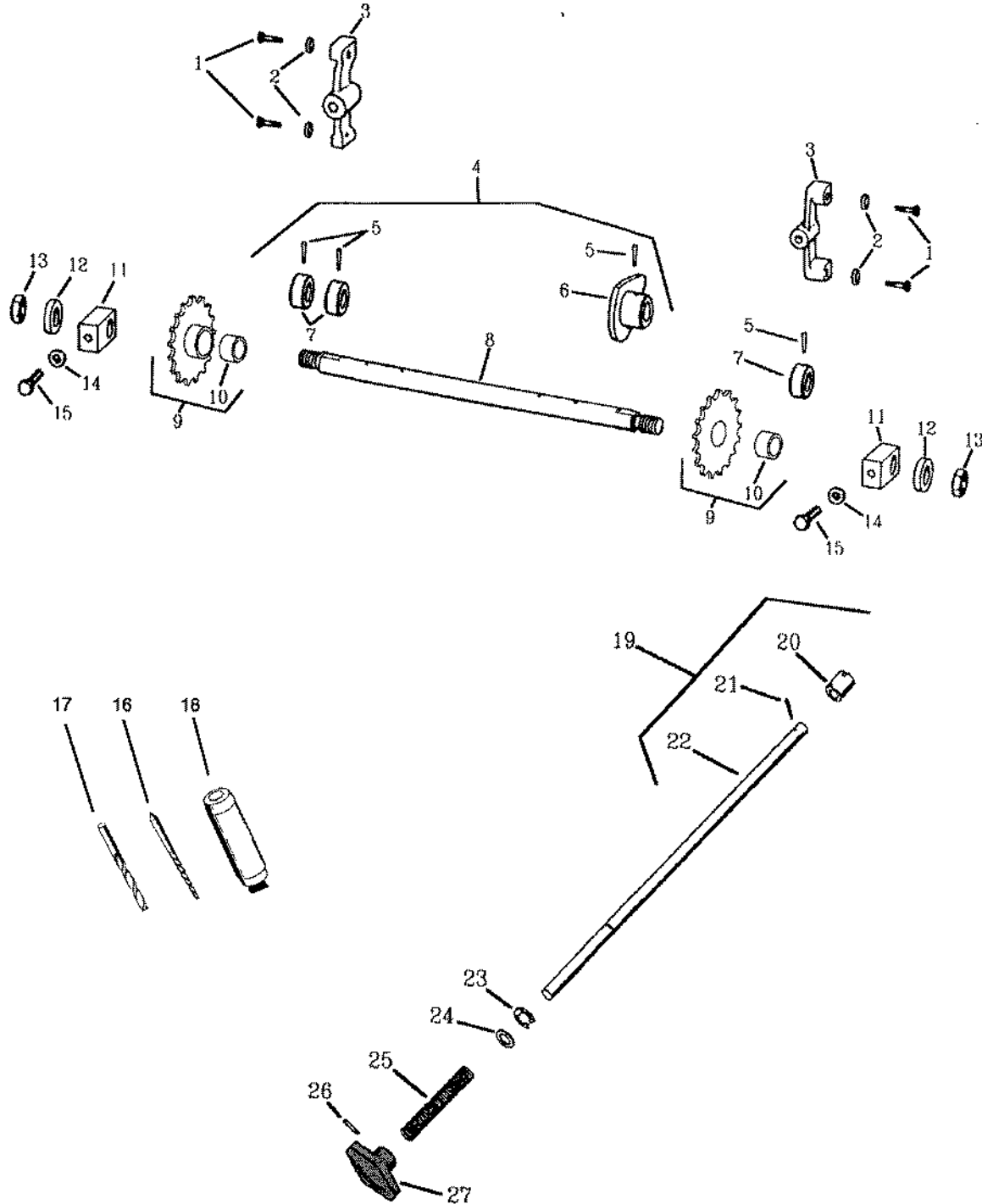
Page #39
GRIPPER BARS, GRIPPER CHAINS & UPPER CHIAN SUPPORTS

KEY #	PART#	DESCRIPTION
1	P-121320	<u>PAPER DEFLECTOR</u> - RIGHT HAND. COMES WITH SET SCREW P-5358.
	P-121321	<u>PAPER DEFLECTOR</u> - LEFT HAND. COMES WITH SET SCREW P-5358.
2	P-5358	<u>SET SCREW</u>
3	P-120990	<u>GRIPPER BAR ASSEMBLY</u>
4	P-121010	<u>GRIPPER SHAFT ASSEMBLY</u>
5	P-4	<u>SET SCREW</u>
6	P-733	<u>COLLAR</u>
7	P-121060	<u>SHAFT</u>
8	P-121040	<u>ARM</u>
9	P-423	<u>TAPER PIN</u>
10	P-522	<u>ELASTIC STOP NUT</u>
11	P-1447	<u>GRIPPER CAM ROLL</u> - RIDES ON #51, THIS PAGE.
12	P-4600	<u>SHOULDER SCREW</u>
13	P-4303	<u>FLANGED NYLINER BEARING</u>
14	P-121080	<u>GRIPPER SPRING</u>
15	P-734	<u>COLLAR</u>
16	P-1071	<u>PLUG</u>
17	P-7	<u>SET SCREW</u>
18	P-121000	<u>GRIPPER HOLDER ASSEMBLY</u>
19	P-12187	<u>SCREW</u>
20	P-121020	<u>GRIPPER FINGER</u>
21	P-121061	<u>GRIPPER HOLDER</u>
22	P-44	<u>SCREW</u>
23	P-121090	<u>GRIPPER ANVIL</u>
24	P-5594	<u>WASHER</u>
25	P-628	<u>LOCK WASHER</u>
26	P-10098	<u>SCREW</u>
27	P-123010	<u>STAR BAR ASSEMBLY</u>
28	P-123110	<u>SPRING</u>
29	P-1127	<u>GROMMET</u>
30	P-637	<u>STAR WASHER</u>
31	P-123170	<u>BAR ONLY</u>
32	P-121160	<u>CHAIN DELIVERY SPROCKET & SHAFT ASSEMBLY</u> - MOUNTS TO ITEM #23, PAGE 46.
33	P-448	<u>TAPER PIN</u>
34	P-121220	<u>SHAFT</u>
35	P-121260	<u>LEFT HAND SPROCKET</u>
36	P-121180	<u>RIGHT HAND SPROCKET</u>
37	P-121140	<u>DRIVE GEAR</u>
38	P-506	<u>NUT</u>
39	P-629	<u>LOCK WASHER</u>
40	P-4506	<u>STUD</u>
41	P-121210	<u>CHAIN GUIDE</u> - UPPER.
42	P-1542	<u>SCREW</u>
43	P-121190	<u>UPPER CHAIN GUIDE BRACKET</u>
44	P-121211	<u>CHAIN GUIDE</u> - LOWER.
45	P-121100	<u>GRIPPER CHAIN</u>
45A	P-9406	<u>CARRIER LINK</u>
46	P-122310	<u>SCREW</u> - HEX HEAD. FOR MULTI'S STYLE ONLY.
47	P-172	<u>GRIPPER BAR MOUNTING SCREW</u>
48	P-1547	<u>TAPERED REAMER</u> - USE TO INSTALL ARM ITEM #8.
	P-1559	<u>TAPERED REAMER</u> - USE TO INSTALL SPROCKETS & SHAFT ITEMS #35, #36 & #34.
49	P-1381	<u>DRILL BIT</u> - USE TO INSTALL ARM ITEM #8.
	P-1505	<u>DRILL BIT</u> - USE TO INSTALL SPROCKETS & SHAFT ITEMS #35, #36 & #34.
50	P-1654	<u>HAND REAMER TOOL</u>
51	P-121240	<u>FRONT GRIPPER OPENING CAM</u> - OPENS GRIPPER ARM #8, THIS PAGE; OPERATES #11, THIS PAGE.

DRAWING #40
CHAIN TENSION SPROCKETS & SHAFT

NON-OPERATORS SIDE
RIGHT HAND

OPERATORS SIDE
LEFT HAND



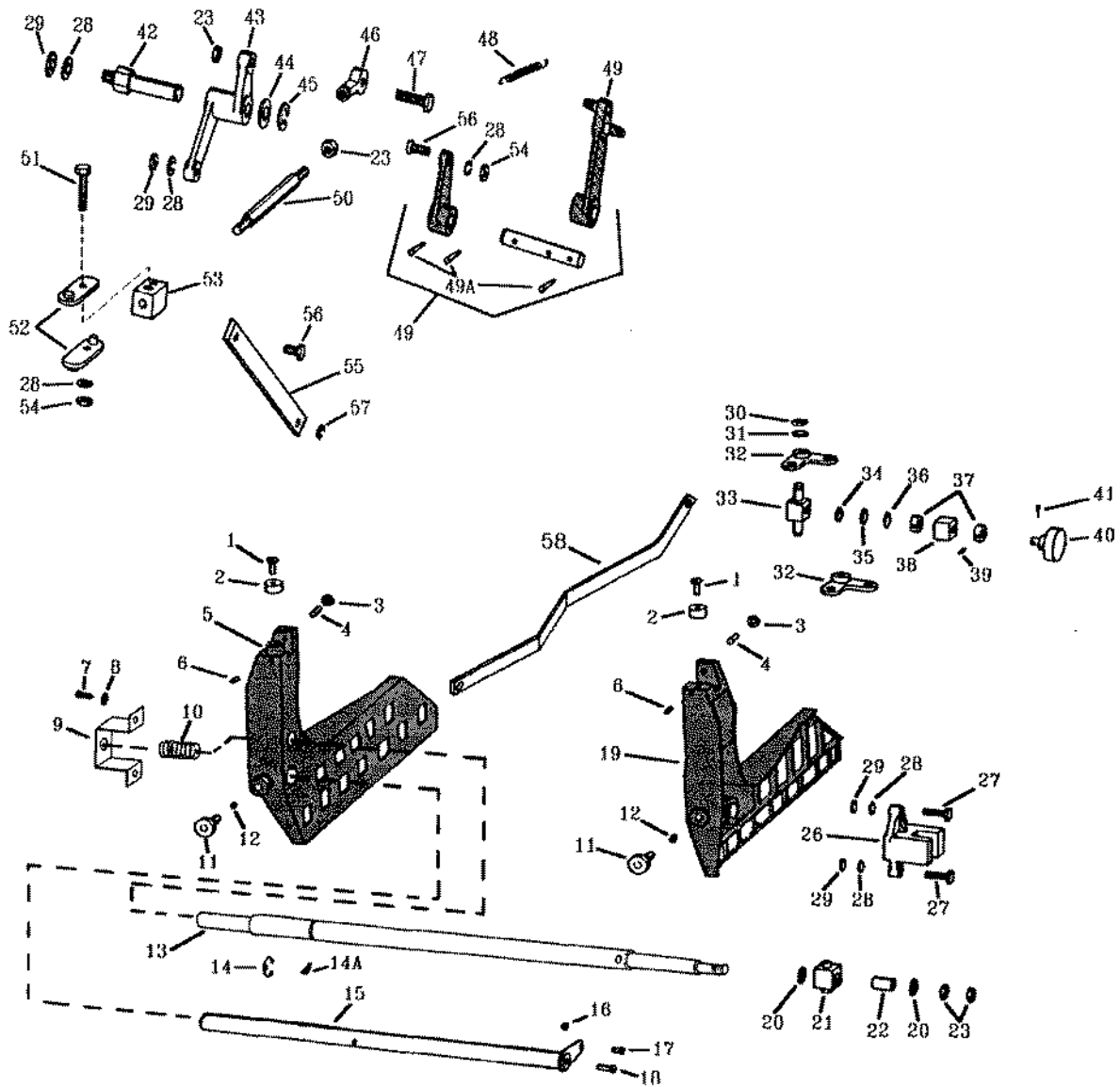
Page #40
CHAIN TENSION SPROCKET & SHAFT

KEY #	PART#	DESCRIPTION
1	P-130	<u>SCREW</u>
2	P-627	<u>WASHER</u>
3	P-121500	<u>BRACKET</u> - MOUNTS TO SIDE FRAMES. SEE #8 OR #10, PAGE 46.
4	P-121580	<u>SHAFT & CAM ASSEMBLY</u>
5	P-447	<u>TAPER PIN</u>
6	P-121640	<u>CAM</u> - GRIPPER OPERATING. SOLD SEPARATELY BUT NEED PROPER TOOLS TO INSTALL, #16, #17, & #18.
7	P-1469	<u>COLLAR</u> - SOLD SEPARATELY BUT NEED PROPER TOOLS TO INSTALL, #16, #17, & #18.
8	NO #	<u>SHAFT</u> - NOT SOLD SEPARATELY. MUST BUY FULL ASSEMBLY P-121580.
9	P-121620	<u>SPROCKET</u> - BOTH LEFT HAND & RIGHT HAND.
10	P-1294	<u>BUSHING</u>
11	P-121460	<u>PRESSURE BLOCK</u>
12	P-5523	<u>COLLAR</u>
13	P-499	<u>NUT</u>
14	P-5573	<u>WASHER</u>
15	P-1387	<u>SCREW</u>
16	P-1559	<u>TAPERED REAMER</u> - USE TO INSTALL ITEMS #6 & #7.
17	P-1505	<u>DRILL BIT</u> - USE TO INSTALL ITEMS #6 & #7.
18	P-1546	<u>HAND REAMER TOOL</u>
19	P-123279	<u>SPEED CONTROL SHAFT ASSEMBLY</u>
20	P-123281	<u>BUSHING</u> - CONNECTS TO ITEM #15, PAGE 1.
21	P-436	<u>TAPER PIN</u>
22	P-123280	<u>SHAFT</u> - ONLY.
23	P-5344	<u>C-RING</u>
24	P-10974	<u>WASHER</u>
25	P-123282	<u>SPRING</u>
26	P-437	<u>TAPER PIN</u>
27	P-12449	<u>SPEED CONTROL KNOB</u>

DRAWING #41
SIDE JOGGERS, SIDE JOGGER OPERATING LEVERS & LINKAGE

**NON-OPERATORS SIDE
 RIGHT HAND**

**OPERATORS SIDE
 LEFT HAND**

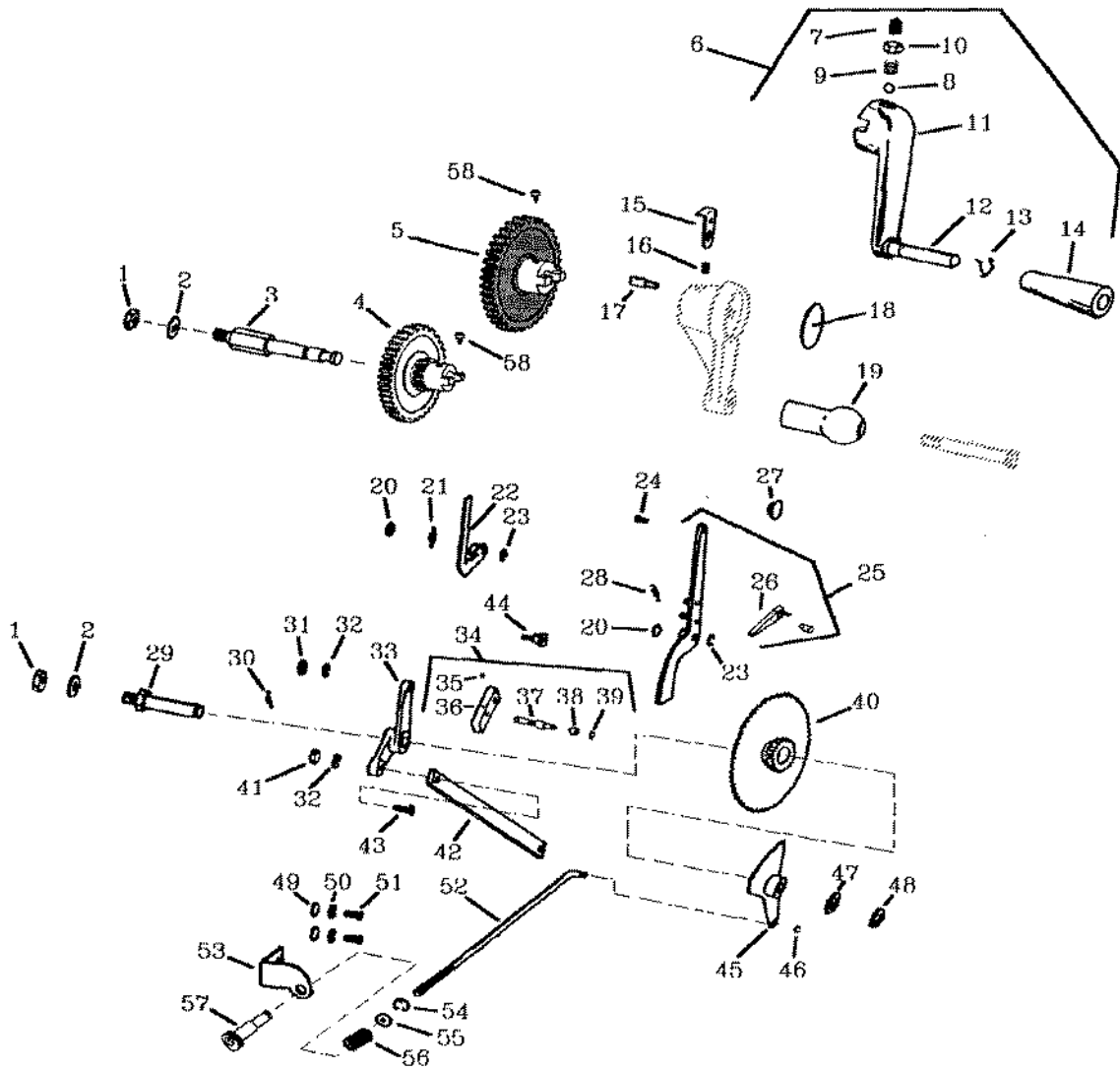


Page #41
SIDE JOGGERS, SIDE JOGGER OPERATING LEVERS & LINKAGE

KEY #	PART#	DESCRIPTION
1	P-4507	<u>ECCENTRIC SHOULDER STUD</u>
2	P-1447	<u>CAM ROLL</u>
3	P-477	<u>NUT</u>
4	P-23	<u>SET SCREW</u>
5	P-121660	<u>RIGHT HAND JOGGER PLATE</u>
6	P-11	<u>SET SCREW</u>
7	P-172	<u>SCREW</u>
8	P-625	<u>LOCK WASHER</u>
9	P-122100	<u>RETAINER BRACKET - NEW STYLE.</u>
10	P-122101	<u>JOGGER SPRING</u>
11	P-1530	<u>THUMB SCREW</u>
12	P-1116	<u>PLUG</u>
13	P-121940	<u>JOGGER OPERATING SHAFT - SEE ITEM #1, PAGE 44.</u>
14	P-673	<u>C-RING - NEW STYLE. FOR SHAFTS WITH C-RING SLOT.</u>
14A	P-12866	<u>SCREW - OLD STYLE. FOR SHAFTS WITH SCREW HOLE.</u>
15	P-121800	<u>SUPPORT SHAFT - PAPER GUIDE & STRIPPER ASSEMBLY.</u>
16	P-471	<u>KEPS NUT</u>
17	P-4609	<u>ECCENTRIC SHOULDER SCREW</u>
18	P-8077	<u>SHOULDER SCREW</u>
19	P-122160	<u>LEFT HAND PAPER GUIDE</u>
20	P-1373	<u>WASHER</u>
21	P-121960	<u>BLOCK</u>
22	P-814	<u>SPACER</u>
23	P-497	<u>HEX NUT</u>
24	P-122080	<u>JOGGER ADJUSTING STUD - ON INSIDE OF FRAME. ATTACHES TO ITEM #26, THIS PAGE.</u>
25	P-428	<u>TAPER PIN</u>
26	P-121720	<u>BRACKET</u>
27	P-95	<u>SCREW</u>
28	P-627	<u>LOCK WASHER</u>
29	P-481	<u>NUT</u>
30	P-670	<u>C-RING</u>
31	P-602	<u>FLAT WASHER</u>
32	P-121570	<u>JOGGER OPERATING LEVER - CONNECTS TO ITEM #52, THIS PAGE.</u>
33	P-121571	<u>PIVOT BLOCK</u>
34	P-604	<u>WASHER</u>
35	P-657	<u>SPRING WASHER</u>
36	P-10942	<u>FLAT WASHER</u>
37	P-1482	<u>CAM</u>
38	P-121550	<u>BLOCK</u>
39	P-10031	<u>SET SCREW</u>
40	P-122022	<u>KNOB</u>
41	P-3073	<u>PILOT SCREW</u>
42	P-4514	<u>STAND OFF STUD</u>
43	P-121594	<u>LEVER</u>
44	P-616	<u>WASHER</u>
45	P-672	<u>C-RING</u>
46	P-1797	<u>ROD END BEARING</u>
47	P-104	<u>SCREW</u>
48	P-121810	<u>SPRING</u>
49	P-121551	<u>LEVER ASSEMBLY - SOLD ONLY AS AN ASSEMBLY.</u>
49A	P-437	<u>TAPER PIN</u>
50	P-4512	<u>STUD</u>
51	P-97	<u>SCREW</u>
52	P-121595	<u>LINK - CONNECTS TO LEVERS ITEMS #32.</u>
53	P-121572	<u>BLOCK</u>
54	P-488	<u>NUT</u>
55	P-121593	<u>CONNECTING LINK - CONNECTS TO LEVERS ITEMS #43 & #49.</u>
56	P-4601	<u>SHOULDER SCREW</u>
57	P-668	<u>C-RING</u>
58	P-121596	<u>LINK - CONNECTS TO ITEM #49, THIS PAGE ON INSIDE OF FRAME.</u>

DRAWING #42
TABLE RAISE CRANK & GEARS (CHAIN DELIVERY)

OPERATORS SIDE
LEFT HAND



Page #42
TABLE RAISE CRANK & GEARS (CHIAN DELIVERY)

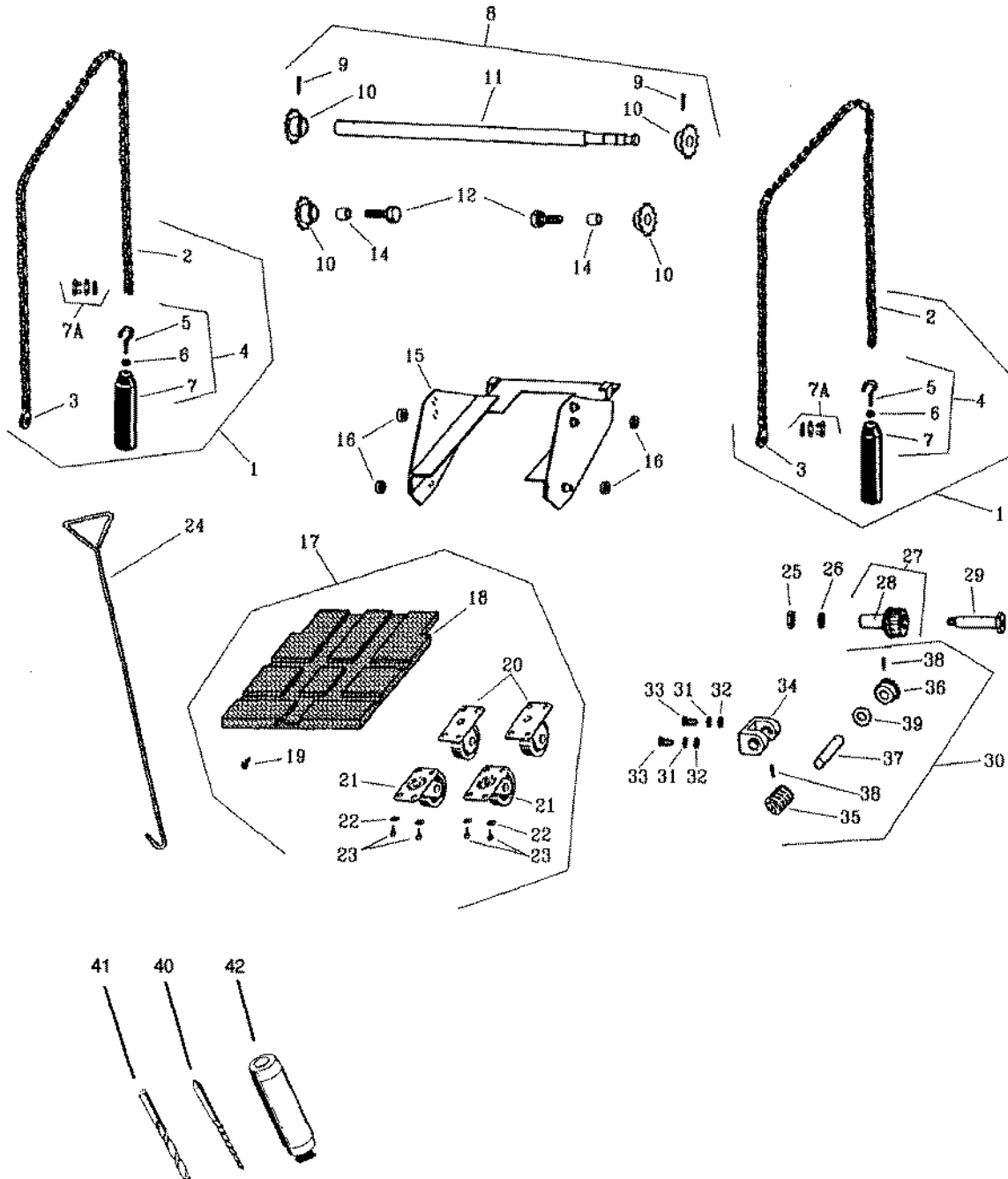
KEY #	PART#	DESCRIPTION
1	P-506	<u>HEX NUT</u>
2	P-629	<u>LOCK WASHER</u>
3	P-4508	<u>STUD - FOR TABLE RAISE GEAR.</u>
4	P-122211	<u>COMPOUND GEAR</u>
5	P-122212	<u>TABLE RAISE GEAR</u>
6	P-12955	<u>HAND CRANK ASSEMBLY - OUR STYLE.</u>
7	P-874	<u>SET SCREW</u>
8	P-755	<u>1/4" STEEL BALL</u>
9	P-12909	<u>SPRING</u>
10	P-492	<u>NUT</u>
11	P-12957	<u>HAND CRANK ONLY</u>
12	P-36962	<u>SHAFT</u>
13	P-36959	<u>SPRING LOCK</u>
14	P-36961	<u>HANDLE</u>
15	P-12926	<u>HAND CRANK RETAINER - FOR MULTI'S STYLE HAND CRANK ONLY.</u>
16	P-12959	<u>SPRING - FOR MULTI'S STYLE HAND CRANK ONLY.</u>
17	P-7012	<u>STUD - FOR MULTI'S STYLE HAND CRANK ONLY.</u>
18	P-7410	<u>INSERT COVER - FOR MULTI'S STYLE HAND CRANK ONLY.</u>
19	P-12961	<u>HANDLE - FOR MULTI'S STYLE HAND CRANK ONLY.</u>
20	P-5591	<u>FLAT WASHER</u>
21	P-122130	<u>SPRING</u>
22	P-122070	<u>LOCKING LEVER</u>
23	P-681	<u>C-RING</u>
24	P-194	<u>SCREW</u>
25	P-122110	<u>RELEASE LEVER - FOR RATCHET.</u>
26	P-122170	<u>LOCKING PAWL</u>
27	P-1068	<u>KNOB</u>
28	P-122131	<u>SPRING</u>
29	P-7070	<u>STUD ASSEMBLY</u>
30	P-12043	<u>SPRING</u>
31	P-1357	<u>NUT</u>
32	P-627	<u>LOCK WASHER</u>
33	P-121591	<u>ARM - ONLY - RATCHET DRIVE.</u>
34	P-121990	<u>RATCHET PAWL PILE CONTROL ASSEMBLY</u>
35	P-476	<u>SET SCREW</u>
36	P-122270	<u>PAWL ONLY</u>
37	P-4701	<u>STUD</u>
38	P-1400	<u>CAM ROLLER</u>
39	P-664	<u>RETAINING RING</u>
40	P-122210	<u>GEAR & RATCHET ASSEMBLY</u>
41	P-481	<u>NUT</u>
42	P-121592	<u>RATCHET DRIVE LINK - CONNECTS TO #49, PAGE 41.</u>
43	P-4601	<u>SHOULDER SCREW</u>
44	P-4605	<u>SHOULDER SCREW</u>
45	P-121510	<u>PAWL CONTROL SHIELD CAM</u>
46	P-680	<u>C-RING</u>
47	P-616	<u>WASHER</u>
48	P-5344	<u>C-RING</u>
49	P-10883	<u>FLAT WASHER</u>
50	P-625	<u>LOCK WASHER</u>
51	P-161	<u>SCREW</u>
52	P-121511	<u>ADJUSTING ROD</u>
53	P-121512	<u>ADJUSTING BRACKET</u>
54	P-668	<u>C-RING</u>
55	P-595	<u>WASHER</u>
56	P-12711	<u>SPRING</u>
57	P-121514	<u>ADJUSTING NUT</u>
58	P-12784	<u>SCREW</u>

**NOTE: ITEMS #15 THRU #19 ARE DESIGNED TO FIT MULTI'S STYLE
HAND CRANK AND WILL NOT FIT ITEM #6 HAND CRANK.**

DRAWING #43
DOLLY BOARD, TABLE RAISE CHAINS, SHAFT & GEARS

**NON-OPERATORS SIDE
 RIGHT HAND**

**OPERATORS SIDE
 LEFT HAND**



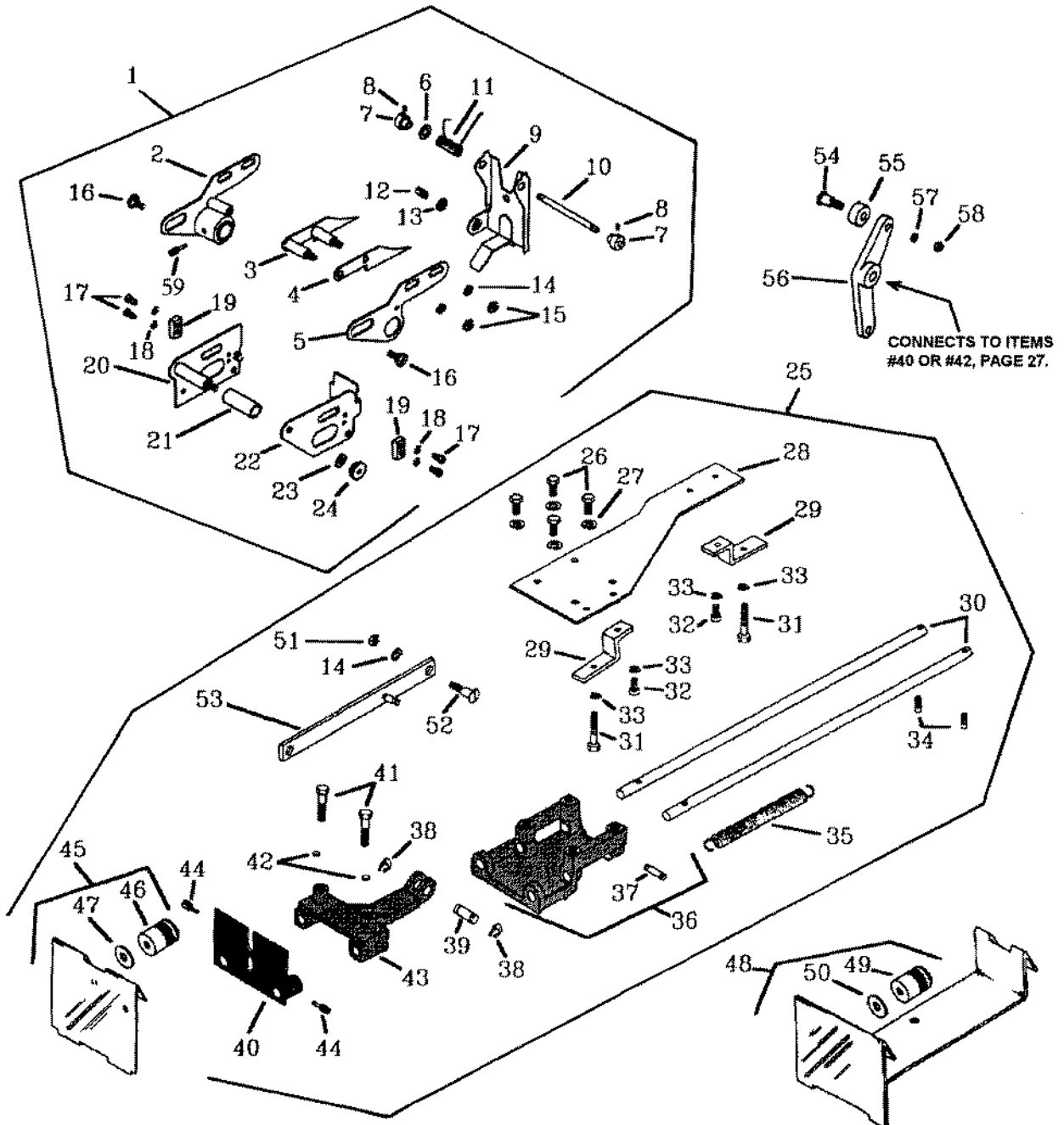
Page #43
DOLLY BOARD, TABLE RAISE CHAINS, SHAFT & GEARS

KEY #	PART#	DESCRIPTION
1	P-12949	<u>CHAIN ASSEMBLY</u>
2	P-12958	<u>CHAIN ONLY</u>
3	P-36970	<u>WEIGHT HOLDER</u>
4	P-36106	<u>WEIGHT ASSEMBLY</u>
5	P-1038	<u>J-BOLT</u>
6	P-473	<u>NUT</u>
7	P-36107	<u>WEIGHT</u>
7A	P-1540	<u>CHAIN CONNECTING LINK KIT</u>
8	P-122470	<u>SHAFT & SPROCKET ASSEMBLY</u>
9	P-448	<u>TAPER PIN</u>
10	P-12101	<u>SPROCKET</u> - NOT SOLD SEPARATELY. MUST BUY FULL ASSEMBLY.
11	NO #	<u>SHAFT</u> - NOT SOLD SEPARATELY. MUST BUY FULL ASSEMBLY.
12	P-1390	<u>HEX HEAD SCREW</u>
14	P-778	<u>INNER BEARING</u>
15	P-122410	<u>CHAIN DELIVERY STACKER TABLE</u>
16	P-1458	<u>CAM ROLLERS</u>
17	P-122440	<u>DOLLY BOARD ASSEMBLY</u> - COMPLETE.
18	P-122500	<u>BOARD ONLY</u>
19	P-1036	<u>EYE BOLT</u>
20	P-1647	<u>CASTER</u> - RIGID.
21	P-1641	<u>CASTER</u> - SWIVEL.
22	P-569	<u>FLAT WASHER</u>
23	P-1033	<u>WOOD SCREW</u>
24	P-5023	<u>PULL ROD</u>
25	P-506	<u>NUT</u>
26	P-629	<u>LOCK WASHER</u>
27	P-122360	<u>MITER GEAR ASSEMBLY</u>
28	NO #	<u>BUSHING</u> - NOT SOLD SEPARATELY.
29	P-7071	<u>STUD ASSEMBLY</u> - MITER GEAR.
30	P-122290	<u>GEAR & WORM ASSEMBLY</u>
31	P-628	<u>LOCK WASHER</u>
32	P-5594	<u>FLAT WASHER</u>
33	P-4610	<u>SHOULDER SCREW</u>
34	P-12144	<u>HOUSING</u>
35	NO #	<u>WORM GEAR</u> - NOT SOLD SEPARATELY.
36	P-12109	<u>SPUR GEAR</u> - SOLD SEPARATELY BUT NEED PROPER TOOLS TO INSTALL, #40, #41 & #42.
37	NO #	<u>SHAFT</u> - NOT SOLD SEPARATELY.
38	P-437	<u>TAPER PIN</u>
39	P-616	<u>WASHER</u>
40	P-1590	<u>TAPERED REAMER</u> - USE TO INSTALL ITEM #36 GEAR.
41	P-1381	<u>DRILL BIT</u> - USE TO INSTALL ITEM #36 GEAR.
42	P-1546	<u>HAND REAMER TOOL</u>

DRAWING #44
PAPER STRIPPER ASSEMBLY & FRONT CHAIN DELIVERY JOGGER ASSEMBLY

NON-OPERATORS SIDE
RIGHT HAND

OPERATORS SIDE
LEFT HAND



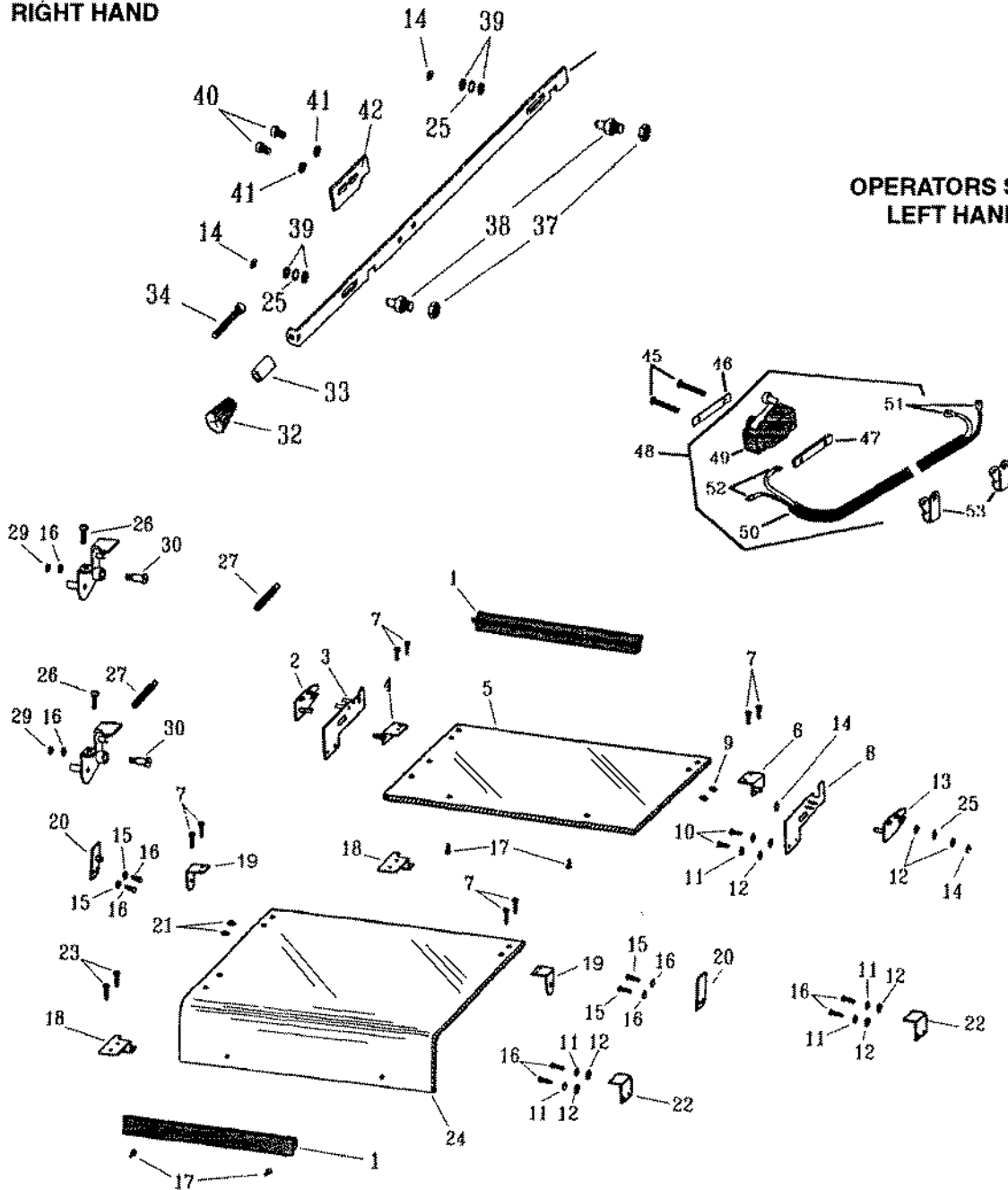
PAPER STRIPPER ASSEMBLY & FRONT CHAIN DELIVERY JOGGER ASSEMBLY

KEY #	PART#	DESCRIPTION
1	P-122400	<u>BACK STOP & STRIPPER ASSEMBLY</u> - MOUNTS ONTO ITEM #13, PAGE 41.
2	P-122420	<u>BRACKET ASSEMBLY</u> - RIGHT HAND.
3	P-122281	<u>STRIPPER</u> - RIGHT HAND.
4	P-122282	<u>STRIPPER</u> - LEFT HAND.
5	P-122421	<u>BRACKET</u> - LEFT HAND.
6	P-1251	<u>FLAT WASHER</u>
7	P-1368	<u>BUSHING</u>
8	P-8	<u>SET SCREW</u>
9	P-122300	<u>BACK STOP</u>
10	P-10587	<u>DOWEL PIN</u>
11	P-122220	<u>SPRING</u>
12	P-1105	<u>BALL RETAINER</u> - SNUBBER.
13	P-497	<u>NUT</u>
14	P-627	<u>LOCK WASHER</u>
15	P-488	<u>NUT</u>
16	P-4607	<u>SHOULDER SCREW</u>
17	P-172	<u>SCREW</u>
18	P-625	<u>LOCK WASHER</u>
19	P-122260	<u>BLOCK</u>
20	P-122301	<u>PLATE</u> - RIGHT HAND.
21	P-5846	<u>SLEEVE</u>
22	P-122302	<u>PLATE</u> - LEFT HAND.
23	P-5591	<u>FLAT WASHER</u>
24	P-1058	<u>THUMB SCREW</u>
25	P-121799	<u>FRONT JOGGER ASSEMBLY</u> - COMPLETE.
26	P-88	<u>SCREW</u>
27	P-627	<u>LOCK WASHER</u>
28	P-121870	<u>JOGGER MOUNTING PLATE</u>
29	P-121890	<u>MOUNTING BRACKET</u>
30	P-121910	<u>GUIDE ROD</u> - FOR JOGGER.
31	P-1857	<u>SCREW</u>
32	P-63	<u>SCREW</u>
33	P-627	<u>LOCK WASHER</u>
34	P-12866	<u>STOP SCREW</u>
35	P-121810	<u>SPRING</u>
36	P-121830	<u>JOGGER HOUSING</u>
37	P-3007	<u>GROOVE PIN</u>
38	P-668	<u>C-RING</u>
39	P-4707	<u>PIN</u>
40	P-122930	<u>JOGGER MOUNTING PLATE</u>
41	P-663	<u>SCREW</u>
42	P-1109	<u>BRASS PLUG</u>
43	P-122931	<u>MOUNTING BRACKET</u>
44	P-122932	<u>PILOT SCREW</u>
45	P-121950	<u>JOGGER PLATE ASSEMBLY</u>
46	P-121952	<u>THUMB NUT</u>
47	P-592	<u>FLAT WASHER</u>
48	P-121951	<u>JOGGER PLATE EXTENSION ASSEMBLY</u>
49	P-121952	<u>THUMB NUT</u>
50	P-592	<u>WASHER</u>
51	P-479	<u>NUT</u>
52	P-4601	<u>SHOULDER SCREW</u>
53	P-121911	<u>JOGGER DRIVE LINK</u> - ATTACHES TO ITEM #56, THIS PAGE.
54	P-4604	<u>SHOULDER SCREW</u>
55	P-1436	<u>CAM ROLL</u> - RIDES ON ITEM #47, PAGE 27.
56	P-121590	<u>JOGGER LEVER ONLY</u> - ATTACHES TO ITEM #52 & #53, THIS PAGE. CHAIN DELIVERY.
	P-12605	<u>JOGGER LEVER ONLY</u> - ATTACHES TO ITEM #52 & #53, THIS PAGE. CHUTE DELIVERY.
57	P-625	<u>LOCK WASHER</u>
58	P-468	<u>NUT</u>
59	P-122932	<u>PILOT SCREW</u> - FOR MOUNTING ITEM #1 BUT IS NOT PART OF THE ASSEMBLY.

DRAWING #45
SAFETY COVERS (CHIAN DELIVERY) & SAFETY SWITCH

**NON-OPERATORS SIDE
 RIGHT HAND**

**OPERATORS SIDE
 LEFT HAND**



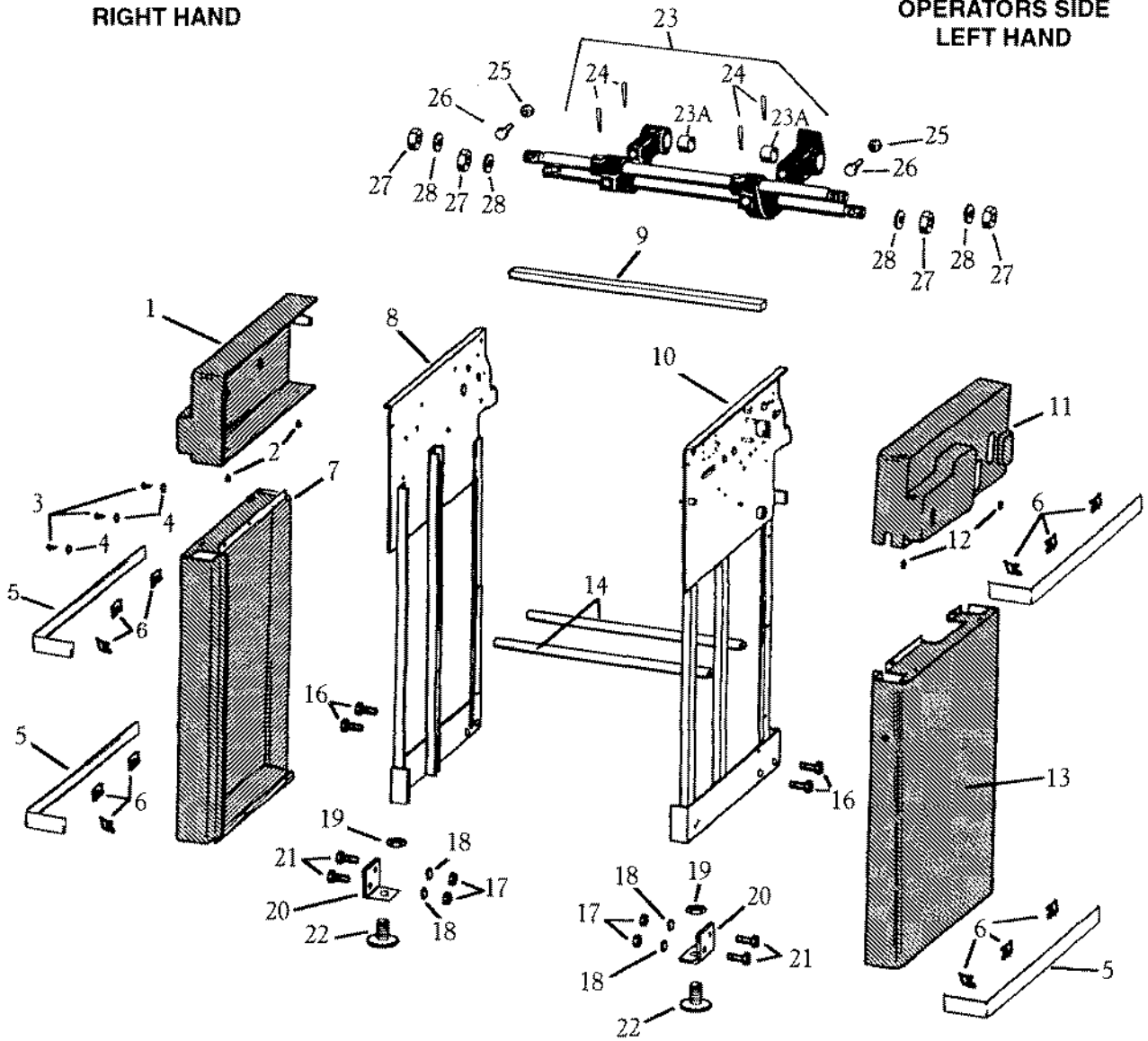
Page #45
SAFETY COVERS (CHIAN DELIVERY) & SAFETY SWITCH

KEY #	PART#	DESCRIPTION
1	P-122741	<u>HANDLE</u>
2	P-122780	<u>BRACKET</u> - LEFT HAND.
3	P-122760	<u>BRACKET</u> - LEFT HAND.
4	P-122846	<u>COVER HINGE BRACKET</u> - LEFT HAND.
5	P-122740	<u>TOP SAFETY COVER</u> - (PLASTIC) NEW STYLE.
	P-122720	<u>TOP SAFETY COVER</u> - (WIRE) OLD STYLE.
6	P-122844	<u>BRACKET</u> - RIGHT HAND.
7	P-173	<u>SCREW</u>
8	P-122761	<u>BRACKET</u> - RIGHT HAND.
9	P-469	<u>NUT</u>
10	P-168	<u>SCREW</u> - SCREWS INTO SIDE FRAME.
11	P-625	<u>LOCK WASHER</u>
12	P-577	<u>WASHER</u>
13	P-122781	<u>BRACKET</u>
14	P-666	<u>C-RING</u>
15	P-168	<u>SCREW</u>
16	P-625	<u>LOCK WASHER</u>
17	P-1878	<u>SCREW</u>
18	P-122680	<u>CLIP</u> - SAFETY COVER.
19	P-122681	<u>PIVOT BRACKET</u>
20	P-122682	<u>MOUNTING BRACKET</u>
21	P-469	<u>NUT</u>
22	P-122721	<u>COVER REST</u>
23	P-161	<u>SCREW</u>
24	P-122601	<u>TOP REAR SAFETY COVER</u> - (PLASTIC) NEW STYLE.
	P-122600	<u>TOP REAR SAFETY COVER</u> - (WIRE) OLD STYLE.
25	P-650	<u>SPRING WASHER</u>
26	P-217	<u>SCREW</u>
27	P-12806	<u>SPRING</u>
29	P-468	<u>NUT</u>
30	P-4611	<u>SHOULDER SCREW</u>
31	P-123100	<u>LATCH</u> - FOR SAFETY SWITCH.
32	P-11527	<u>KNOB NUT</u>
33	P-5386	<u>SPACER</u>
34	P-10191	<u>SCREW</u>
35	P-643	<u>LOCK WASHER</u>
36	P-123101	<u>SLIDE BAR</u>
37	P-1602	<u>NUT</u>
38	P-9081	<u>STUD</u>
39	P-5100	<u>WASHER</u>
40	P-155	<u>SCREW</u>
41	P-560	<u>WASHER</u>
42	P-122700	<u>SAFETY SWITCH ACTUATOR</u>
45	P-198	<u>SCREW</u>
46	P-122941	<u>SHIM WASHER</u>
47	P-122942	<u>NUT BAR</u>
48	P-4430	<u>SWITCH ASSEMBLY</u>
49	P-122940	<u>SWITCH</u> - 25A, 125/250 OR 180VAC. - 1HP. 125VAC - 2HP. 250 OR 480VAC/750VA, 480VAC MAX.
50	NO #	<u>ELECTRICAL CORD</u> - NOT SOLD SEPARATELY, MUST BUY FULL ASSEMBLY P-4430.
51	P-1844	<u>TERMINAL</u> - FEMALE.
52	P-4107	<u>TERMINAL</u> - CIRCULAR.
53	P-1841	<u>CABLE CLAMP</u>

DRAWING #46
CHAIN DELIVERY COVERS & SIDE FRAMES

**NON-OPERATORS SIDE
 RIGHT HAND**

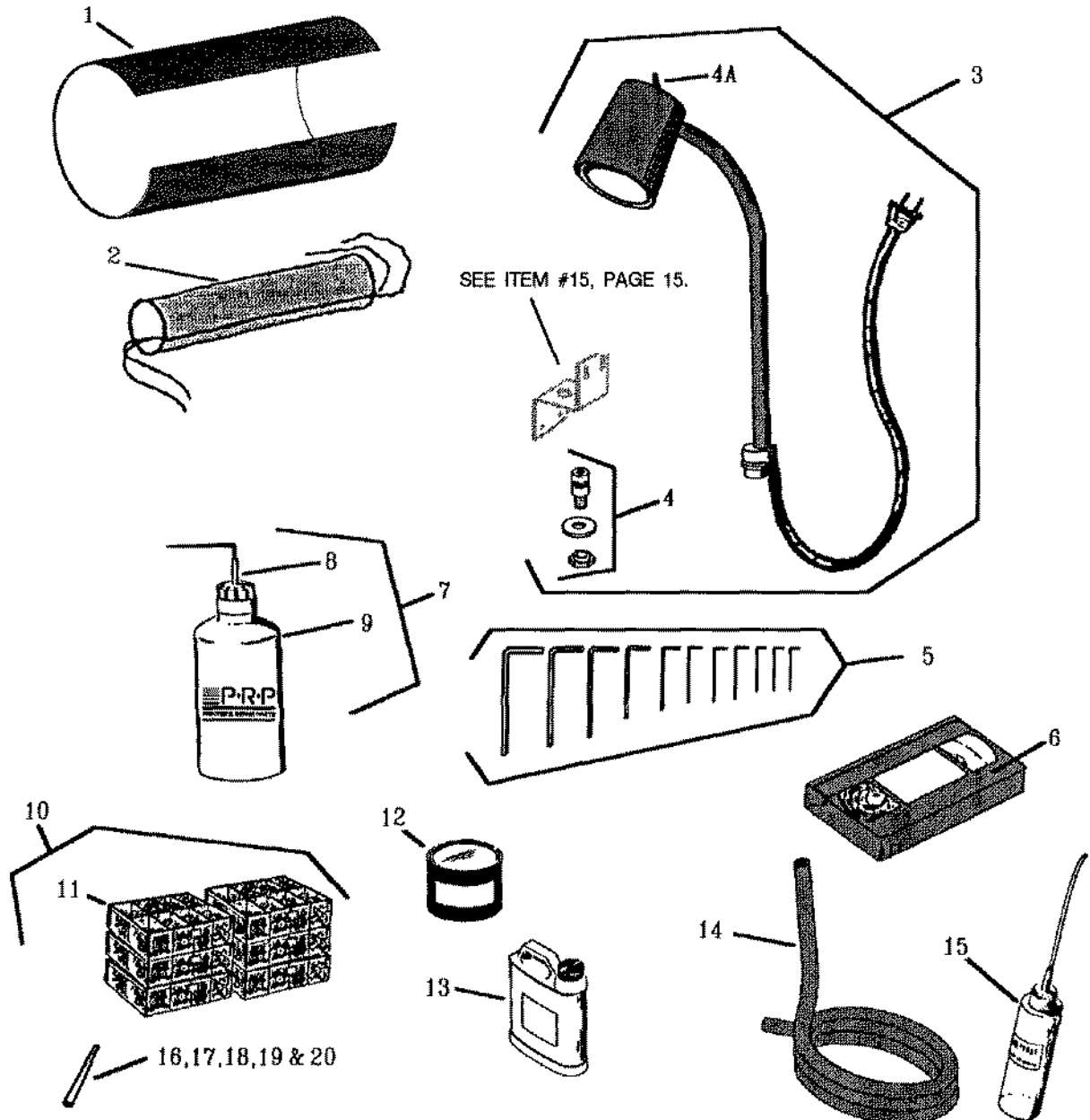
**OPERATORS SIDE
 LEFT HAND**



Page #46
CHAIN DELIVERY COVERS & SIDE FRAMES

KEY #	PART#	DESCRIPTION
1	P-123241	<u>CHAIN DELIVERY COVER PANEL</u> - RIGHT HAND.
2	P-3081	<u>PIN</u>
3	P-168	<u>SCREW</u>
4	P-633	<u>LOCK WASHER</u>
5	P-123242	<u>MOULDING STRIP</u>
6	P-12994	<u>SNAP ON CLIP</u> - 3 PER MOULDING STRIP.
7	P-122910	<u>LOWER RIGHT COVER PANEL</u>
8	P-122762	<u>CHAIN DELIVERY FRAME</u> - RIGHT HAND.
9	P-122765	<u>TIE BAR</u>
10	P-122850	<u>CHAIN DELIVERY FRAME</u> - LEFT HAND.
11	P-123240	<u>CHAIN DELIVERY COVER PANEL</u> - LEFT HAND.
12	P-3081	<u>PIN</u>
13	P-122890	<u>LOWER LEFT COVER PANEL</u>
14	P-12635	<u>TIE BAR</u>
15	P-122763	<u>CHAIN DELIVERY BASE PANEL</u>
16	P-8077	<u>SHOULDER SCREW</u>
17	P-1062	<u>NUT</u>
18	P-627	<u>LOCK WASHER</u>
19	P-506	<u>NUT</u>
20	P-12871	<u>BRACKET</u> - GLIDER FOOT.
21	P-87	<u>MOUNTING SCREW</u>
22	P-12867	<u>ADJUSTABLE GLIDER FOOT</u>
23	P-121200	<u>BRACKET & SHAFT ASSEMBLY</u> - FOR SPROCKET & SHAFT ASSEMBLY, ITEM #32, PAGE 39.
23A	P-1296	<u>BUSHING</u>
24	P-447	<u>TAPER PIN</u>
25	P-488	<u>HEX NUT</u>
26	P-944	<u>HEX HEAD SCREW</u>
27	P-5523	<u>SPACER</u> - (CAM)
28	P-499	<u>HEX NUT</u>

DRAWING #47
LAMP ASSEMBLY & SUPPLY ITEMS



IF YOU ARE NOT SURE WHAT SIZE TAPER PIN YOU
 NEED, USE ITEMS #16, #17, #18, #19 OR #20 AND CUT
 TO DESIRED LENGTH.

PINS ARE APROX. 3-1/2" TO 4" LONG.

Page #47
LAMP ASSEMBLY & SUPPLY ITEMS

KEY #	PART#	DESCRIPTION
1	P-30040	<u>COMPRESSIBLE BLANKET</u> - 1250 O.S. - 16-1/16" X 10"
	P-30041	<u>COMPRESSIBLE BLANKET</u> - 1250 N.S. - 20-1/8" X 10-15/16"
	P-30042	<u>COMPRESSIBLE BLANKET</u> - 1250 W - 18-1/2" X 10-5/8"
	P-30043	<u>COMPRESSIBLE BLANKET</u> - 1250 O.S. - 15-3/16" X 10-5/8"
	P-30044	<u>COMPRESSIBLE BLANKET</u> - 1250 O.S. - 15-1/16" X 10-5/8"
	P-30045	<u>COMPRESSIBLE BLANKET</u> - 1250 O.S. - 16-1/16" X 10-5/8"
	P-30046	<u>COMPRESSIBLE BLANKET</u> - 1250 L.W. - 18-1/2" X 11"
2	P-30100	<u>FORM ROLL COVER</u> - 1250 O.S. (10-5/8" TO 10-3/4" LONG ROLLERS)
	P-30101	<u>FORM ROLL COVER</u> - 1250 N.S. (10-7/8" TO 11-1/8" LONG ROLLERS)
	P-30102	<u>DUCTOR ROLL COVER</u> - 1250 O.S.
	P-30103	<u>DUCTOR ROLL COVER</u> - 1250 N.S.
3	P-1956	<u>LAMP ASSEMBLY</u> - INCLUDES P-1950 MOUNTING KIT, STUD, WASHER, SHOULDER NUT, NYLOCK NUT & PLUG. SEE ITEM #15, PAGE 15 FOR MOUNTING BRACKET.
4	P-1950	<u>MOUNTING KIT</u> - COMES WITH PIVOT STUD, WASHER & LOCKING NUT.
4A	P-1517	<u>REPLACEMENT SOCKET</u> - FOR SWITCH.
5	P-5914	<u>11 Pc. ALLEN WRENCH SET</u> - CONSISTS OF 1 EA...
	P-5904	<u>ALLEN WRENCH</u> - 5/64"
	P-5905	<u>ALLEN WRENCH</u> - 3/32"
	P-5906	<u>ALLEN WRENCH</u> - 7/64"
	P-5967	<u>ALLEN WRENCH</u> - 1/8"
	P-5968	<u>ALLEN WRENCH</u> - 9/64"
	P-5907	<u>ALLEN WRENCH</u> - 5/32"
	P-5908	<u>ALLEN WRENCH</u> - 3/16"
	P-5909	<u>ALLEN WRENCH</u> - 1/4"
	P-5913	<u>ALLEN WRENCH</u> - 7/32"
	P-5910	<u>ALLEN WRENCH</u> - 5/16"
	P-5911	<u>ALLEN WRENCH</u> - 3/8"
6	P-1715	<u>THIS OLD PRESS</u> - THIS IS A 1 HOUR 45 MINUTE VHS VIDEO TAPE THAT SHOWS STEP BY STEP INSTRUCTIONS FOR THE MOST BASIC REPAIRS AND MAINTENANCE ON YOUR 1250/1250LW/ 1250N.
	P-1716	<u>THIS OLD PRESS</u> - THIS IS A 1 HOUR 45 MINUTE BETA VIDEO TAPE THAT SHOWS STEP BY STEP INSTRUCTIONS FOR THE MOST BASIC REPAIRS AND MAINTENANCE ON YOUR 1250/1250LW/ 1250N.
	P-30005	<u>THIS OLD PRESS</u> - (SPANISH - VHS) THIS IS A 1 HOUR 45 MINUTE VHS VIDEO TAPE THAT SHOWS STEP BY STEP INSTRUCTIONS FOR THE MOST BASIC REPAIRS AND MAINTENANCE ON YOUR 1250/1250LW/ 1250N.
		<u>THIS TAPE INCLUDES:</u>
		THE IMAGE ADJUSTMENT BOLT
		THE TRIP FINGER
		SETTING THE GRIPPER FINGERS
		THE CHAIN DELIVERY
		SETTING THE FORM ROLLERS
		FORM ROLLER END PLAY
		THE WATER SYSTEM
		PLATE TO BLANKET PARALLEL
		TABLE RAISE AND SUCKER FEET
		FEED ROLLERS AND HEAD STOPS
		SETTING THE CAM BAND
		IMPRESSION CYLINDER PARALLEL
		THE VACUUM PUMP
		THE FORWARDING FEED ROLLERS
		FEEDER TIMING
		JOGGER TIMING
7	P-1929	<u>INK WASH UP BOTTLE</u> - HAS ADJUSTABLE PULL UP STEM TO CLOSE OFF EVAPORATION, VAPORS & LEAKAGE. TIP DISPENSES UNIFORM STREAM AND CAN BE CUT BACK TO INCREASE FLOW.
8	P-1928	<u>STEM</u>
9	P-1900	<u>BOTTLE</u>
10	P-1776	<u>MASTER KIT</u> - INCLUDES THE MOST COMMONLY USED NUTS, WASHERS, SCREWS, RINGS, PINS & SPRINGS (TOTAL 429 Pcs.) INCLUDES P-1772, P-1773, P-1774, P-1775 & P-1777.
	P-1780	<u>MASTER KIT</u> - INCLUDES THE MOST COMMONLY USED NUTS, WASHERS, SCREWS, RINGS, PINS & SPRINGS (TOTAL 715 Pcs.) INCLUDES P-1772, P-1774, P-1777, P-1778 & P-1779.
11	P-1772	<u>NUT KIT</u> - 60 Pcs.
	P-1773	<u>SCREW KIT</u> - 62 Pcs.
	P-1774	<u>PIN KIT</u> - 86 Pcs.
	P-1775	<u>SPRING KIT</u> - 85 Pcs.
	P-1777	<u>WASHER & RING KIT</u> - 136 Pcs.
	P-1778	<u>SPRING KIT</u> - 245 Pcs.
	P-1779	<u>SCREW KIT</u> - 188 Pcs.
12	P-1833	<u>GREASE</u> - 14OZ. - MULTI PURPOSE.
13	P-1832	<u>OIL</u> - PINT - PROPER OIL FOR MACHINES.
14	P-5331	<u>HOSE</u> - SUPPLY ITEM. I.D. 5/16 - O.D. 1/2 - LONG 84" CUT TO DESIRED LENGTH FOR ANY 5/16 I.D. HOSE.
15	P-1499	<u>OIL BOTTLE</u> - 14 OZ. USE FOR LUBRICATION OF PARTS ONLY. NOT AN ATTACHMENT.
16	P-10499	<u>TAPER PIN</u> - SMALLEST 3/32" TO LARGEST 3/16".
17	P-10505	<u>TAPER PIN</u> - SMALLEST 1/8" TO LARGEST 6/32".
18	P-10513	<u>TAPER PIN</u> - SMALLEST 5/32" TO LARGEST 7/32".
19	P-10528	<u>TAPER PIN</u> - SMALLEST 7/32" TO LARGEST 9/32".
20	P-10546	<u>TAPER PIN</u> - SMALLEST 1/4" TO LARGEST 11/32".

I N D E X

Part #	Page & Key #
P-3	11A-22, 16-2, 16-12 20-52
P-4	39-5
P-5	8-9
P-7	39-17
P-8	4-21, 6-10, 7-4 17-3, 19-10, 19-35 19A-29, 20-58, 24-21 25-23, 44-8
P-9	18-42, 27-36, 28-12 33-21
P-10	19A-12
P-11	41-6
P-12	8A-60, 20-51
P-15	7-7
P-20	7-51
P-22	1-2
P-23	41-4
P-25	12-34, 27-49
P-26	19-18
P-31	1-34
P-32	2-5, 2-44, 28-24
P-35	7B-26, 7B-28
P-37	28A-5
P-39	11-14
P-42	8A-57
P-43	6-8, 6A-6, 9-15 22-19
P-44	39-22
P-47	6-24, 7-41
P-53	34-19
P-58	33-17
P-62	11-45
P-63	44-32
P-79	17-14
P-80	27-35
P-83	5-2, 5A-1
P-84	15-34, 15A-29
P-86	6-30
P-88	11-47, 11A-40, 11B-23 27-38, 44-26
P-87	1-4, 2-2, 5-23, 35-8 38-40, 46-21
P-90	6-32
P-92	1-21, 29-22
P-93	1-21, 13-37, 14-62 34-22, 35-5
P-94	2-2, 32-4
P-95	41-27
P-96	9-29, 32-4
P-97	41-51
P-98	35-1
P-99	12-9, 35-1
P-100	1-41, 2-41
P-101	29-47, 29A-24, 33-27 33-62
P-102	33-8
P-104	41-47
P-109	38-12, 38-27
P-119	15A-6, 15A-12, 16-21 16-25
P-130	29-29, 40-1
P-131	2-27
P-132	12-6, 12-23
P-136	6A-18
P-140	6-2
P-149	5-7

Part #	Page & Key #
P-155	47-40
P-156	28A-19
P-158	7A-19, 13-24, 14-61
P-159	6-39, 7A-37, 10-31 11B-3, 18-41, 20-24 20-36, 29A-4, 32-33 33-39, 33-65
P-160	28A-26
P-161	3-35, 11A-4, 13-29 14-24, 14-55, 15-8 34-39, 42-51, 45-23
P-162	13-16, 36-23, 36-27
P-165	3-13, 4-2, 13-39
P-166	28A-23
P-167	7B-17, 13-9, 14A-42 17-26, 36-1
P-168	6-43, 32-31, 36-4 37-15, 46-3, 45-10 45-15
P-169	7A-22, 10-19, 10A-22 11-24, 32-31
P-172	2-8, 4-2, 7A-15, 8-2 11A-29, 13-27, 28A-24 30-1, 39-47, 41-7 44-17
P-173	7-63, 7B-40, 8-15 29-18, 45-7
P-175	7-66, 7A-10
P-176	4-26, 15A-3, 16-18 17-13, 37-20
P-177	24-8
P-178	4-26, 7-31, 37-12
P-179	1-19A, 37-8
P-184	3-25, 37-2
P-191	11A-15, 14A-51
P-194	42-24
P-198	45-45
P-199	7A-51
P-201	24-43
P-202	7A-34
P-203	14A-37
P-206	29A-13
P-217	4-7, 45-26
P-225	14A-3, 37-34, 39-34
P-229	33-52
P-237	31-26
P-241	6-14, 20-42, 29A-11 36-8
P-245	33-13
P-252	36-19
P-270	9-7, 10-16, 10A-21 11-7
P-272	14A-9
P-292	14-13, 14A-22
P-294	18-21
P-295	38-16
P-296	33-3, 33-13A
P-303	11A-12
P-307	14A-38
P-311	5-31, 5A-20, 6-19 6-63, 6A-4, 14-66 2-5, 5A-1
P-313	1-9
P-332	1-9
P-339	8-46
P-341	8-36
P-342	24-2
P-390	11-8

Part #	Page & Key #
P-410	33-36
P-412	33-18
P-421	8-44, 11B-7
P-423	39-9
P-428	9-22, 15-24, 15A-28 18-37, 19-21, 21-20 41-25
P-429	29A-9
P-432	12-6, 24-16, 29-16 29-16
P-434	1-16, 31-14
P-435	25-9, 28-5, 28A-45 31-13
P-436	1-17, 19-4B, 40-21
P-437	19-26, 29-17, 31-13 40-26, 41-59A, 43-38 19-7
P-438	19-7
P-440	19A-19
P-441	1-28, 19A-19
P-443	19A-17, 28-21
P-444	19-8
P-445	7-27
P-446	7-10, 7-22, 7-25E
P-447	40-5, 46-24
P-448	1-27, 31-2, 39-33 43-9
P-456	33-53
P-458	4-14
P-459	7A-42, 14A-53
P-460	7A-52
P-461	31-25
P-462	7A-56, 7B-8, 14-25 14-54, 38-36
P-463	31-22
P-465	8-32, 11-16
P-466	13-17, 14-54
P-468	1-10, 4-12, 4-25 6-28, 6-56, 7-14 7-30, 7A-24, 7A-48 7B-6, 13-5, 14-33 14A-46, 19-50, 24-11 25-22, 27-21, 44-58 45-29
P-469	6A-9, 7-25D, 29-40 45-9, 45-21
P-470	18-1
P-471	15-23D, 15A-34, 21-23 28-45, 41-16
P-473	43-6
P-474	8-11
P-475	19A-3, 35-6
P-476	3-19, 42-35
P-477	1-48, 41-3
P-478	20-19, 28-48
P-481	10-4, 20-19, 41-29 42-41
P-488	7-34, 13-35, 14-57 19-11, 41-54, 44-15 44-51, 46-25
P-489	7A-30, 7A-41, 13-38 14-59, 19A-15, 27-28 27-39, 29-4
P-492	10-9, 10A-13, 13-2 14A-18, 27-46, 30-46 34-32C, 42-10
P-493	2-39
P-496	33-40

I N D E X

Part #	Page & Key #	Part #	Page & Key #	Part #	Page & Key #
P-497	5-12, 7-65, 11B-9 14-16, 14A-25, 17-10 19-57, 19A-35, 29-2 30-6, 32-26, 33-7 41-23, 44-13	P-617	19A-7	P-682	32-19, 42-23
P-498	24-46	P-621	24-27	P-685	15-20, 21-6
P-499	40-13, 46-28	P-623	4-13, 7B-25, 7B-29 11A-16, 15-14, 28A-9 28A-18	P-698	14-20
P-506	29-45, 29A-19, 30-27 30-38, 33-28, 35-16 39-38, 42-1, 43-25 46-19	P-624	5A-7, 6A-19, 11A-8 13-15, 13-18, 14-52 28A-6	P-702	7B-20, 7B-34
P-510	12-12, 29A-17, 34-7	P-625	4-28, 6-27, 7-15 7A-23, 7B-5, 11-25 24-10, 27-20, 28A-22 41-8, 42-50, 44-18 44-11, 44-16, 44-57 45-11, 45-16	P-719	9-35, 15-13, 26-12
P-518	37-30	P-626	7-25C	P-733	17-17
P-521	7B-36, 8-11, 14-31 20-4, 24-34	P-627	3-34, 6-31, 13-36 14-58, 19-12, 19-15 28-2, 28A-4, 32-5 34-20, 40-2, 41-28 42-32, 44-14, 44-27 44-33, 46-18	P-734	39-6
P-522	1-43, 39-10	P-628	1-44, 34-32B, 39-25 43-31	P-738	39-15
P-531	38-2	P-629	1-32, 30-26, 33-29 39-39, 42-2, 43-26	P-740	7-3
P-534	2-32	P-630	12-13	P-741	19A-21, 41-49B
P-535	5-28, 26-9, 27-9	P-631	6A-1, 13-12, 28A-25 30-2, 32-30, 37-14 7A-57, 28A-27	P-748	19A-9
P-537	5A-6	P-632	14A-43, 27-21, 46-4	P-755	7A-27, 13-23
P-538	18-2	P-633	39-30	P-757	30-45, 42-8
P-540	5A-22	P-637	14-34, 37-36	P-762	14A-47
P-546	14-19	P-642	34-3, 45-35	P-767	8-7
P-552	7B-14, 28A-33	P-643	8-12, 13-28, 14-8 25-21	P-770	7-32, 7B-21, 7B-33 13-30, 24-31
P-557	5-8	P-644	20-20, 29-48	P-773	7A-47
P-558	28A-38	P-645	11-20, 11A-31, 45-25	P-774	13-4, 14-27, 24-13
P-560	45-41	P-650	3-16, 5A-14, 5A-29	P-778	19-32, 19A-27
P-561	28A-10	P-653	41-35	P-781	43-14
P-566	5A-8, 6-52	P-657	44-41	P-786	10-24
P-567	32-29	P-663	11-18, 11A-19, 42-39	P-790	9-5, 11-39, 11A-37 11B-20
P-568	15-14, 26-11, 29A-14	P-664	11-33, 16-28, 19-2, 31-33 45-14	P-797	2-21
P-569	43-22	P-666	8A-58, 24-26	P-799	24-42, 24-48, 24-54
P-570	20-5, 20-5, 32-16	P-667	5A-30, 6-49, 8A-50 7B-21, 11-2, 12-5	P-799	14A-12, 25-20
P-571	6-44, 6-57, 7-40 27-19, 28-38, 30-3 36-2	P-668	9-21, 11-2, 12-5 13-11, 14-40, 14A-56 22-25, 22-37, 27-12 28-43, 32-22, 41-57 42-54, 44-38	P-813	27-30
P-574	6-23, 11-19, 14-30 29-39	P-669	1-31, 18-43, 29-32	P-816	25-13
P-576	14A-32, 26-7	P-670	1-31, 7A-29, 7B-43 8-18, 12-28, 15-29 15A-23, 28-28, 28-36 29-24, 41-30	P-824	19-14
P-577	45-12	P-671	7-13, 24-19, 11-50 11B-27, 24-19	P-825	28-26
P-579	15-29A, 15A-20, 21-9	P-672	9-10, 10-7, 10A-5 11B-16, 19A-10, 40145	P-830	7B-41, 8-17
P-581	7-33	P-673	24-50, 41-14	P-840	18-12
P-583	6-65, 28-56	P-680	6-53, 6-64, 7B-12 9-13, 11-21, 14A-13 15-26, 15A-19, 21-8 42-46	P-844	38-1
P-584	18-27	P-681	3-14, 4-22, 5A-12 7B-10, 27-23, 27-27	P-848	7A-43
P-586	3-15, 5A-13, 5A-28 7B-37, 9-28, 27-34 14A-2, 30-8, 32-3	P-681	28-57, 30-7	P-850	3-19A
P-590	1-5, 2-3, 12-7 12-24, 13-12, 44-47 44-50			P-852	11-15
P-592	11-46, 11A-39, 11B-22 8A-64 42-55			P-854	8-33
P-593	2-42, 10-10, 10A-12 29-46, 29A-23, 32-8 33-26, 33-63			P-858	28A-41
P-594	10-21, 10A-17, 12-10 14-39, 28-44			P-859	13-6
P-595	28-54			P-865	28A-20
P-596	12-27, 41-31 41-34 28-27, 28-44 29-35			P-874	30-44, 42-7
P-598	1-8, 7-44, 34-17 27-13, 28-50, 30-31 31-18, 41-44, 42-47 43-39			P-786	11A-37
P-601				P-883	11-52, 11B-29
P-602				P-885	28A-12
P-604				P-892	15-15
P-605				P-906	29-34
P-606				P-924	11A-21
P-615				P-927	11A-21
P-616				P-931	28A-37
P-616				P-935	28-37
				P-938	38-15
				P-944	46-26
				P-962	10-13, 10A-10
				P-968	17-22, 32-6
				P-993	22-7
				P-998	27-15
				P-1004	38-39
				P-1020	14A-29
				P-1021	27-3
				P-1025	6-60
				P-1028	7-2
				P-1033	43-23
				P-1036	43-19
				P-1038	31-23, 43-5
				P-1040	38-24
				P-1042	37-4

Part #	Page & Key #
P-1053	26-13
P-1056	33-51
P-1058	44-24
P-1061	27-43
P-1062	46-17
P-1066	14A-45
P-1067	11A-5
P-1068	30-28, 37-25, 42-27
P-1070	7B-42, 8-16
P-1071	7-6, 24-22, 39-16
P-1073	38-38
P-1078	32-12A
P-1082	12-34
P-1084	7-48
P-1087	19A-24
P-1089	11A-24
P-1090	8-19A
P-1095	10-5, 11B-5
P-1096	7A-53
P-1098	7A-6A
P-1099	12-8
P-1103	7B-46, 8-19
P-1105	5-11, 6-13, 14-15 14A-26, 17-9, 19-56 19A-34, 29-1 30-5, 44-12
P-1106	5A-26
P-1109	7-61, 7A-54, 44-42
P-1116	41-12
P-1127	39-29
P-1134	28A-8
P-1145	2-11
P-1147	2-30
P-1149	2-33
P-1151	2-34, 2-55
P-1152	2-35
P-1153	2-12
P-1154	2-13, 2-54
P-1155	2-14, 2-53
P-1156	2-15
P-1157	2-28
P-1158	2-16, 2-52
P-1159	2-17, 2-50
P-1163	2-27A
P-1165	2-27B, 2-56
P-1166	2-24, 2-51
P-1167	2-18
P-1168	2-29
P-1170	2-27A
P-1172	2-58
P-1174	2-8
P-1183	17-15
P-1185	38-13, 38-25
P-1189	15-16
P-1191	1-4A
P-1192	28A-14
P-1202	28-53
P-1208	18-7
P-1213	20-9
P-1221	7-21
P-1224	7-5A
P-1226	28-10
P-1233	9-4
P-1235	30-19, 31-18
P-1236	19A-5, 25-3
P-1239	28-34
P-1240	34-28

Part #	Page & Key #
P-1241	7-43, 34-16
P-1251	1-32, 44-6
P-1259	16-9
P-1262	24-29, 24-25, 24-29
P-1272	9-31, 10-31, 33-61
P-1273	20-25, 20-39
P-1276	9-40
P-1277	16-27A, 17-20A
P-1278	33-64
P-1279	15A-9, 16-27B
P-1280	20-21, 22-39
P-1282	20-33, 22-40
P-1284	20-26
P-1286	20-39
P-1287	33-16, 33-37
P-1290	20-44, 29A-10
P-1294	40-10
P-1295	7A-17, 13-22
P-1298	34-12, 34-37
P-1308	7B-38, 8-13
P-1309	12-4
P-1310	15-19, 21-5
P-1344	17-16A
P-1345	17-16
P-1347	25-1
P-1348	20-22, 20-34, 21-26
P-1349	20-28, 29A-6
P-1352	33-41
P-1353	33-35
P-1354	33-12
P-1355	19-54
P-1356	17-29
P-1357	42-31
P-1364	25-10
P-1371	7A-5
P-1373	41-20
P-1378	7-49
P-1381	15-39, 18-46, 24-61 28-61, 31-31, 39-49 43-41
P-1383	15-4
P-1287	33-37
P-1308	7B-38
P-1309	12-4
P-1355	19-54
P-1357	42-31
P-1368	44-7
P-1383	15-4, 15A-16
P-1387	40-15
P-1388	10-18, 10A-23, 17-27 27-18, 32-30 43-12
P-1390	7A-18, 13-25, 14-60
P-1391	20-23, 20-35, 29A-5 32-34, 33-14, 33-38
P-1400	42-38
P-1401	24-9
P-1402	6A-2, 11A-28, 15-11 24-33, 37-26
P-1406	8A-59
P-1412	7-38
P-1414	6-55
P-1417	19-15
P-1422	15-23C, 15A-33, 21-22
P-1433	33-57
P-1436	27-33, 44-55
P-1444	24-32

Part #	Page & Key #
P-1447	39-11, 41-2
P-1451	7B-39, 8-14
P-1453	27-44
P-1456	29-26
P-1457	1-42
P-1458	5-24, 43-16
P-1467	19-52
P-1469	40-7
P-1473	32-20
P-1479	9-20
P-1482	41-37
P-1499	47-15
P-1500	1-45, 2-20
P-1505	7-72, 19-60, 31-31 39-49, 40-17, 43-41
P-1517	47-4A
P-1530	41-11
P-1540	31-29, 43-7A
P-1542	39-42
P-1546	7-71, 8A-67, 9-32 15-40, 15A-38, 18-47 19-61, 19A-38, 21-28 24-62, 28-62, 28A-46 31-33, 39-50, 40-18 43-42
P-1547	15A-39, 39-48
P-1551	14A-14
P-1552	7-53
P-1559	7-70, 28-60, 31-30 39-48, 40-16, 43-40
P-1562	14A-1
P-1565	8A-66
P-1570	22-5
P-1586	2-46
P-1587	2-45
P-1588	2-47, 2-57
P-1589	9-30
P-1590	19-59, 19A-37, 24-60 28A-47, 31-30, 43-40
P-1591	2-43
P-1602	7-12C, 34-21, 45-37
P-1617	3-5, 18-29
P-1622	2-4
P-1623	2-4
P-1624	1-1
P-1636	1-20, 3-20
P-1641	43-21
P-1645	2-9
P-1647	43-20
P-1649	1-1
P-1667	12-18
P-1686	1-49
P-1688	1-49
P-1689	1-49, 2-7
P-1690	12-22
P-1695	2-6
P-1699	38-11, 38-31
P-1700	2-1
P-1715	47-6
P-1716	47-6
P-1721	9-31, 15-38, 18-45 21-27
P-1772	47-11
P-1773	47-11
P-1774	47-11
P-1775	47-11
P-1776	47-10

Part #	Page & Key #
P-1777	47-11
P-1778	47-11
P-1779	47-11
P-1780	47-10
P-1789	7B-3
P-1797	41-46
P-1801	17-6
P-1832	47-13
P-1833	47-12
P-1837	3-23
P-1841	45-53
P-1844	45-51
P-1850	2-10
P-1851	2-10A
P-1857	44-31
P-1878	45-17
P-1884	18-31, 33-6
P-1886	19-30
P-1887	11A-30
P-1898	11B-2
P-1900	15-2, 15A-14, 47-10
P-1901	15-2, 15A-14
P-1904	15-3, 15A-15
P-1905	15-3
P-1911	15A-13
P-1912	15-1
P-1920	15A-13
P-1921	15-1
P-1928	47-8
P-1929	47-7
P-1947	2-49
P-1950	47-4
P-1956	47-3
P-1961	2-48
P-1975	2-22
P-1976	10-30, 11-43, 11A-36 11B-19, 32-2, 32-36
P-1988	16-13, 19-3
P-1996	12-11A
P-3007	44-37
P-3019	7-20
P-3029	1-9
P-3031	3-4
P-3032	3-10
P-3034	10-34
P-3067	4-15
P-3069	4-5
P-3070	4-5A, 8-10
P-3071	8-10
P-3072	33-66
P-3073	8A-65, 41-41
P-3074	8-43
P-3076	18-18, 22-28
P-3077	22-14
P-3078	22-18
P-3079	24-36
P-3080	24-37
P-3081	27-24, 46-2, 46-12
P-3082	30-13
P-3084	31-24
P-3086	32-15
P-3087	33-20
P-3088	33-22
P-3090	12-37, 33-33
P-3091	37-31
P-3092	9-3
P-3093	9-17

Part #	Page & Key #
P-3094	11-12
P-3095	7B-15
P-3096	37-6, 37-10
P-3097	37-7, 37-11
P-3098	37-33
P-3099	28A-34
P-4006	2-38
P-4013	28A-40
P-4062	36-11
P-4091	1-20, 2-40
P-4101	36-20
P-4102	36-24
P-4103	28A-32
P-4107	45-52
P-4203	12-19
P-4204	12-20
P-4205	12-21
P-4206	12-26
P-4207	12-33
P-4208	12-11
P-4209	12-11
P-4211	7A-50
P-4212	7A-49
P-4241	12-26
P-4242	12-21
P-4243	12-11
P-4244	12-11
P-4247	9-36
P-4257	12-19
P-4258	12-20
P-4259	12-11
P-4303	39-13
P-4320	12-38
P-4325	12-39
P-4330	4-24, 7-28
P-4410	36-6
P-4430	45-48
P-4501	31-6
P-4506	39-40
P-4507	41-1
P-4508	42-3
P-4509	12-29A
P-4510	7B-7
P-4512	41-50
P-4514	41-42
P-4539	7-12A
P-4600	39-12
P-4601	41-56, 42-43, 44-52
P-4605	42-44
P-4607	44-16
P-4609	41-17
P-4610	43-33
P-4611	45-30
P-4615	37-28
P-4701	42-37
P-4707	44-39
P-4709	6A-12
P-4903	12-36
P-4904	1-49
P-4955	13-26
P-4957	13-26
P-5023	43-24
P-5030	19-41
P-5034	23-1
P-5035	23-2
P-5036	23-3, 23-5
P-5037	23-4, 23-5

Part #	Page & Key #
P-5038	23-5
P-5039	23-6, 23-8
P-5040	23-7, 23-8
P-5041	23-8
P-5042	23-9
P-5043	23-10
P-5044	23-11
P-5045	23-12, 23-14
P-5046	23-13, 23-14
P-5047	23-14
P-5048	23A-15, 23A-17
P-5049	23A-16, 23A-17
P-5050	23A-17
P-5051	23A-18
P-5052	23A-19
P-5053	23A-20
P-5054	23A-21, 23A-23
P-5055	23A-22, 23A-23
P-5056	23A-23
P-5057	23A-24, 23A-26
P-5058	23A-25, 23A-26
P-5059	23A-26
P-5050	23A-27
P-5061	28-15
P-5063	10-32
P-5064	10-38
P-5065	5A-5
P-5066	5A-21
P-5100	45-39
P-5102	12-11
P-5258	3-21, 5A-16, 5A-19
P-5260	3-22
P-5262	4-1
P-5265	3-20
P-5269	4-1, 7-69
P-5273	5A-25
P-5274	7-46, 5A-17, 5A-27
P-5285	5A-11
P-5286	29A-16
P-5287	29A-20
P-5331	47-14
P-5342	1-39, 2-40
P-5343	1-40
P-5344	1-7, 3-3, 12-17, 18-30 25-5, 27-14, 28-49 29A-21, 30-30, 40-23 42-48
P-5346	3-8
P-5347	1-29
P-5348	5-3, 5A-2, 14-29
P-5355	20-43, 29A-12
P-5358	39-2
P-5367	19-45
P-5368	19-44
P-5382	1-30
P-5386	45-33
P-5411	13-3
P-5414	14-26
P-5452	10-27
P-5461	10-28
P-5463	28A-35
P-5464	12-33
P-5473	5-26, 26-5, 27-4
P-5482	37-33
P-5486	12-18
P-5488	5-26
P-5499	9-39

I N D E X

Part #	Page & Key #
P-5518	29A-18
P-5523	40-12, 46-27
P-5535	20-43
P-5553	3-31
P-5554	4-4
P-5555	4-8
P-5556	4-10
P-5557	4-18
P-5558	4-29
P-5561	5-27, 27-8
P-5563	7-16
P-5564	8-40
P-5565	8-45
P-5566	8-45
P-5569	7A-45
P-5571	22-26, 25-4
P-5572	22-29
P-5573	22-35, 40-14
P-5576	25-25
P-5577	25-24
P-5578	26-6
P-5580	27-17
P-5583	28-51
P-5584	28-55
P-5585	29-25
P-5586	19A-14, 29-33
P-5587	29-42
P-5590	30-23
P-5591	29-23, 42-20, 44-23
P-5592	31-9
P-5593	32-25
P-5594	29A-26, 33-9, 39-24
	43-32
P-5833	16-22, 17-8, 18-7
P-5834	18-33
P-5840	10-35
P-5846	44-21
P-5850	11-3
P-5904	47-5
P-5905	47-5
P-5906	47-5
P-4907	47-5
P-5908	47-5
P-5909	47-5
P-5910	47-5
P-5911	47-5
P-5913	47-5
P-5914	47-5
P-5945	25-29
P-5953	10-37
P-5954	10-33
P-5967	47-5
P-5968	47-5
P-6002	20-29, 20-45
P-6055	8-35
P-6056	15-23B, 15A-36
P-6057	20-27, 20-40, 20-46
	21-1
P-6058	21-1
P-6059	21-18
P-6060	29-38
P-6061	30-14
P-6062	30-10
P-6063	30-17
P-6064	32-32
P-6065	32-18, 33-19
P-6066	33-23, 33-60

Part #	Page & Key #
P-6067	24-51, 33-34
P-6068	34-34
P-6069	34-27
P-6070	34-31
P-6071	34-13
P-6072	9-12
P-6073	9-8
P-6074	11-10
P-6715	20-55
P-6851	25-19
P-7012	3-8, 6-54, 8-3
	42-17
P-7036	3-12
P-7037	5-16
P-7038	5-30
P-7039	6-12
P-7040	6-5
P-7041	6-37
P-7042	6-25
P-7043	6-51
P-7044	7-42
P-7045	7-58
P-7046	7-55
P-7047	7-60
P-7048	7B-35, 8-8, 7B-35
P-7050	7B-52, 8-24A
P-7051	17-2
P-7052	18-32
P-7053	18-5
P-7054	19-16
P-7055	19-23, 19A-31
P-7056	20-41
P-7057	22-11
P-7058	18-48, 22-33
P-7059	25-27, 33-30
P-7060	25-16, 33-4
P-7061	26-4
P-7062	27-31, 44-54
P-7063	27-32
P-7064	27-41
P-7065	28-30
P-7066	28-32
P-7067	28-31
P-7068	28-40
P-7069	28-17
P-7070	30-25, 42-29
P-7071	30-35, 43-29
P-7072	30-18
P-7073	7B-4, 31-6, 33-15
P-7074	31-7
P-7075	10-20, 10A-18, 32-1
P-7076	32-27
P-7077	33-10
P-7078	33-5
P-7079	34-35
P-7080	34-33
P-7081	28-17
P-7086	7B-22, 7B-32
P-7089	19A-1
P-7090	7A-36
P-7091	7A-46
P-7093	19-55
P-7095	29A-2
P-7096	8-24A
P-7097	25-30
P-7098	14-51
P-7410	42-18

Part #	Page & Key #
P-8059	7-17, 33-30
P-8060	15-23E, 15A-32, 21-21
P-8061	17-11, 19-58, 19A-36
	29-3
P-8062	17-25
P-8063	17-24
P-8064	18-22
P-8065	18-24
P-8066	20-37
P-8067	28-1, 28A-3
P-8068	28-1
P-8069	28-46
P-8070	29-6
P-8071	31-8
P-8072	33-2
P-8073	8-53, 33-25
P-8074	8A-53, 33-31
P-8075	19-49, 20-56
P-8076	19-48, 20-55
P-8077	34-25, 41-18, 46-16
P-8082	9-33
P-8083	11-53, 11A-41, 11B-24
P-8084	19A-13
P-8085	37-35
P-8086	14-37
P-8087	14-10
P-8088	14-7
P-8089	11A-14
P-8090	11A-32
P-8091	24-55
P-8092	19-53
P-9060	1-33
P-9062	1-37
P-9063	1-37
P-9066	4-11
P-9067	4-20, 4-27, 7-29
	9-12
P-9068	6-47
P-9069	34-32
P-9070	34-32A
P-9072	32-21
P-9073	32-24
P-9074	34-14
P-9075	34-30
P-9077	11-11
P-9078	12-16
P-9080	28-63
P-9081	47-38
P-9259	29A-33
P-9400	35-2
P-9406	39-45A
P-10031	41-39
P-10083	42-49
P-10098	39-26
P-10114	14A-20, 14A-34
P-10170	19-45
P-10191	45-34
P-10451	14A-28
P-10499	47-16
P-10505	47-17
P-10513	47-18
P-10528	47-19
P-10546	47-20
P-10587	44-10
P-10836	7-12B
P-10883	42-49
P-10942	41-36

Part #	Page & Key #
P-10959	19A-23
P-11963	30-44A
P-10974	40-24
P-11526	6-17
P-11527	45-32
P-11548	6A-8
P-12002	2-36
P-12004	14A-54
P-12005	14-41
P-12007	1-36
P-12009	2-37
P-12011	19-31, 19A-26, 23A-22 23A-25, 23A-27
P-12012	1-6
P-12013	1-14
P-12014	1-13
P-12015	31-11
P-12016	1-25
P-12017	2-37
P-12020	23A-27
P-12021	23A-22, 23A-25
P-12024	22-8
P-12025	31-11
P-12026	8A-47
P-12027	6-16
P-12028	1-11
P-12029	19-19, 23A-25
P-12031	7-12
P-12030	21-4, 23A-22, 23A-25 23A-27
P-12032	4-16, 30-11
P-12033	2-29A
P-12034	2-31
P-12035	22-34, 23-7, 23A-16 23A-25
P-12036	1-23
P-12037	1-35
P-12038	1-24
P-12039	1-36
P-12040	17-5, 23A-21, 23A-24
P-12042	23A-19, 23A-20
P-12043	4-16, 42-30
P-12044	1-22, 35-17
P-12045	1-38
P-12046	17-19
P-12047	1-12
P-12048	6-61
P-12049	6-59
P-12050	15A-17, 23A-21, 23A-24
P-12051	1-15
P-12052	23-10, 23-11, 23A-19 23A-20
P-12053	1-46, 35-18
P-12054	14A-49
P-12055	15A-2, 18-11, 23-10 23A-19
P-12056	15-1, 15A-1, 18-11 23A-15, 23A-24
P-12057	1-26
P-12058	1-36
P-12059	34-1
P-12064	5A-18
P-12065	34-5
P-12066	34-8
P-12067	4-5, 5A-3
P-12068	34-4
P-12069	3-17, 5A-15, 5A-31

Part #	Page & Key #
P-12070	34-8
P-12071	31-1
P-12073	17-4
P-12074	4-6
P-12074	3-18
P-12076	4-3
P-12077	4-9
P-12078	4-19
P-12079	22-4
P-12081	5-22
P-12082	22-3
P-12083	7A-26
P-12085	19-5
P-12086	7A-26, 38-33
P-12087	6-26
P-12088	6-58
P-12089	6-18
P-12090	6-35
P-12092	6-20
P-12093	7-41
P-12094	7A-1
P-12096	6-22
P-12097	37-13
P-12098	5-18, 28-17
P-12099	6-62
P-12100	6-36
P-12101	31-4, 43-10
P-12102	31-5
P-12103	31-3
P-12105	31-19
P-12106	7A-13
P-12107	7A-14
P-12108	31-10
P-12109	31-15, 43-36
P-12110	19-31, 19A-26, 23-13 23A-16, 23A-18
P-12111	7A-28
P-12112	5-6
P-12113	5-10
P-12114	5-9
P-12115	7A-2
P-12116	7A-21
P-12117	5-17
P-12118	5-17, 18-16, 22-31
P-12119	5-18
P-12120	23A-18
P-12121	5-19, 19-1, 23-13 23A-16
P-12124	5-13
P-12125	7A-6
P-12126	7-9
P-12127	34-6
P-12128	5A-10
P-12129	7-1
P-12130	23-13, 23A-16, 23A-18
P-12131	7-19
P-12132	7-23
P-12133	31-12
P-12134	8-38
P-12135	7B-47, 8-22
P-12136	8-31
P-12137	3-6
P-12138	8-29
P-12139	8-30
P-12140	23-12, 23A-15
P-12141	8-28
P-12142	8-1

Part #	Page & Key #
P-12143	7A-7
P-12144	31-17, 43-34
P-12145	8A-47
P-12146	8A-48
P-12147	8-5
P-12148	7A-8
P-12149	7A-12
P-12150	15A-17, 23-12, 23A-15
P-12151	7B-45, 8-21
P-12152	5-21
P-12153	7B-48, 8-22A
P-12154	8-37
P-12155	7B-44, 8-20
P-12156	7B-45, 8-21, 23-6
P-12157	8-6
P-12158	5A-4
P-12159	7A-16
P-12160	8-24
P-12161	7A-25
P-12162	8-34
P-12163	9-1
P-12164	5A-9
P-12165	8-21
P-12166	7-5
P-12167	7A-9
P-12168	7-5, 7-50
P-12169	7-18
P-12170	7-59
P-12172	17-4
P-12173	5A-23
P-12174	7-8
P-12175	7A-11
P-12176	7-39
P-12177	7-36
P-12178	10-14, 10A-19
P-12179	7B-50, 8-25
P-12181	7A-4
P-12182	9-24
P-12183	33-32
P-12184	13-1
P-12185	13-7
P-12186	13-8, 14-41
P-12187	9-27, 13-19
P-12188	7-11
P-12189	9-25
P-12191	9-6
P-12193	9-2
P-12194	10-11
P-12196	10-15
P-12197	9-19A
P-12198	13-10
P-12199	37-22
P-12200	13-13
P-12201	8-26
P-12202	9-37
P-12203	9-18
P-12204	10-5, 10A-8
P-12205	9-23
P-12206	13-19
P-12207	9-19
P-12208	9-34
P-12209	9-7
P-12210	23-4, 23-7, 23-9
P-12211	13-20
P-12212	13-21, 14-48
P-12213	9-11
P-12214	10-15, 10A-20

Part #	Page & Key #
P-12215	13-31
P-12217	13-32
P-12220	23-9
P-12221	19-1, 23-4, 23-7
P-12226	22-10
P-12227	7-57
P-12229	19-19, 23-7, 23A-16
P-12230	21-4, 23-4, 23-7 23-9
P-12232	5A-24
P-12233	22-4
P-12234	13-33
P-12235	9-16
P-12236	11-48
P-12237	9-26A
P-12238	11-49, 11B-26
P-12239	18-19, 22-27
P-12240	17-5, 23-3, 23-6
P-12242	23-1, 23-2, 23-10 23-11
P-12243	35-4, 35-4A
P-12245	9-26
P-12246	11-1
P-12247	9-14
P-12248	22-23
P-12249	9-14
P-12250	15-18, 15A-17, 23-3 23-6
P-12251	18-34
P-12252	23-1, 23-2
P-12255	15-37, 18-11, 23-1
P-12256	15-37, 18-11, 23-6
P-12257	8-41
P-12258	10-2
P-12259	7-47
P-12262	8-26
P-12263	13-34, 14-56, 35-19
P-12265	22-36
P-12266	11-48, 11B-25
P-12267	18-26
P-12268	18-25, 22-24
P-12269	22-30
P-12270	11-51, 11B-28
P-12271	36-7
P-12272	7A-12
P-12273	7A-55
P-12274	7A-2
P-12275	22-20
P-12276	8A-62
P-12277	14-36
P-12278	14-50
P-12282	14-32
P-12283	14-44
P-12284	10-17, 10A-11
P-12285	14-47
P-12286	14-46
P-12287	14-38, 14A-50
P-12288	10-25
P-12289	5-14, 6-7
P-12290	10-12
P-12291	14-43
P-12292	10-8, 10A-15
P-12293	13-2
P-12294	10-23
P-12295	10-26
P-12296	10-1A
P-12297	10-29

Part #	Page & Key #
P-12298	10-22, 10A-16
P-12299	11-28
P-12300	15-12
P-12301	5-25
P-12302	10-39
P-12303	13-20, 14-42
P-12304	15-10
P-12305	36-18
P-12306	28-59
P-12307	14-1
P-12308	9-9, 10-6, 11B-17
P-12309	11-37
P-12312	14-14
P-12313	11-40, 11A-38, 11B-21
P-12314	14-17
P-12315	14-2
P-12316	15-17
P-12317	14-3
P-12318	14-3A
P-12319	14-6
P-12320	14-2A
P-12321	15-30, 21-12
P-12322	15-31
P-12323	11-30
P-12324	14-6
P-12325	14-21
P-12326	14-22
P-12327	28-42
P-12329	14-4
P-12330	15-21
P-12331	15-32, 21-10
P-12332	15-25
P-12333	11-36
P-12334	15-23, 15A-31
P-12335	11-38
P-12336	15-27, 21-14
P-12337	11-38
P-12338	15-28, 21-11
P-12339	9-2
P-12340	15-33, 21-13
P-12341	11-34
P-12342	14-5
P-12343	14-9
P-12344	15-23A, 15A-35
P-12345	11-35
P-12346	15-7
P-12347	15-5
P-12348	14-11
P-12349	11-41
P-12350	15-35, 16-19, 17-7
P-12351	11-31
P-12352	14-18
P-12353	11-32
P-12354	11-44
P-12355	18-34
P-12356	6-9
P-12357	11-29
P-12358	17-21
P-12359	14-65
P-12360	15A-7
P-12361	10-3
P-12362	18-28
P-12363	11-4
P-12364	14-28
P-12365	11-26
P-12367	11-27
P-12366	14-45

Part #	Page & Key #
P-12368	15-6, 16-28
P-12369	14-53
P-12370	18-10
P-12371	18-10
P-12372	14-23
P-12373	14-23
P-12374	11-23
P-12375	8A-49, 11A-34
P-12376	13-40, 14-35
P-12377	11-17
P-12378	16-5
P-12379	11-22
P-12381	8-39, 8A-52
P-12382	18-9
P-12383	8-42
P-12384	7A-5
P-12385	11-6
P-12386	7A-58
P-12387	8-39
P-12388	8-39
P-12389	11-13
P-12390	10A-6
P-12391	11-42
P-12392	14-38
P-12393	8-39
P-12394	15-22
P-12395	21-7, 22-7
P-12396	17-28
P-12398	8-6
P-12399	8-19
P-12400	9-38, 33-61
P-12402	18-14
P-12403	14A-36
P-12404	17-19
P-12405	17-1
P-12406	9-11
P-12407	17-1A
P-12408	18-8
P-12409	36-3
P-12410	1-19
P-12411	19-22, 29-19
P-12413	18-3
P-12415	17-12, 19-22-19A-30
P-12416	18-20
P-12417	18-14
P-12418	18-15, 22-30
P-12419	17-18
P-12420	14A-40
P-12421	18-17
P-12422	9-14
P-12423	19-36, 19A-33, 29-5
P-12424	15A-18
P-12425	12-3
P-12426	20-12
P-12427	18-35, 25-18
P-12428	16-14
P-12429	15A-11, 16-24
P-12430	15A-27
P-12431	15A-5, 15A-10, 16-20 16-27
P-12432	16-26
P-12433	14A-41
P-12434	14-60
P-12435	7-56, 34-2
P-12437	19A-16
P-12438	15-36, 16-23, 17-20
P-12439	19A-16

Part #	Page & Key #
P-12440	16-8
P-12441	19A-22
P-12442	19-24
P-12443	28-58
P-12444	16-7
P-12446	19A-4
P-12447	19A-22
P-12448	16-13
P-12449	1-18, 40-27
P-12450	16-6
P-12451	19A-20
P-12452	30-36
P-12453	16-4
P-12455	19A-4
P-12457	20-38
P-12458	12-35
P-12459	18-23
P-12460	20-3
P-12461	6-1
P-12463	20-7
P-12464	16-10, 20-10
P-12465	19A-18
P-12466	6-3
P-12467	14A-21
P-12468	20-8
P-12469	17-23
P-12470	22-12
P-12471	14A-31
P-12472	20-6
P-12473	14A-27
P-12474	20-11
P-12475	14A-41
P-12476	14A-33, 22-22
P-12477	14A-33
P-12478	14A-30
P-12479	14A-35, 22-12
P-12480	14A-24
P-12481	14A-17
P-12482	14A-16
P-12483	14A-4
P-12485	14A-5
P-12486	19-9
P-12487	36-5
P-12488	14-9
P-12489	19A-28
P-12490	19-13
P-12491	19-34, 19A-28
P-12492	14A-10
P-12493	19A-11
P-12494	16-11, 20-14
P-12495	19A-2
P-12496	14A-6
P-12497	14A-7
P-12498	14A-8
P-12499	19-33, 19A-22
P-12500	14A-23
P-12502	26-15
P-12504	19-17
P-12505	19A-8
P-12506	28-8
P-12507	19-4A
P-12508	7-24
P-12509	19A-6
P-12510	37-19
P-12511	7B-18
P-12513	7B-24, 7B-30
P-12514	10-8

Part #	Page & Key #
P-12515	12-25
P-12517	7A-31
P-12518	19-6
P-12519	26-14
P-12520	7-18
P-12521	12-29
P-12522	12-30
P-12523	11B-15, 16-16
P-12524	19-5
P-12525	7A-38
P-12528	28A-1
P-12530	8A-63
P-12531	7B-18
P-12532	14A-11, 14-62
P-12533	14A-19
P-12534	19-20
P-12535	15A-30
P-12536	7A-3
P-12537	6-4
P-12538	22-13
P-12539	34-29
P-12540	15A-37
P-12541	7B-51
P-12542	19-29
P-12543	36-14
P-12544	19-28
P-12545	34-38
P-12546	15A-22, 21-11
P-12547	28A-13
P-12549	21-2
P-12550	15A-25
P-12551	15A-26, 21-10
P-12552	19-24
P-12553	7A-32
P-12554	19-27
P-12555	12-31
P-12556	19-25
P-12557	7A-39
P-12558	24-35
P-12559	12-32
P-12560	18-4
P-12561	12-2
P-12562	7B-19
P-12564	21-19
P-12565	12-15
P-12566	36-9
P-12567	7A-40
P-12568	7B-27
P-12569	7A-44
P-12571	12-14
P-12572	21-17
P-12570	21-15
P-12573	7B-23, 7B-31
P-12574	28A-42
P-12575	15A-21, 21-14
P-12576	28A-43
P-12577	28-4
P-12578	21-16
P-12579	12-1
P-12580	21-24
P-12581	28-6, 28A-44
P-12582	24-1
P-12583	28-7
P-12584	24-47
P-12586	24-41
P-12587	28-11A
P-12588	24-6

Part #	Page & Key #
P-12590	24-20
P-12591	28-14
P-12592	24-12
P-12593	28-13
P-12594	24-18
P-12595	25-8
P-12596	24-17
P-12597	28-8
P-12598	24-4
P-12600	24-30
P-12601	22-38
P-12602	24-63
P-12603	22-21
P-12604	24-44
P-12605	27-29, 44-56
P-12606	7B-49, 8-23
P-12607	15A-24, 21-12
P-12608	24-40
P-12611	24-28
P-12612	24-24
P-12613	28A-2
P-12614	24-45, 33-5, 33-45
P-12615	28-3
P-12616	24-14
P-12617	28-16
P-12618	24-49
P-12619	11-5
P-12620	24-38
P-12621	24-23
P-12622	25-17
P-12625	6-6
P-12626	24-39
P-12627	7A-20, 38-35
P-12629	25-7
P-12630	28A-11
P-12631	28A-7, 33-46
P-12632	25-2
P-12633	19-37, 20-16
P-12634	25-11
P-12635	34-24, 46-14
P-12636	25-14
P-12638	25-6
P-12639	34-26
P-12640	28A-30
P-12641	19-46, 19-47
P-12642	25-15
P-12643	14A-41
P-12644	24-3
P-12645	33-43
P-12646	28A-39
P-12647	19-38, 20-31
P-12648	26-3
P-12650	27-11
P-12651	34-9
P-12652	24-5
P-12653	7-11A
P-12654	27-7
P-12655	5-1, 34-23
P-12656	27-26
P-12657	28A-15
P-12658	27-1
P-12659	24-53
P-12660	27-10
P-12661	28A-16
P-12662	26-17
P-12663	26-10, 27-5
P-12664	26-16

Part #	Page & Key #
P-12665	28A-17
P-12663	27-5
P-12666	26-8
P-12667	33-1
P-12668	26-18
P-12669	33-42
P-12670	26-3A
P-12671	34-15
P-12672	26-2, 27-6
P-12673	27-48
P-12674	27-2
P-12675	26-1
P-12676	26-10
P-12677	16-15, 34-24
P-12678	27-16
P-12679	16-17
P-12680	28A-21
P-12681	28A-36
P-12683	29-42, 29A-22
P-12684	6-15
P-12685	15A-4, 16-19
P-12686	1-47, 31-3
P-12687	18-6
P-12688	18-6
P-12689	15A-8, 16-23
P-12690	21-7
P-12691	18-6
P-12692	19-51
P-12693	21-15
P-12694	29-28
P-12695	21-16
P-12696	6-11
P-12697	11A-1
P-12698	11A-35
P-12700	20-15
P-12701	20-30
P-12702	11A-2
P-12705	11A-33
P-12706	6-16
P-12707	22-15
P-12708	13-42
P-12709	29-21, 29-21
P-12710	28A-31
P-12711	6-50, 42-56
P-12712	6-34
P-12713	6-21
P-12714	28A-29
P-12715	32-23
P-12716	11A-18
P-12717	11A-3
P-12718	30-15
P-12719	32-10
P-12721	32-11
P-12722	29-31
P-12723	28-19
P-12724	11A-9
P-12725	32-28
P-12726	11A-20
P-12727	28-18
P-12728	19-27, 28-20
P-12729	11A-7
P-12730	28A-28
P-12731	32-12
P-12732	28-23
P-12733	32-7
P-12734	11A-23
P-12735	32-14

Part #	Page & Key #
P-12736	11A-25
P-12737	32-17
P-12738	11A-17
P-12739	11A-11
P-12740	25-26
P-12741	27-47
P-12742	4-23, 7-26
P-12743	32-9
P-12744	11A-26
P-12745	11A-27
P-12746	11A-6
P-12747	32-13
P-12748	18-40
P-12749	11A-13
P-12750	18-39
P-12751	11A-10
P-12752	18-36
P-12753	6-50, 14A-55
P-12754	18-36
P-12755	21-13
P-12756	18-38
P-12757	18-49, 29A-3
P-12758	18-40
P-12759	19A-16
P-12760	11B-13
P-12761	11B-4
P-12762	11B-10
P-12763	27-42
P-12764	6-33
P-12765	27-45
P-12767	14A-44
P-12768	27-37
P-12769	16-17, 27-22
P-12770	11B-14
P-12771	11B-13
P-12773	19-39
P-12774	19-43
P-12775	19-42
P-12776	19-40
P-12777	6-40, 14-49
P-12778	22-1
P-12779	14A-48
P-12781	32-35
P-12782	24-15
P-12783	33-44
P-12784	30-33, 42-58
P-12785	38-3
P-12786	30-21
P-12787	30-22
P-12788	11B-1
P-12789	22-6
P-12790	11B-1A
P-12791	9-6
P-12793	11B-8
P-12795	22-9
P-12796	11B-2
P-12797	11B-12
P-12798	8-4, 24-52
P-12799	29-26A
P-12800	7B-1
P-12801	7B-1
P-12802	7B-13
P-12803	5-15
P-12804	7B-16
P-12806	7B-9, 47-26
P-12807	6-7
P-12808	29-27

Part #	Page & Key #
P-12809	6-38
P-12810	29-37
P-12812	11B-6
P-12813	5-5
P-12814	29-20
P-12815	7B-16
P-12816	7B-11
P-12817	38-7, 38-30
P-12818	5-20
P-12819	6-48
P-12820	19A-22
P-12822	29A-25
P-12825	29-43
P-12826	6-46
P-12827	27-25
P-12828	7-25
P-12829	36-10
P-12830	27-50
P-12831	33-11
P-12832	7A-35
P-12833	6-42
P-12834	29-36
P-12835	28-4
P-12836	29A-28
P-12837	28-4
P-12839	29A-27
P-12840	8A-51
P-12841	3-2
P-12842	7A-33
P-12843	8A-55
P-12844	3-7
P-12845	3-11
P-12846	8A-54
P-12847	3-1
P-12848	19-6
P-12849	29-8
P-12850	29-11
P-12851	8A-56
P-12852	29-30
P-12853	8A-61
P-12854	28-6
P-12855	7-25A
P-12856	29-10
P-12857	29A-7
P-12858	29-7
P-12859	29A-1
P-12860	29A-8
P-12861	4-17
P-12862	29A-15
P-12863	22-12
P-12864	19A-20
P-12865	28-6
P-12866	19-28, 41-14A, 44-34
P-12867	35-13, 46-22
P-12868	34-11
P-12869	28-7
P-12870	34-10, 34-36
P-12871	46-20
P-12872	9-40, 32-37
P-12873	24-7
P-12875	34-40
P-12876	19-24
P-12877	35-14
P-12878	18-44
P-12879	35-12
P-12880	35-11
P-12881	38-6

Part #	Page & Key #	Part #	Page & Key #	Part #	Page & Key #
P-12882	38-8	P-12971	31-28	P-30044	47-1
P-12887	35-3	P-12972	9-2	P-30045	47-1
P-12890	37-5	P-12974	30-34	P-30046	47-1
P-12891	28-29	P-12975	30-32	P-30100	47-2
P-12892	37-3	P-12976	10A-14A	P-30101	47-2
P-12897	28-47	P-12977	7-64	P-30102	47-2
P-12899	28-35	P-12978	9-2	P-30103	47-2
P-12900	7-62	P-12979	30-16	P-35084	22-5A
P-12901	7-37	P-12981	38-14	P-36032	7-35, 29-9
P-12903	28-52	P-12982	37-24	P-36033	2-25
P-12904	25-28	P-12984	38-17	P-36105	31-19A
P-12905	22-30	P-12987	38-18	P-36106	31-20, 43-4
P-12906	38-21	P-12988	38-20	P-36107	31-21, 43-7
P-12907	21-25, 22-2	P-12989	37-23	P-36433	20-2
P-12909	3-47, 30-47, 42-9	P-12990	7-54	P-36443	20-50
P-12910	11B-18	P-12991	37-23	P-36453	20-53
P-12911	11B-18	P-12992	10A-14	P-36954	33-49
P-12912	37-1	P-12993	38-10, 38-26	P-36958	33-50
P-12914	37-29	P-12994	38-4, 46-6	P-36959	30-43, 42-13
P-12915	7-64	P-12995	38-28	P-36961	30-41, 42-14
P-12917	35-15	P-12996	33-47	P-36962	30-42
P-12918	10A-4	P-12997	37-27	P-36963	33-50, 42-12
P-12919	28-25	P-12998	10-22	P-36964	5-29
P-12920	37-37	P-13825	29-43	P-36970	31-27, 43-3
P-12921	10A-3	P-14001	28-11	P-120820	20-47, 23A-25
P-12922	10A-2	P-14002	10A-1	P-120821	20-48
P-12923	7-25B	P-14003	10A-7	P-120827	20-59
P-12924	14A-52	P-14004	10A-9	P-120828	20-60
P-12925	20-17, 20-32	P-14027	6A-3	P-120830	23A-25
P-12926	42-15	P-14048	6A-16	P-120850	16-1, 23-6, 23-10
P-12927	28-29A	P-14089	6A-15		23A-15, 23A-24
P-12928	37-9	P-14095	6A-7	P-120851	16-1A
P-12930	37-17	P-14096	6A-10	P-120855	23-1, 23-2, 23-11
P-12931	30-4	P-14235	9-16		23A-19, 23A-20
P-12933	20-18, 22-32	P-14258	10A-1A	P-120863	20-56
P-12934	37-16	P-14330	14A-15	P-120864	20-57
P-12935	28-39	P-14332	15A-37	P-120990	39-3
P-12936	37-18	P-14338	15A-22A	P-121000	39-18
P-12937	30-12	P-14356	6A-11	P-121010	39-4
P-12938	33-59	P-14423	19A-25	P-121020	39-20
P-12939	30-24	P-14424	15A-18	P-121040	39-8
P-12940	33-61	P-14430	15A-27	P-121060	39-7
P-12941	28-41	P-14492	14A-15	P-121061	39-21
P-12942	33-58	P-14540	15A-37	P-121080	39-14
P-12943	38-9, 38-29	P-14546	15A-22	P-121090	39-23
P-12944	30-9	P-14642	25-15	P-121100	39-45
P-12946	7-45, 34-18	P-14705	11A-43	P-121140	39-37
P-12947	38-22	P-14706	6A-13	P-121160	39-32
P-12949	43-1	P-14713	6A-14	P-121180	39-36
P-12950	33-56	P-14730	33-67	P-121190	39-43
P-12951	3-9	P-14764	6A-17	P-121200	46-23
P-12954	33-48	P-14964	6A-5	P-121210	39-41
P-12956	33-54	P-16151	7B-45	P-121211	39-44
P-12957	30-40, 42-11	P-16155	7B-44	P-121220	39-34
P-12955	30-39, 42-6	P-16156	7B-45	P-121240	39-51
P-12958	43-2	P-18036	1-36	P-121260	39-35
P-12959	42-16	P-18038	1-24	P-121320	39-1
P-12960	38-23	P-18045	1-38	P-121321	39-1
P-12961	42-19	P-18057	1-46	P-121460	40-11
P-12962	30-20	P-18058	1-36	P-121500	40-3
P-12964	6-29	P-18074	3-18A	P-121510	42-45
P-12965	38-34	P-18434	14-60	P-121511	42-52
P-12966	7-52	P-30005	47-6	P-121512	42-53
P-12967	28-33	P-30040	47-1	P-121514	42-57
P-12968	35-7	P-30041	47-1	P-121550	41-38
P-12969	30-29	P-30042	47-1	P-121551	41-49
P-12970	31-28	P-30043	47-1	P-121570	41-32

Part #	Page & Key #	Part #	Page & Key #	Part #	Page & Key #
P-121571	41-33	P-122740	45-5		
P-121572	41-53	P-122741	45-1		
P-121580	40-4	P-122760	45-3		
P-121590	44-56	P-122761	45-8		
P-121591	42-33	P-122762	46-8		
P-121592	42-42	P-122763	46-15		
P-121593	41-55	P-122765	46-9		
P-121594	41-43	P-122780	45-2		
P-121595	41-52	P-122781	45-13		
P-121596	41-58	P-122820	20-1, 23-7, 23A-16		
P-121620	40-9	P-122821	20-48		
P-121640	40-6	P-122822	20-48		
P-121660	41-5	P-122828	20-60		
P-121720	41-26	P-122830	19-4, 23-7, 23A-16		
P-121799	44-25	P-122844	45-6		
P-121800	41-15	P-122846	45-4		
P-121810	41-48, 44-35	P-122850	46-10		
P-121830	44-36	P-122890	46-13		
P-121870	44-28	P-122910	46-7		
P-121890	44-29	P-122930	44-40		
P-121910	44-30	P-122931	44-43		
P-121911	44-53	P-122932	44-44		
P-121940	41-13	P-122940	45-49		
P-121950	44-45	P-122941	45-46		
P-122951	44-48	P-122942	45-47		
P-121952	44-46, 44-49	P-123010	39-27		
P-121960	41-21	P-123100	45-31		
P-121990	42-34	P-123101	45-36		
P-122022	41-40	P-123110	39-28		
P-122070	42-22	P-123170	39-31		
P-122080	41-24	P-123240	46-11		
P-122100	41-9	P-123241	46-1, 47-1		
P-122101	41-10	P-123242	46-5		
P-122110	42-25	P-123279	40-19		
P-122130	42-21	P-123280	40-22		
P-122131	42-28	P-123281	40-20		
P-122160	41-19	P-123282	40-25		
P-122170	42-26				
P-122210	42-40				
P-122211	42-4				
P-122212	42-5				
P-122220	44-11				
P-122260	44-19				
P-122270	42-36				
P-122281	44-3				
P-122282	44-4				
P-122290	43-30				
P-122300	44-9				
P-122301	44-20				
P-122302	44-22				
P-122310	39-46				
P-122360	43-27				
P-122400	44-1				
P-122410	43-15				
P-122420	44-2				
P-122421	44-5				
P-122440	43-17				
P-122470	43-8				
P-122500	43-18				
P-122600	45-24				
P-122601	45-24				
P-122680	45-18				
P-122681	45-19				
P-122682	45-20				
P-122700	45-42				
P-122720	45-5				
P-122721	45-22				



VARIABLE SPEED PULLEY
1250 O.S. - 1/2" Shaft

P-1629



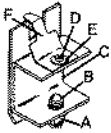
V-BELTS

- 35" Motor to printing head P-4904
- 33" Pump to motor compound pulley P-1689
- 32" Compound pulley to machine P-1688
- 30" Compound pulley to machine P-1686
- 26" To machine P-4903
- 49" Conveyor drive P-1690
- 34" New style pump to motor P-1695



RATCHET PAWL ARM ASSEMBLY

P-12979




SHEET SEPARATOR BRACKET ASSEMBLY

- Complete P-12112
- (A) Nut P-497
- (B) Ball retainer P-1105
- (C) Bracket P-12113
- (D) Screw P-149
- (E) Washer P-557
- (F) Sheet separator P-12114



SHEET SEPARATOR - 1360

P-13114



SHEET SEPARATOR - For TOKO 1218

P-128114



KNOB

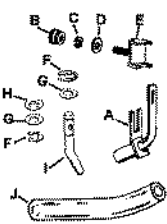
Suction & blower
1250 & 1850

P-18074



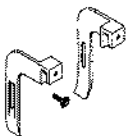
CENTER BLOWER BRACKET

P-12164



CENTER BLOWER KIT

- Complete P-5065
- (A) Center blower P-12128
- (B) Thumb nut P-537
- (C) Lockwasher P-624
- (D) Washer P-566
- (E) Bracket P-12164
- (F) Retaining ring P-668
- (G) Washer P-586
- (H) Spring washer P-653
- (I) Valve stem P-12069
- (J) Hose - 27" P-5285



PAPER FEED GUIDE - 1250 O.S.

Made with durable white brass for greater durability.
Operators side L.H. P-12088
Non-operators side R.H. P-12099


THUMB SCREW

P-311



PAPER GUIDE AND CLAMP - 1250

- Center
- (A) Clamp P-12049
- (B) Adjusting stop P-12048
- (C) Thumb screw P-1025



HOSE - for sucker foot (14")

P-5269



PILOT SCREW (needs 2)

P-12104



SUCTION FEET

Double stem
Single stem

P-12170
P-12990



O-RING - For Multilith 1650 sucker tube

P-5329



SUCTION FOOT FORWARDING CAM

P-12176



COMPENSATING SUCKER TUBE ASSEMBLY
EXTENDS 1/4" FURTHER.
EXCELLENT FOR RUNNING ENVELOPES & HEAVY STOCK.

- 1250 (Set of 2 w / block) P-12259
- 1250 (Tube only) P-12966
- 1850 (Set of 3 tubes only) P-18990
- 1870 (Set of 4 tubes only) P-18170

FLAT SUCKER FOOT

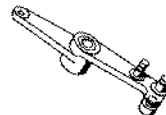
P-1552



SUCKER FOOT

For Multilith 1218 & for Toko 4700, 4750

P-5203



DRIVE LEVER ARM ASSEMBLY

- 1250 P-12927
- 1330, 1360 P-13927
- 1650 P-16927
- 1850 P-18927

Made of 1/4" solid cast stock for greater durability.



FEEDER LINKAGE DRIVE LEVER (near delivery)

P-12732



SUCKER TUBE SHAFT OPERATING CAM

P-12903



FEEDER PULLOUT ROLLER

Roller with bearing
Bearing only

P-12125
P-1371



SPRING - For feeder pullout roller

P-12386



UPPER FEED ROLL HOLDER


1250 N.S.
1250 O.S.

P-12115
P-12274



CLIP

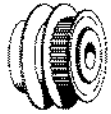
P-12842



SWITCH ASSEMBLY - Sheet control
1250 N (15A) P-4212



CONVEYOR DRIVE SPROCKETS - O.S.
Front feed roller P-12555
Rear feed roller P-12559



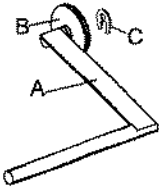
CONVEYOR TIMING PULLEY - N.S. (shown)
Conveyor roller P-4242
CONVEYOR TIMING PULLEY - N.S.
Front feed roller P-4257
CONVEYOR DRIVE PULLEY - N.S.
Rear feed roller P-4258



SPROCKET P-12522




TENSION ROLLER P-12425



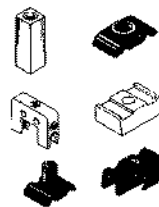
SKID ROLLER ASSEMBLY
Narrow wheel 1250 P-12434
(A) Arm P-12436
(B) Roller P-12454
(C) C-ring P-680
Wide wheel 1850 P-18434
(A) Arm P-12436
(B) Roller P-12532
(C) C-ring P-680
(D) Bushing P-799
(comes with Roller P-12532)



CONVEYOR TAPE - 1275 Tandem
49-3/16" X 1/2" P-3904



THUMB SCREW P-311
SKID WHEEL HOLDER P-12359



PARTS FOR CONVEYOR REGISTER BAR
(CLOCKWISE FROM TOP LEFT)
POST P-12498
CLAMP P-26498
CLAMP P-12497
CLAMP P-26497
SLIDING BLOCK P-26485
CLIP ON BLOCK P-13497



THUMB NUT P-546
CLAMP For conv. jogger P-12352



CONVEYOR FEED TAPES
Regular plastic P-4957
Special cloth for easier feeding P-4955



TAPE DISC P-12366



CONVEYOR PAPER RETAINER P-12433



PAPER GUIDE SPRING
1250 P-12924
SCREW P-191



LEVER - JOGGER OPERATING P-12215



PAPER GUIDE SPRING - 1850 & 1860
P-18527



TAPE BAR P-12708



SPECIAL MICRO ADJUSTING NUT & STOP
For upper feed roll adjustment P-12135
NO TOOLS NEEDED FOR EASY ADJUSTMENT



FEELER FINGER P-12141
PILOT SCREW P-3073



PAPER FEED FRAME LEVERS
1250 Old design (straight, no tab) P-12165
1250 O.S. & L.W. (straight, with tab) P-12156
1250 N & DOM. (bent, with tab) P-12151
1850 (straight) P-16156
1850 (bent) P-16151



CAM LEVER
1250 P-12155
1850 (shown) P-16155



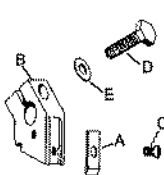
FOUR FINGER SHAFT ASSEMBLY
Complete 1250 New style (pyramid cam - no notch) P-12393
Complete 1250 Domestic (tear drop cam) P-12387
Complete 1250 M / MG (notched pyramid cam & tear drop cam) P-12381

THREE FINGER SHAFT ASSEMBLY
Complete 1250 Old style P-12388

PAPER HOLD ATTACHMENT
Complete 1250 P-12840



IMPRESSION CYLINDER SHAFT
Shaft 1250 O.S. & N.S. P-12781
Grease fitting P-1976



IMPRESSION GRIPPER HOLDER ASSEMBLY
 Complete P-12182
 (A) Finger O.S. P-12245
 (A) Finger N.S. P-12237
 (B) Holder P-12189
 (C) Screw P-12187
 (D) Screw P-96
 (E) Washer P-586



CAM P-12725



IMPRESSION GRIPPER SHAFT & ARM ASS'Y.
 Complete P-12203
 Arm assembly P-12207
 Shaft only P-12205
 Arm only P-12197



IMPRESSION CYLINDER ADJUSTING SEGMENT
 P-12733



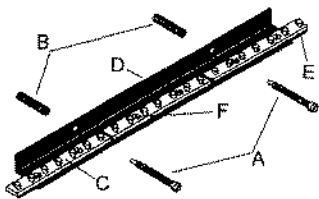
EJECTOR PIN BAR UNIVERSAL FOR OLD & NEW STYLE
 1250 (7 pin) P-12249



BLANKET CYLINDER SHAFT
 1250 P-12290
 1850 P-18290



CYLINDER GEARS
 Master (plate) P-12313
 Blanket P-12214
 Impression P-12191
 ALL GEARS ARE HARDENED FOR LONGER LIFE



BLANKET CYLINDER CLAMP KIT - Trailing 11 x 17
 Complete P-14258
 (A) Screw P-12204
 (B) Spring P-12390
 (C) Pin bar P-12922
 (D) Bracket P-14003
 (E) Nut bar P-14004
 (F) Screw P-12921



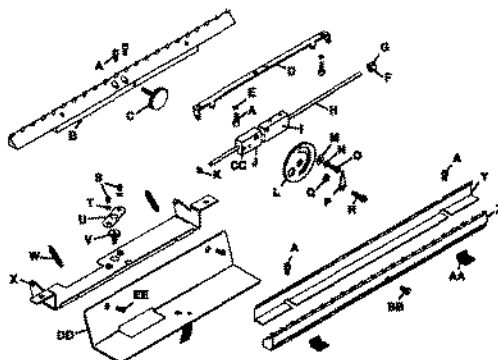
CAM BAND - 1250 O.S. & N.S.
 For blanket cylinder P-12178



MASTER CYLINDER ADJUSTING KNOB
 Knob is fluted for better grip. P-12270



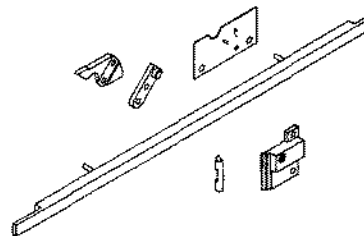
MASTER CYLINDER ADJUSTING WRENCH
 1250 O.S. P-12266
 1250 N.S. P-12236
 1360 P-13266



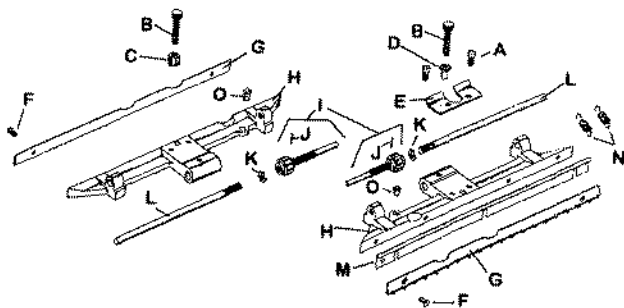
16-1/2" ANGULAR ADJUSTING CLAMP ASSEMBLY
 Complete P-12702
 Sub assembly - consists of items (A) - (CC) P-12717
 (A) Screw P-161
 (B) Pin bar (tail) - 22 point P-12746
 (C) Thumb screw P-1067
 (D) Bracket P-12729
 (E) Lockwasher P-624
 (F) Collar P-927
 (G) Set screw P-3
 (H) Shaft P-12726
 (I) Lateral adjusting block P-12736
 (J) Adjusting block P-12734
 (K) Retaining ring P-654
 (L) Adjusting wheel P-12744
 (M) Washer P-1887
 (N) Spring washer P-650
 (O) Shoulder screw P-8090
 (P) Pointer P-12745
 (Q) Spacer cam P-1402
 (R) Screw P-172
 (S) Screw P-191
 (T) Lockwasher P-623
 (U) Retainer P-12738
 (V) Shoulder screw P-8089
 (W) Spring P-12724
 (X) Bracket P-12716
 (Y) Lead retainer P-12751
 (Z) Pin bar - (lead) 22 point P-12739
 (AA) Clip nut P-12749
 (BB) Screw P-303
 (CC) Set screw P-1089
 (DD) Shelf P-12705
 (EE) Screw P-12375



MASTER CYLINDER CLAMP LOCK LINK
 1330, 1360, 1650 P-13299



MASTER CYLINDER UPGRADE KIT
 1650 P-13385



1250 (10 X 15) MASTER CYLINDER CLAMP ASSEMBLIES


- Lead Edge - complete P-12788
 (A) Screw P-159
 (B) Thumb screw P-1095
 (C) Nut (used on P-12788 only) P-1898
 (D) Nut (used on P-12790 only) P-12796
 (E) Handle (used on P-12790 only) P-12761
 (F) Screw P-12770
 (G) Pin bar (18 point*) P-12760
 (H) Clamp only - not sold alone -----
 (I) Adjusting screw P-12812
 (J) Taper pin P-421
 (K) Nut P-497
 (L) Stem P-12793
 (M) Retainer (used on P-12790 only) P-12797
 (N) Spring (used on P-12790 only) P-12762



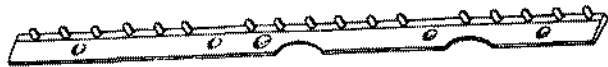
THUMB SCREW For plate cylinder adjustment
 1330, 1360, 1650 P-11794



ACTUATOR BAR For plate cylinder
 1330, 1360, 1650 P-13726



Made of alloy steel diecast for greater durability.
PIN BAR CLAMP Master cylinder (10 X 15) 18 Point - 10" long P-12760



CLAMP Blanket cylinder 17 Point - 9-3/4" long P-12922



BOTTLE, CAP & ADAPTER 1250 N.S., 1360, 1850, 1962
 (Bottle sits in black plastic receptacle on side of water frame)
 1 Quart assembly P-1912
 2 Quart assembly P-1921

BOTTLE, CAP & ADAPTER 1250 O.S.
 (Bottle sits directly in water fountain)
 1 Quart assembly P-1911
 2 Quart assembly P-1920

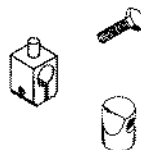


PLASTIC BOTTLE RECEPTACLE VALVE
 P-12347

WATER FOUNTAIN HOSE
 1250, 1850 O.S. (10-1/2") P-1189
 1850 N.S. (19") P-1181



WATER DUCTOR PIVOT - 1250 N.S., LW (11X17)
 3/8" Bore P-12322
WATER DUCTOR PIVOT - 1250 O.S. (10 X 15)
 7/16" Bore P-12535



SCREW - O.S. & N.S. P-84
EQUALIZER PIVOT - 1330, 1360 P-13322
PIVOT HOUSING ASSEMBLY - 1330, 1360 P-13535



SHOULDER SCREW - For water unit drive link.
 P-8062



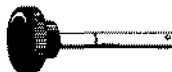
DRIVE DISC - For water form roller P-12419



FORM ROLLER SHAFT
 (Water) P-12172
 (**Ink) P-12171
 ** NO ADDITIONAL 15% discount on P-12171



NIGHT LATCH KNOB P-12493



PIN ASSEMBLY - Water fountain roller
 Short 1-7/8" shaft P-12688
 Medium 2-1/8" shaft P-12687
 Long 3-3/16" shaft P-12691



COLLAR (For pin assembly listed above)
 1/2" for short pin P-12371
 7/8" for long/medium pin P-12370



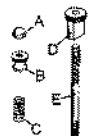
SHAFT For water fountain roller P-12402



DRIVE COLLAR - For water fountain roller
 Non-operators side
 Made of steel for longer life.



SCREW P-12417
 P-840



RETAINER - For water oscillating roller
 (A) Hex cap nut P-470
 (B) Thumb screw P-538
 (C) Spring P-12413
 (D) Retainer P-12560
 (E) Stud (stem) P-7053



WATER STOPS
 1360 P-30240
 1650 P-30239



WATER FOUNTAIN ROLLER LEVER P-12362



PAWL - Water & ink ratchet
P-12268




ADJUSTING LINK ASSEMBLY
1820 Second Head
P-1822808



BEARING SHIELD (need 2)
For lower ink form roller on 1820 second color head
P-1820000



INK FORM ROLLER KNOBS
Upper ink form P-12489
Lower ink form P-12491
Water form P-12405
SET SCREW (all knobs) P-8



CAM LEVER For single lever control
P-12834



IDLER GEAR Bushing included
1250 O.S. (10 X 15) P-12455
1250 N.S. (11 X 17) P-12446



DOG - For oscillating rollers
Water P-12428
Ink P-12463



CAM SCREW (worm) For ink & water oscillating rollers
P-12464
HOLD DOWN SCREW P-12494



LOWER INK DISTRIBUTOR ROLLER ASSEMBLY
1330, 1360 P-13321



IDLER ROLLER BUSHING - 1250
DOUBLE FLOW INK SYSTEM P-11411



OSCILLATING ROLLER SPOOL
P-12507




WATER & INK RATCHET LEVER ASSEMBLY
1250 O.S. (ink only) P-12445
1250 N.S. (ink & water) P-12418
Knob (ink & water) P-12118
Ratchet (no knob) P-12269
Pin P-366
Ratchet shield P-12905

INK & WATER RATCHET WHEEL P-12239
SNUBBER - Ink ratchet lever P-7058



EQUALIZER BAR - Ink & water ductor
1250 O.S. (12-1/8" long) P-12550
1250 N.S. (12-1/2" long) P-12340
EQUALIZER BAR
1850 Water P-18550
1850 Ink P-18340



INK & WATER DUCTOR ARM
1250 N.S. (steel) P-12321
INK & WATER DUCTOR LATCH
1250 N.S. P-12338



INK & WATER DUCTOR ARM
1250 O.S. (Brass) P-12607
INK DUCTOR LATCH No bend
1250 O.S. (L.H. & R.H.) P-12546
1850 P-18546



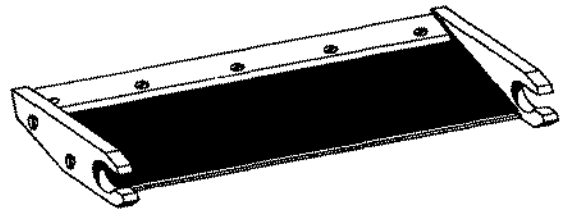
INK DUCTOR LATCH - With bend
1250 W (R.H.) P-14546
1250 W (L.H.) P-14338



RIGHT HAND SPRING - Ink & water ductor latch
1250 O.S. (10 X 15) P-12575
1250 N.S. (11 X 17) P-12336



LEFT HAND SPRING - Ink & water ductor latch
1250 O.S. (10 X 15) P-12551
1250 N.S. (11 X 17) P-12331



INK FOUNTAIN ASSEMBLY - 1250 O.S. & N.S.

Designed with replaceable end caps & deeper ink well for 50% more ink capacity.

Complete P-12778
Fountain only P-12789
Thumb screw (14 total) P-1570
Wire P-35084
Clamp P-12082
Screw for clamp P-12907
Blade 1250 (10-1/4" X 1-3/4") P-12079
Blade 1250 (10-1/4" X 3") P-12233
Blade 1850 only P-18079



COMPOUND PULLEY P-4259



CLUTCH PULLEY ASSEMBLY

Complete 1250 P-14001
Complete 1850 P-18001
(A) Pulley only 1250 P-12587
(A) Pulley only 1850 P-18587
(B) Clutch shoe (set of 4) P-12593
(C) Spring P-12591
(D) Liner P-5061
(E) Clutch drum 1250 P-12617
(E) Clutch drum 1850 P-18617
(F) Pilot screw P-7069



TOGGLE SWITCH
For drive motor & pump (includes screws)
1250 O.S. P-12305
WIRE MOUNTING SCREWS For P-12305
1250 O.S. P-252



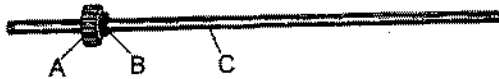
MOMENTARY TOGGLE SWITCH
1250 L.W. P-4055



SWITCH ASSEMBLY

Complete
Start switch (green) 1250 N.S.
Stop switch (red) 1250 N.S.

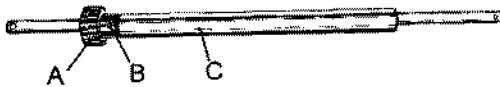
P-12566
P-12829
P-4062



OLD STYLE DRIVE SHAFT ASSEMBLY

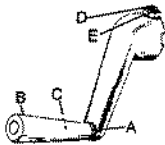
Complete P-12835
(A) Pinion gear - (black-stamped "O") P-12854
(B) Taper pin P-435
(C) Drive shaft P-12869

Complete P-12837
(A) Pinion gear - (silver) P-12865
(B) Taper pin P-435
(C) Drive shaft (only) P-12869



NEW STYLE DRIVE SHAFT ASSEMBLY


With long shank gear. For use with hardened cylinder gears.
Complete P-12577
(A) New style gear P-12581
(B) Taper pin P-435
(C) Drive shaft P-12583



HAND CRANK ASSEMBLY

Complete P-12955
(A) Stud P-36962
(B) Handle P-36961
(C) Spring lock P-36959
(D) Screw (Ball plunger) P-11963
(E) Nut P-4927

Made of solid white brass which helps prevent stripping out.

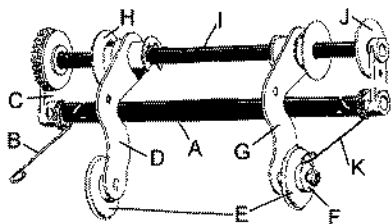


COUNTER

With bracket & arm P-12996
With bracket & no arm P-12954
Counter only 1250N, 1360 P-12952

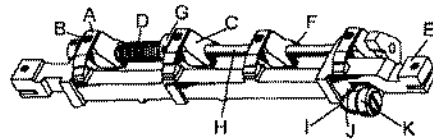
COUNTER ARM

P-12942



"QUICK CHANGE" UPPER EJECTOR ROLLER ASSEMBLY

Complete 1250 N.S. P-12616
(A) Rod assembly P-12558
(B) Spring P-12604
(C) Arm assembly L.H. & R.H. P-12584
(D) Arm assembly R.H. P-12612
(E) Roll assembly P-12600
(F) Roller P-1444
(G) Arm assembly L.H. P-12611
(H) Roller P-12621
(I) Shaft & gear assembly P-12782
(J) Wheel P-12590
(K) Spring P-12618
ADJUSTABLE, GEAR DRIVEN WITH A KNURLED ROD (A) FOR QUICK REMOVAL AND EASY ACCESS.



GRIPPER BAR ASSEMBLY

(WITH BRASS COLORED ANVIL)
ANVIL MADE WITH STRENGTHENED BRASS-LIKE STEEL WHICH WILL HELP PREVENT BOWING FOR LONGER LIFE.

Complete 1250 P-120990
Complete 1330, 1360 P-130990
Complete 1850 P-180990
(A) Finger P-121020
(B) Screw P-12187
(C) Holder P-121061
(D) Spring P-121080
(E) Anvil 1250 P-121090
(E) Anvil 1330, 1360 P-131090
(E) Anvil 1850 P-181090
(F) Screw P-44
(G) Locking collar P-734
(H) Shaft assembly 1250, 1330, 1360 P-121010
(H) Shaft assembly 1850 P-181010
(I) Stud P-4600
(J) Nut P-522
(K) Cam roller P-1447

GRIPPER BAR REPAIR KIT

Consists of the most commonly replaceable parts on your gripper bar assembly. (Less anvil & shaft) For Multilith style gripper bars only
1250, 1360 P-30733



JOGGER LEVER

1250 Chute P-12656
1850 Chute P-18656




JOGGER LOCK BLOCK

P-12673



GRIPPER BAR CHAINS

1250 (53-3/4" long X 1/2" wide) P-121100
1850 (51-3/8" long X 1/2" wide) P-181100
Carrier link - 1250, 1850 P-9406



INK WASH UP ATTACHMENT


UNIVERSAL FOR OLD STYLE & NEW STYLE
1250 O.S., W, LW (10 X 15 & 11 X 17)

P-12773

WASH UP BLADE

Fits our wash up attachment only.

P-5030



REPAIR KITS FOR ALL MULTILITHS

ELIMINATE COSTLY DOWNTIME WITH YOUR OWN EMERGENCY KIT FOR YOUR MODEL PRESS.

Master kit - 435 pcs. P-1776
Junior kit - 217 pcs. P-30328
Nut kit - 60 pcs. P-1772
Screw kit - 62 pcs. P-1773
Pin kit - 86 pcs. P-1774
Spring kit - 85 pcs. P-1775
Washer & ring kit - 136 pcs. P-1777



VARIABLE SPEED PULLEY
1250 O.S. - 1/2" Shaft

P-1629



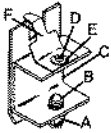
V-BELTS

35" Motor to printing head P-4904
33" Pump to motor compound pulley P-1689
32" Compound pulley to machine P-1688
30" Compound pulley to machine P-1686
26" To machine P-4903
49" Conveyor drive P-1690
34" New style pump to motor P-1695



RATCHET PAWL ARM ASSEMBLY

P-12979



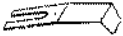
SHEET SEPARATOR BRACKET ASSEMBLY

Complete P-12112
(A) Nut P-497
(B) Ball retainer P-1105
(C) Bracket P-12113
(D) Screw P-149
(E) Washer P-557
(F) Sheet separator P-12114



SHEET SEPARATOR - 1360

P-13114



SHEET SEPARATOR - For TOKO 1218

P-128114



KNOB

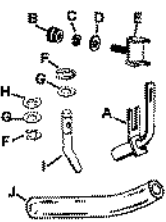
Suction & blower
1250 & 1850

P-18074



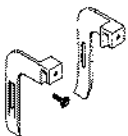
CENTER BLOWER BRACKET

P-12164



CENTER BLOWER KIT

Complete P-5065
(A) Center blower P-12128
(B) Thumb nut P-537
(C) Lockwasher P-624
(D) Washer P-566
(E) Bracket P-12164
(F) Retaining ring P-668
(G) Washer P-586
(H) Spring washer P-653
(I) Valve stem P-12069
(J) Hose - 27" P-5285



PAPER FEED GUIDE - 1250 O.S.

Made with durable white brass for greater durability.
Operators side L.H. P-12088
Non-operators side R.H. P-12099


THUMB SCREW

P-311



PAPER GUIDE AND CLAMP - 1250

Center
(A) Clamp P-12049
(B) Adjusting stop P-12048
(C) Thumb screw P-1025



HOSE - for sucker foot (14")

P-5269



PILOT SCREW (needs 2)

P-12104



SUCTION FEET


Double stem
Single stem

P-12170
P-12990



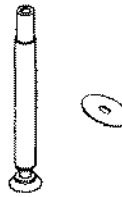
O-RING - For Multilith 1650 sucker tube

P-5329



SUCTION FOOT FORWARDING CAM

P-12176



COMPENSATING SUCKER TUBE ASSEMBLY

EXTENDS 1/4" FURTHER.
EXCELLENT FOR RUNNING ENVELOPES & HEAVY STOCK.

1250 (Set of 2 w / block) P-12259
1250 (Tube only) P-12966
1850 (Set of 3 tubes only) P-18990
1870 (Set of 4 tubes only) P-18170

FLAT SUCKER FOOT

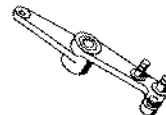
P-1552



SUCKER FOOT

For Multilith 1218 & for Toko 4700, 4750

P-5203



DRIVE LEVER ARM ASSEMBLY

1250
1330, 1360
1650
1850

P-12927
P-13927
P-16927
P-18927

Made of 1/4" solid cast stock for greater durability.



FEEDER LINKAGE DRIVE LEVER (near delivery)

P-12732



SUCKER TUBE SHAFT OPERATING CAM

P-12903



FEEDER PULLOUT ROLLER

Roller with bearing
Bearing only

P-12125
P-1371



SPRING - For feeder pullout roller

P-12386



UPPER FEED ROLL HOLDER


1250 N.S.
1250 O.S.

P-12115
P-12274



CLIP

P-12842



SWITCH ASSEMBLY - Sheet control
1250 N (15A) P-4212



CONVEYOR DRIVE SPROCKETS - O.S.
Front feed roller P-12555
Rear feed roller P-12559



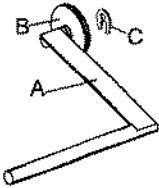
CONVEYOR TIMING PULLEY - N.S. (shown)
Conveyor roller P-4242
CONVEYOR TIMING PULLEY - N.S.
Front feed roller P-4257
CONVEYOR DRIVE PULLEY - N.S.
Rear feed roller P-4258



SPROCKET P-12522




TENSION ROLLER P-12425



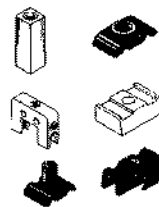
SKID ROLLER ASSEMBLY
Narrow wheel 1250 P-12434
(A) Arm P-12436
(B) Roller P-12454
(C) C-ring P-680
Wide wheel 1850 P-18434
(A) Arm P-12436
(B) Roller P-12532
(C) C-ring P-680
(D) Bushing P-799
(comes with Roller P-12532)



CONVEYOR TAPE - 1275 Tandem
49-3/16" X 1/2" P-3904



THUMB SCREW P-311
SKID WHEEL HOLDER P-12359



PARTS FOR CONVEYOR REGISTER BAR
(CLOCKWISE FROM TOP LEFT)
POST P-12498
CLAMP P-26498
CLAMP P-12497
CLAMP P-26497
SLIDING BLOCK P-26485
CLIP ON BLOCK P-13497



THUMB NUT P-546
CLAMP For conv. jogger P-12352



CONVEYOR FEED TAPES
Regular plastic P-4957
Special cloth for easier feeding P-4955




TAPE DISC P-12366



CONVEYOR PAPER RETAINER P-12433



PAPER GUIDE SPRING
1250 P-12924
SCREW P-191



LEVER - JOGGER OPERATING P-12215



PAPER GUIDE SPRING - 1850 & 1860
P-18527



TAPE BAR P-12708



SPECIAL MICRO ADJUSTING NUT & STOP
For upper feed roll adjustment P-12135
NO TOOLS NEEDED FOR EASY ADJUSTMENT



FEELER FINGER P-12141
PILOT SCREW P-3073



PAPER FEED FRAME LEVERS
1250 Old design (straight, no tab) P-12165
1250 O.S. & L.W. (straight, with tab) P-12156
1250 N & DOM. (bent, with tab) P-12151
1850 (straight) P-16156
1850 (bent) P-16151



CAM LEVER
1250 P-12155
1850 (shown) P-16155



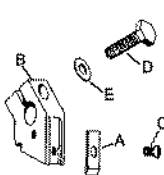
FOUR FINGER SHAFT ASSEMBLY
Complete 1250 New style (pyramid cam - no notch) P-12393
Complete 1250 Domestic (tear drop cam) P-12387
Complete 1250 M / MG (notched pyramid cam & tear drop cam) P-12381

THREE FINGER SHAFT ASSEMBLY
Complete 1250 Old style P-12388

PAPER HOLD ATTACHMENT
Complete 1250 P-12840



IMPRESSION CYLINDER SHAFT
Shaft 1250 O.S. & N.S. P-12781
Grease fitting P-1976



IMPRESSION GRIPPER HOLDER ASSEMBLY
 Complete P-12182
 (A) Finger O.S. P-12245
 (A) Finger N.S. P-12237
 (B) Holder P-12189
 (C) Screw P-12187
 (D) Screw P-96
 (E) Washer P-586



CAM P-12725



IMPRESSION GRIPPER SHAFT & ARM ASS'Y.
 Complete P-12203
 Arm assembly P-12207
 Shaft only P-12205
 Arm only P-12197



IMPRESSION CYLINDER ADJUSTING SEGMENT
 P-12733



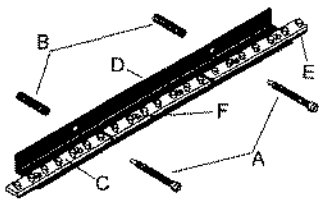
EJECTOR PIN BAR UNIVERSAL FOR OLD & NEW STYLE
 1250 (7 pin) P-12249



BLANKET CYLINDER SHAFT
 1250 P-12290
 1850 P-18290



CYLINDER GEARS
 Master (plate) P-12313
 Blanket P-12214
 Impression P-12191
 ALL GEARS ARE HARDENED FOR LONGER LIFE



BLANKET CYLINDER CLAMP KIT - Trailing 11 x 17
 Complete P-14258
 (A) Screw P-12204
 (B) Spring P-12390
 (C) Pin bar P-12922
 (D) Bracket P-14003
 (E) Nut bar P-14004
 (F) Screw P-12921



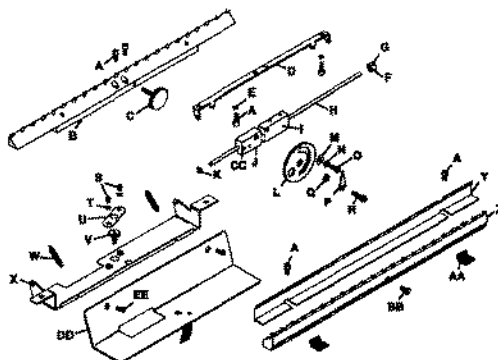
CAM BAND - 1250 O.S. & N.S.
 For blanket cylinder P-12178



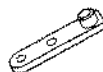
MASTER CYLINDER ADJUSTING KNOB
 Knob is fluted for better grip. P-12270



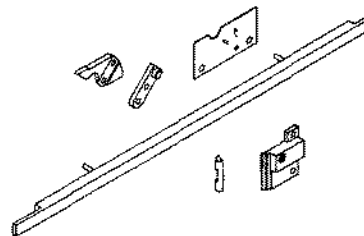
MASTER CYLINDER ADJUSTING WRENCH
 1250 O.S. P-12266
 1250 N.S. P-12236
 1360 P-13266



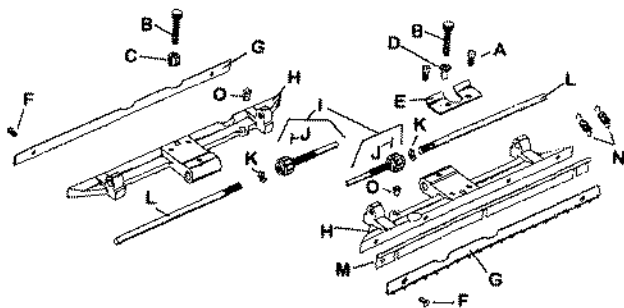
16-1/2" ANGULAR ADJUSTING CLAMP ASSEMBLY
 Complete P-12702
 Sub assembly - consists of items (A) - (CC) P-12717
 (A) Screw P-161
 (B) Pin bar (tail) - 22 point P-12746
 (C) Thumb screw P-1067
 (D) Bracket P-12729
 (E) Lockwasher P-624
 (F) Collar P-927
 (G) Set screw P-3
 (H) Shaft P-12726
 (I) Lateral adjusting block P-12736
 (J) Adjusting block P-12734
 (K) Retaining ring P-654
 (L) Adjusting wheel P-12744
 (M) Washer P-1887
 (N) Spring washer P-650
 (O) Shoulder screw P-8090
 (P) Pointer P-12745
 (Q) Spacer cam P-1402
 (R) Screw P-172
 (S) Screw P-191
 (T) Lockwasher P-623
 (U) Retainer P-12738
 (V) Shoulder screw P-8089
 (W) Spring P-12724
 (X) Bracket P-12716
 (Y) Lead retainer P-12751
 (Z) Pin bar - (lead) 22 point P-12739
 (AA) Clip nut P-12749
 (BB) Screw P-303
 (CC) Set screw P-1089
 (DD) Shelf P-12705
 (EE) Screw P-12375



MASTER CYLINDER CLAMP LOCK LINK
 1330, 1360, 1650 P-13299



MASTER CYLINDER UPGRADE KIT
 1650 P-13385



1250 (10 X 15) MASTER CYLINDER CLAMP ASSEMBLIES


- Lead Edge - complete P-12788
 (A) Screw P-159
 (B) Thumb screw P-1095
 (C) Nut (used on P-12788 only) P-1898
 (D) Nut (used on P-12790 only) P-12796
 (E) Handle (used on P-12790 only) P-12761
 (F) Screw P-12770
 (G) Pin bar (18 point*) P-12760
 (H) Clamp only - not sold alone -----
 (I) Adjusting screw P-12812
 (J) Taper pin P-421
 (K) Nut P-497
 (L) Stem P-12793
 (M) Retainer (used on P-12790 only) P-12797
 (N) Spring (used on P-12790 only) P-12762



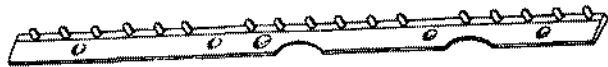
THUMB SCREW For plate cylinder adjustment
 1330, 1360, 1650 P-11794



ACTUATOR BAR For plate cylinder
 1330, 1360, 1650 P-13726



Made of alloy steel diecast for greater durability.
PIN BAR CLAMP Master cylinder (10 X 15) 18 Point - 10" long P-12760



CLAMP Blanket cylinder 17 Point - 9-3/4" long P-12922



BOTTLE, CAP & ADAPTER 1250 N.S., 1360, 1850, 1962
 (Bottle sits in black plastic receptacle on side of water frame)
 1 Quart assembly P-1912
 2 Quart assembly P-1921

BOTTLE, CAP & ADAPTER 1250 O.S.
 (Bottle sits directly in water fountain)
 1 Quart assembly P-1911
 2 Quart assembly P-1920

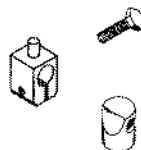


PLASTIC BOTTLE RECEPTACLE VALVE
 P-12347

WATER FOUNTAIN HOSE
 1250, 1850 O.S. (10-1/2") P-1189
 1850 N.S. (19") P-1181



WATER DUCTOR PIVOT - 1250 N.S., LW (11X17)
 3/8" Bore P-12322
WATER DUCTOR PIVOT - 1250 O.S. (10 X 15)
 7/16" Bore P-12535



SCREW - O.S. & N.S. P-84
EQUALIZER PIVOT - 1330, 1360 P-13322
PIVOT HOUSING ASSEMBLY - 1330, 1360 P-13535



SHOULDER SCREW - For water unit drive link.
 P-8062



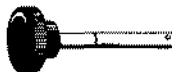
DRIVE DISC - For water form roller P-12419



FORM ROLLER SHAFT
 (Water) P-12172
 (**Ink) P-12171
 ** NO ADDITIONAL 15% discount on P-12171



NIGHT LATCH KNOB P-12493



PIN ASSEMBLY - Water fountain roller
 Short 1-7/8" shaft P-12688
 Medium 2-1/8" shaft P-12687
 Long 3-3/16" shaft P-12691



COLLAR (For pin assembly listed above)
 1/2" for short pin P-12371
 7/8" for long/medium pin P-12370



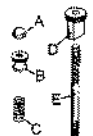
SHAFT For water fountain roller P-12402



DRIVE COLLAR - For water fountain roller
 Non-operators side
 Made of steel for longer life.



SCREW P-12417
 P-840



RETAINER - For water oscillating roller
 (A) Hex cap nut P-470
 (B) Thumb screw P-538
 (C) Spring P-12413
 (D) Retainer P-12560
 (E) Stud (stem) P-7053



WATER STOPS
 1360 P-30240
 1650 P-30239



WATER FOUNTAIN ROLLER LEVER P-12362



PAWL - Water & ink ratchet
P-12268




ADJUSTING LINK ASSEMBLY
1820 Second Head
P-1822808



BEARING SHIELD (need 2)
For lower ink form roller on 1820 second color head
P-1820000



INK FORM ROLLER KNOBS
Upper ink form P-12489
Lower ink form P-12491
Water form P-12405
SET SCREW (all knobs) P-8



CAM LEVER For single lever control
P-12834



IDLER GEAR Bushing included
1250 O.S. (10 X 15) P-12455
1250 N.S. (11 X 17) P-12446



DOG - For oscillating rollers
Water P-12428
Ink P-12463



CAM SCREW (worm) For ink & water oscillating rollers
P-12464
HOLD DOWN SCREW P-12494



LOWER INK DISTRIBUTOR ROLLER ASSEMBLY
1330, 1360 P-13321



IDLER ROLLER BUSHING - 1250
DOUBLE FLOW INK SYSTEM P-11411



OSCILLATING ROLLER SPOOL
P-12507




WATER & INK RATCHET LEVER ASSEMBLY
1250 O.S. (ink only) P-12445
1250 N.S. (ink & water) P-12418
Knob (ink & water) P-12118
Ratchet (no knob) P-12269
Pin P-366
Ratchet shield P-12905

INK & WATER RATCHET WHEEL P-12239
SNUBBER - Ink ratchet lever P-7058



EQUALIZER BAR - Ink & water ductor
1250 O.S. (12-1/8" long) P-12550
1250 N.S. (12-1/2" long) P-12340
EQUALIZER BAR
1850 Water P-18550
1850 Ink P-18340



INK & WATER DUCTOR ARM
1250 N.S. (steel) P-12321
INK & WATER DUCTOR LATCH
1250 N.S. P-12338



INK & WATER DUCTOR ARM
1250 O.S. (Brass) P-12607
INK DUCTOR LATCH No bend
1250 O.S. (L.H. & R.H.) P-12546
1850 P-18546



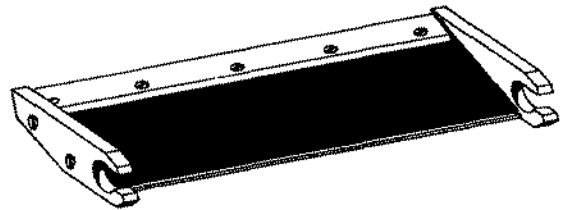
INK DUCTOR LATCH - With bend
1250 W (R.H.) P-14546
1250 W (L.H.) P-14338



RIGHT HAND SPRING - Ink & water ductor latch
1250 O.S. (10 X 15) P-12575
1250 N.S. (11 X 17) P-12336



LEFT HAND SPRING - Ink & water ductor latch
1250 O.S. (10 X 15) P-12551
1250 N.S. (11 X 17) P-12331



INK FOUNTAIN ASSEMBLY - 1250 O.S. & N.S.

Designed with replaceable end caps & deeper ink well for 50% more ink capacity.

Complete P-12778
Fountain only P-12789
Thumb screw (14 total) P-1570
Wire P-35084
Clamp P-12082
Screw for clamp P-12907
Blade 1250 (10-1/4" X 1-3/4") P-12079
Blade 1250 (10-1/4" X 3") P-12233
Blade 1850 only P-18079



COMPOUND PULLEY P-4259



CLUTCH PULLEY ASSEMBLY

Complete 1250 P-14001
Complete 1850 P-18001
(A) Pulley only 1250 P-12587
(A) Pulley only 1850 P-18587
(B) Clutch shoe (set of 4) P-12593
(C) Spring P-12591
(D) Liner P-5061
(E) Clutch drum 1250 P-12617
(E) Clutch drum 1850 P-18617
(F) Pilot screw P-7069



TOGGLE SWITCH
For drive motor & pump (includes screws)
1250 O.S. P-12305
WIRE MOUNTING SCREWS For P-12305
1250 O.S. P-252



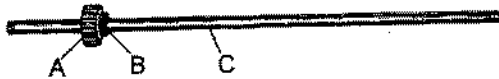
MOMENTARY TOGGLE SWITCH
1250 L.W. P-4055



SWITCH ASSEMBLY

Complete
Start switch (green) 1250 N.S.
Stop switch (red) 1250 N.S.

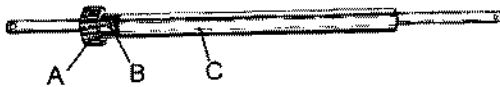
P-12566
P-12829
P-4062



OLD STYLE DRIVE SHAFT ASSEMBLY

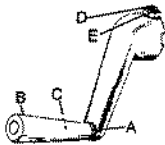
Complete P-12835
(A) Pinion gear - (black-stamped "O") P-12854
(B) Taper pin P-435
(C) Drive shaft P-12869

Complete P-12837
(A) Pinion gear - (silver) P-12865
(B) Taper pin P-435
(C) Drive shaft (only) P-12869



NEW STYLE DRIVE SHAFT ASSEMBLY


With long shank gear. For use with hardened cylinder gears.
Complete P-12577
(A) New style gear P-12581
(B) Taper pin P-435
(C) Drive shaft P-12583



HAND CRANK ASSEMBLY

Complete P-12955
(A) Stud P-36962
(B) Handle P-36961
(C) Spring lock P-36959
(D) Screw (Ball plunger) P-11963
(E) Nut P-4927

Made of solid white brass which helps prevent stripping out.

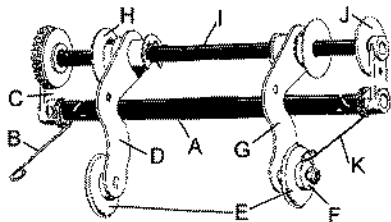


COUNTER

With bracket & arm P-12996
With bracket & no arm P-12954
Counter only 1250N, 1360 P-12952

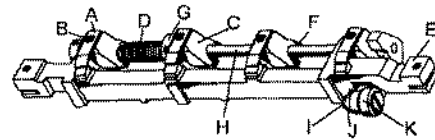
COUNTER ARM

P-12942



"QUICK CHANGE" UPPER EJECTOR ROLLER ASSEMBLY

Complete 1250 N.S. P-12616
(A) Rod assembly P-12558
(B) Spring P-12604
(C) Arm assembly L.H. & R.H. P-12584
(D) Arm assembly R.H. P-12612
(E) Roll assembly P-12600
(F) Roller P-1444
(G) Arm assembly L.H. P-12611
(H) Roller P-12621
(I) Shaft & gear assembly P-12782
(J) Wheel P-12590
(K) Spring P-12618
ADJUSTABLE, GEAR DRIVEN WITH A KNURLED ROD (A) FOR QUICK REMOVAL AND EASY ACCESS.



GRIPPER BAR ASSEMBLY

(WITH BRASS COLORED ANVIL)
ANVIL MADE WITH STRENGTHENED BRASS-LIKE STEEL WHICH WILL HELP PREVENT BOWING FOR LONGER LIFE.

Complete 1250 P-120990
Complete 1330, 1360 P-130990
Complete 1850 P-180990
(A) Finger P-121020
(B) Screw P-12187
(C) Holder P-121061
(D) Spring P-121080
(E) Anvil 1250 P-121090
(E) Anvil 1330, 1360 P-131090
(E) Anvil 1850 P-181090
(F) Screw P-44
(G) Locking collar P-734
(H) Shaft assembly 1250, 1330, 1360 P-121010
(H) Shaft assembly 1850 P-181010
(I) Stud P-4600
(J) Nut P-522
(K) Cam roller P-1447

GRIPPER BAR REPAIR KIT

Consists of the most commonly replaceable parts on your gripper bar assembly. (Less anvil & shaft) For Multilith style gripper bars only
1250, 1360 P-30733



JOGGER LEVER

1250 Chute P-12656
1850 Chute P-18656




JOGGER LOCK BLOCK

P-12673



GRIPPER BAR CHAINS

1250 (53-3/4" long X 1/2" wide) P-121100
1850 (51-3/8" long X 1/2" wide) P-181100
Carrier link - 1250, 1850 P-9406



INK WASH UP ATTACHMENT

UNIVERSAL FOR OLD STYLE & NEW STYLE
1250 O.S., W, LW (10 X 15 & 11 X 17)

P-12773

WASH UP BLADE

Fits our wash up attachment only.

P-5030



REPAIR KITS FOR ALL MULTILITHS

ELIMINATE COSTLY DOWNTIME WITH YOUR OWN EMERGENCY KIT FOR YOUR MODEL PRESS.

Master kit - 435 pcs. P-1776
Junior kit - 217 pcs. P-30328
Nut kit - 60 pcs. P-1772
Screw kit - 62 pcs. P-1773
Pin kit - 86 pcs. P-1774
Spring kit - 85 pcs. P-1775
Washer & ring kit - 136 pcs. P-1777